

<i>Shoe Family</i>	<i>Silhouette</i>	<i>Width</i>	<i>Toddler</i>	<i>Kids'</i>	<i>Women's</i>	<i>Men's</i>	
Comfort	Chukka	Medium				Page 5	
		Wide				Page 5	
	Court	Medium				Page 6	
		Wide				Page 6	
		Extra-Wide				Page 6	
	Cuff	Medium				Page 7	
		Wide				Page 7	
	DZ High	Medium				Page 8	Page 9
		Wide				Page 8	Page 9
		Extra-Wide				Page 8	Page 9
	Jogger	Medium				Page 10	Page 11
		Wide				Page 10	Page 11
	Knit	Medium				Page 12	
		Wide				Page 12	
		Extra-Wide				Page 12	
	Low	Medium				Page 13	Page 14
		Wide				Page 13	Page 14
		Extra-Wide				Page 13	Page 14
	Luxe	Medium				Page 15	Page 16
		Wide				Page 15	Page 16
		Extra-Wide				Page 15	Page 16
	Plush	Medium				Page 17	Page 18
		Wide				Page 17	Page 18
		Extra-Wide				Page 17	Page 18

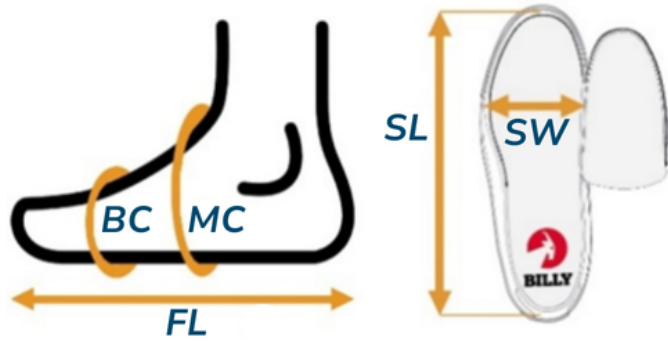
<i>Shoe Family</i>	<i>Silhouette</i>	<i>Width</i>	<i>Toddler</i>	<i>Kids'</i>	<i>Women's</i>	<i>Men's</i>	
Chukka	Chukka	Medium				Page 19	
Cozy	Boot	Medium	Page 20	Page 20	Page 21		
		Wide	Page 20	Page 20	Page 21		
	Slipper	Medium	Page 22	Page 22	Page 23		
		Wide	Page 22	Page 22	Page 23		
Classic	High	Medium	Page 24	Page 24			
	Low	Medium	Page 25	Page 25			
CS	High	Narrow					
		Medium	Page 26	Page 26	Page 27	Page 28	
		Wide	Page 26	Page 26	Page 27	Page 28	
		Extra-Wide			Page 27		
	Low	Narrow					Page 30
		Medium			Page 29	Page 30	
		Wide			Page 29	Page 30	
		Extra-Wide			Page 29		
Cuff	High	Medium	Page 31	Page 31	Page 32		
		Wide			Page 32		
D R (Full-Wrap)	High	Medium	Page 33	Page 33			
		Wide	Page 33	Page 33			
		Extra-Wide	Page 33	Page 33			
	Low	Medium	Page 34	Page 34			
		Wide	Page 34	Page 34			
		Extra-Wide	Page 34	Page 34			

<i>Shoe Family</i>	<i>Silhouette</i>	<i>Width</i>	<i>Toddler</i>	<i>Kids'</i>	<i>Women's</i>	<i>Men's</i>
D R (Short-Wrap)	High	Medium	Page 35	Page 35		
		Wide	Page 35	Page 35		
		Extra-Wide	Page 35	Page 35		
	Low	Medium	Page 36	Page 36		
		Wide	Page 36	Page 36		
		Extra-Wide	Page 36	Page 36		
Goat	DZ High	Wide	Page 37	Page 37		
		Extra-Wide	Page 37	Page 37		
	High	Narrow				
		Medium			Page 39	Page 40
		Wide	Page 38	Page 38	Page 39	Page 40
		Extra-Wide	Page 38	Page 38	Page 39	Page 40
		XX-Wide				
	Hoop	Wide	Page 41	Page 41		
		Extra-Wide	Page 41	Page 41		
	Goat	Medium				Page 43
		Wide	Page 42	Page 42		Page 43
		Extra-Wide	Page 42	Page 42		Page 43
Ice	Boot	Medium	Page 44	Page 44		
		Wide	Page 45	Page 45		

<i>Shoe Family</i>	<i>Silhouette</i>	<i>Width</i>	<i>Toddler</i>	<i>Kids'</i>	<i>Women's</i>	<i>Men's</i>
Inclusion	DZ1	Medium		Page 46	Page 47	Page 48
		Wide		Page 46	Page 47	Page 48
		Extra-Wide			Page 47	Page 48
	Sport	Medium		Page 49	Page 50	Page 51
		Wide		Page 49	Page 50	Page 51
	Trail	Medium			Page 52	Page 53
		Wide			Page 52	Page 53
	Trail Boot	Medium			Page 54	Page 55
		Wide			Page 54	Page 55
	Jogger	Retro	Medium	Page 56	Page 56	
Limitless	Limitless	Medium		Page 57	Page 58	Page 59
		Wide		Page 57	Page 58	Page 59
		Extra-Wide		Page 57	Page 58	Page 59
	253	Medium			Page 60	Page 61
		Wide			Page 60	Page 61
		Extra-Wide			Page 60	Page 61
Lugs	Lugs	Medium	Page 62	Page 62		
		Wide	Page 62	Page 62		
River Sandal	River Sandal	Medium	Page 63	Page 63		
Sandal	Sandal	Medium	Page 64	Page 64		
Street	High	Medium	Page 65	Page 65		

Sizing conversion and width option guide on last page...

Men's Comfort Chukka



Sizing chart for Men's MEDIUM (D-width) and WIDE (3E-width)	
FL	Foot length or orthotic brace length (trusting brace is the same length or longer than foot)
SL	Shoe footbed length measured inside the shoe
SW	Shoe footbed width, measured at location where ball of one's foot would be placed
BC	Ball circumference inside shoe at location where ball of one's foot would be placed*
MC	Mid-foot circumference measured inside the shoe near the ankle*

* Removing the shoe insoles will increase the circumference 1.2cm - 1.4cm depending on the shoe size selected.
 ** The measurements shown here were taken with the laces loosely tied. The laces provide adjustability at the "MC" location. Tighten laces to achieve desired fit.

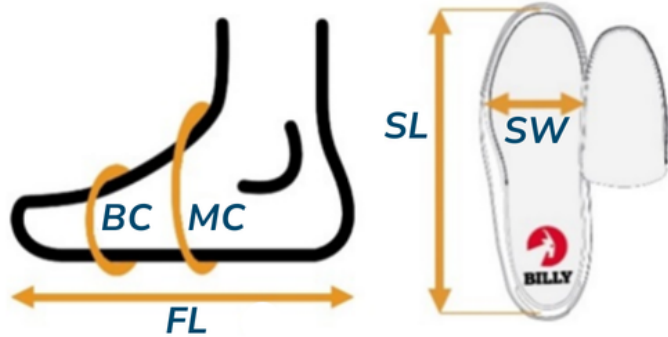
Men's Sizes			MEDIUM					WIDE				
US/CA/AU	EU	UK	FL	SL	SW	BC	MC**	SW	BC	MC**		
7	40	6.5	24.8 cm	25.7 cm	8.6 cm	22.9 cm	27.3 cm	9.2 cm	24.1 cm	28.6 cm		
7.5	40-41	7	25.1 cm	26.0 cm	8.7 cm	23.2 cm	27.6 cm	9.4 cm	24.4 cm	28.9 cm		
8	41	7.5	25.7 cm	26.7 cm	8.9 cm	23.5 cm	27.9 cm	9.5 cm	24.8 cm	29.2 cm		
8.5	41-42	8	26.0 cm	27.0 cm	9.0 cm	23.8 cm	28.3 cm	9.7 cm	25.1 cm	29.5 cm		
9	42	8.5	26.3 cm	27.3 cm	9.2 cm	24.1 cm	28.6 cm	9.8 cm	25.4 cm	29.8 cm		
9.5	42-43	9	27.0 cm	27.9 cm	9.4 cm	24.4 cm	28.9 cm	10.0 cm	25.7 cm	30.2 cm		
10	43	9.5	27.3 cm	28.3 cm	9.5 cm	24.8 cm	29.2 cm	10.2 cm	26.0 cm	30.5 cm		
10.5	43-44	10	27.9 cm	28.9 cm	9.7 cm	25.1 cm	29.5 cm	10.3 cm	26.3 cm	30.8 cm		
11	44	10.5	28.3 cm	29.2 cm	9.8 cm	25.4 cm	29.8 cm	10.5 cm	26.7 cm	31.1 cm		
11.5	44-45	11	28.9 cm	29.8 cm	10.0 cm	25.7 cm	30.5 cm	10.6 cm	27.0 cm	31.8 cm		
12	45	11.5	29.2 cm	30.2 cm	10.2 cm	26.0 cm	31.1 cm	10.8 cm	27.3 cm	32.4 cm		
13	46	12.5	29.8 cm	30.8 cm	10.5 cm	26.7 cm	31.8 cm	11.1 cm	27.9 cm	33.0 cm		
14	47	13.5	30.5 cm	31.4 cm	10.8 cm	27.3 cm	32.7 cm	11.4 cm	28.6 cm	34.0 cm		

- BILLY Full Wrap Zipper and adjustable laces for a custom fit
- Removable multilayer, multi-density insole that aligns, stabilizes, and reduces impact to heel and joints
- Premium suede leather upper



Men's Comfort Court

Sizing chart for Men's **MEDIUM** (D-width), **WIDE** (3E-width), and **EXTRA-WIDE** (6E-width)



FL	Foot length or orthotic brace length (trusting brace is the same length or longer than foot)
SL	Shoe footbed length measured inside the shoe
SW	Shoe footbed width, measured at location where ball of one's foot would be placed
BC	Ball circumference inside shoe at location where ball of one's foot would be placed*
MC	Mid-foot circumference measured inside the shoe near the ankle*

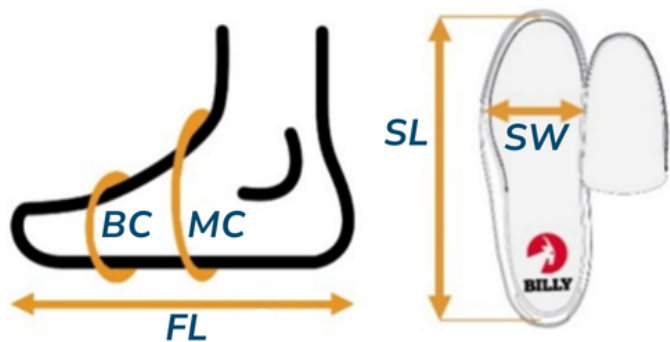
* Removing the shoe insoles will increase the circumference 0.6cm - 2.6cm depending on the shoe size selected.
 ** The measurements shown here were taken with the laces loosely tied. The laces provide adjustability at the "MC" location. Tighten laces to achieve desired fit.

Men's Sizes			MEDIUM					WIDE			EXTRA-WIDE		
US/CA/AU	EU	UK	FL	SL	SW	BC	MC**	SW	BC	MC**	SW	BC	MC**
7	40	6.5	24.8 cm	25.7 cm	8.6 cm	22.9 cm	27.3 cm	9.2 cm	24.1 cm	28.6 cm	9.8 cm	25.4 cm	29.8 cm
7.5	40-41	7	25.1 cm	26.0 cm	8.7 cm	23.2 cm	27.6 cm	9.4 cm	24.4 cm	28.9 cm	10.0 cm	25.7 cm	30.2 cm
8	41	7.5	25.7 cm	26.7 cm	8.9 cm	23.5 cm	27.9 cm	9.5 cm	24.8 cm	29.2 cm	10.2 cm	26.0 cm	30.5 cm
8.5	41-42	8	26.0 cm	27.0 cm	9.0 cm	23.8 cm	28.3 cm	9.7 cm	25.1 cm	29.5 cm	10.3 cm	26.3 cm	30.8 cm
9	42	8.5	26.3 cm	27.3 cm	9.2 cm	24.1 cm	28.6 cm	9.8 cm	25.4 cm	29.8 cm	10.5 cm	26.7 cm	31.1 cm
9.5	42-43	9	27.0 cm	27.9 cm	9.4 cm	24.4 cm	28.9 cm	10.0 cm	25.7 cm	30.2 cm	10.6 cm	27.0 cm	31.4 cm
10	43	9.5	27.3 cm	28.3 cm	9.5 cm	24.8 cm	29.2 cm	10.2 cm	26.0 cm	30.5 cm	10.8 cm	27.3 cm	31.8 cm
10.5	43-44	10	27.9 cm	28.9 cm	9.7 cm	25.1 cm	29.5 cm	10.3 cm	26.3 cm	30.8 cm	11.0 cm	27.6 cm	32.1 cm
11	44	10.5	28.3 cm	29.2 cm	9.8 cm	25.4 cm	29.8 cm	10.5 cm	26.7 cm	31.1 cm	11.1 cm	27.9 cm	32.4 cm
11.5	44-45	11	28.9 cm	29.8 cm	10.0 cm	25.7 cm	30.5 cm	10.6 cm	27.0 cm	31.8 cm	11.3 cm	28.3 cm	32.7 cm
12	45	11.5	29.2 cm	30.2 cm	10.2 cm	26.0 cm	31.1 cm	10.8 cm	27.3 cm	32.4 cm	11.4 cm	28.6 cm	33.0 cm
13	46	12.5	29.8 cm	30.8 cm	10.5 cm	26.7 cm	31.8 cm	11.1 cm	27.9 cm	33.0 cm	11.7 cm	29.2 cm	33.7 cm
14	47	13.5	30.5 cm	31.4 cm	10.8 cm	27.3 cm	32.7 cm	11.4 cm	28.6 cm	34.0 cm	12.1 cm	29.8 cm	34.4 cm



- BILLY Double Zipper (DZ) configuration with adjustable laces for a custom fit
- Removable multilayer, multi-density insole that aligns, stabilizes, and reduces impact to heel and joints
- Contoured heel cup with additional padding may help reduce heel-related pain
- Two additional spacer insoles for extra depth adjustability

Women's Comfort Cuff



Sizing chart for Women's MEDIUM (B-width) and WIDE (D-width)	
FL	Foot length or orthotic brace length (trusting brace is the same length or longer than foot)
SL	Shoe footbed length measured inside the shoe
SW	Shoe footbed width, measured at location where ball of one's foot would be placed
BC	Ball circumference inside shoe at location where ball of one's foot would be placed*
MC	Mid-foot circumference measured inside the shoe near the ankle*

* Removing the shoe insoles will increase the circumference 1.0cm - 1.2cm depending on the shoe size selected.

** The measurements shown here were taken with the laces loosely tied. The laces provide adjustability at the "MC" location. Tighten laces to achieve desired fit.

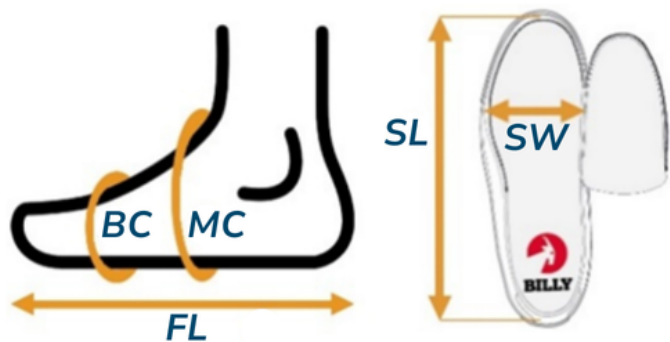
Women's Sizes			MEDIUM					WIDE					
US/CA/AU	EU	UK	FL	SL	SW	BC	MC**	SW	BC	MC**	SW	BC	MC**
6	36-37	4	23.2 cm	24.1 cm	7.6 cm	21.3 cm	27.3 cm	8.0 cm	21.9 cm	28.5 cm			
6.5	37	4.5	23.5 cm	24.4 cm	7.8 cm	21.6 cm	27.9 cm	8.2 cm	22.2 cm	29.1 cm			
7	37-38	5	23.8 cm	24.8 cm	7.9 cm	21.9 cm	28.6 cm	8.3 cm	22.5 cm	29.8 cm			
7.5	38	5.5	24.4 cm	25.4 cm	8.1 cm	22.2 cm	29.2 cm	8.5 cm	22.8 cm	30.4 cm			
8	38-39	6	24.8 cm	25.7 cm	8.3 cm	22.9 cm	29.8 cm	8.7 cm	23.5 cm	31 cm			
8.5	39	6.5	25.4 cm	26.4 cm	8.4 cm	23.2 cm	30.5 cm	8.8 cm	23.8 cm	31.7 cm			
9	39-40	7	25.7 cm	26.7 cm	8.6 cm	23.5 cm	31.1 cm	9.0 cm	24.1 cm	32.3 cm			
9.5	40	7.5	26.0 cm	27.0 cm	8.7 cm	23.8 cm	31.8 cm	9.1 cm	24.4 cm	33.0 cm			
10	40-41	8	26.4 cm	27.3 cm	8.9 cm	24.1 cm	32.4 cm	9.3 cm	24.7 cm	33.6 cm			
11	41-42	9	27.3 cm	28.3 cm	9.2 cm	24.8 cm	33.7 cm	9.6 cm	25.4 cm	34.9 cm			



- Features the BILLY Full Wrap zipper configuration with adjustable laces for custom fit
- Removable multilayer, multi-density insole that aligns, stabilizes, and reduces impact to heel and joints
- Contoured heel cup with additional padding may help reduce heel-related pain
- Vegan leather and faux shearling upper

Revision	Website	Gender	Silhouette	Page
03	billyfootwear.com	Women's	Comfort Cuff	07

Women's Comfort DZ High



Sizing chart for Women's **MEDIUM** (B-width), **WIDE** (D-width), and **EXTRA-WIDE** (3E-width)

FL	Foot length or orthotic brace length (trusting brace is the same length or longer than foot)
SL	Shoe footbed length measured inside the shoe
SW	Shoe footbed width, measured at location where ball of one's foot would be placed
BC	Ball circumference inside shoe at location where ball of one's foot would be placed*
MC	Mid-foot circumference measured inside the shoe near the ankle*

* Removing the shoe insoles will increase the circumference 1.3cm - 1.5cm depending on the shoe size selected.

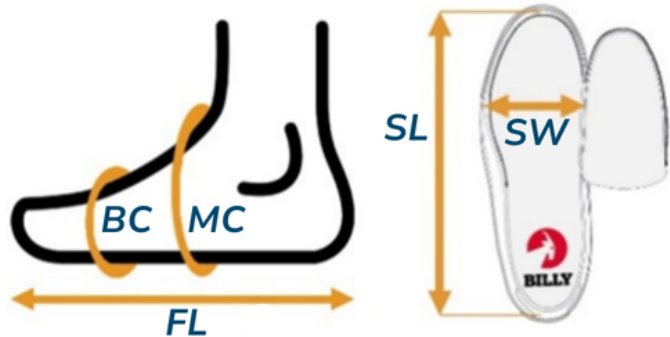
** The measurements shown here were taken with the laces loosely tied. The laces provide adjustability at the "MC" location. Tighten laces to achieve desired fit.

Women's Sizes			MEDIUM					WIDE			EXTRA-WIDE		
US/CA/AU	EU	UK	FL	SL	SW	BC	MC**	SW	BC	MC**	SW	BC	MC**
6	36-37	4	23.2 cm	24.1 cm	7.6 cm	20.3 cm	25.4 cm	8.0 cm	21.0 cm	26.0 cm	8.3 cm	21.9 cm	27.9 cm
6.5	37	4.5	23.5 cm	24.4 cm	7.8 cm	20.6 cm	26.0 cm	8.2 cm	21.3 cm	26.7 cm	8.5 cm	22.2 cm	28.6 cm
7	37-38	5	23.8 cm	24.8 cm	7.9 cm	21.0 cm	26.7 cm	8.3 cm	21.6 cm	27.3 cm	8.7 cm	22.5 cm	29.2 cm
7.5	38	5.5	24.4 cm	25.4 cm	8.1 cm	21.3 cm	27.3 cm	8.5 cm	21.9 cm	27.9 cm	8.8 cm	22.9 cm	29.8 cm
8	38-39	6	24.8 cm	25.7 cm	8.3 cm	21.6 cm	27.9 cm	8.7 cm	22.2 cm	28.6 cm	9.0 cm	23.2 cm	30.5 cm
8.5	39	6.5	25.4 cm	26.4 cm	8.4 cm	21.9 cm	28.6 cm	8.8 cm	22.5 cm	29.2 cm	9.1 cm	23.5 cm	31.1 cm
9	39-40	7	25.7 cm	26.7 cm	8.6 cm	22.2 cm	29.2 cm	9.0 cm	22.9 cm	29.8 cm	9.3 cm	23.8 cm	31.8 cm
9.5	40	7.5	26.0 cm	27.0 cm	8.7 cm	22.5 cm	29.8 cm	9.1 cm	23.2 cm	30.5 cm	9.4 cm	24.1 cm	32.4 cm
10	40-41	8	26.4 cm	27.3 cm	8.9 cm	22.9 cm	30.5 cm	9.3 cm	23.5 cm	31.1 cm	9.6 cm	24.4 cm	33.0 cm
11	41-42	9	27.3 cm	28.3 cm	9.2 cm	23.5 cm	31.8 cm	9.6 cm	24.1 cm	32.4 cm	9.8 cm	25.1 cm	34.3 cm

- BILLY Double Zipper (DZ) configuration with adjustable laces for a custom fit
- Removable multilayer, multi-density insole that aligns, stabilizes, and reduces impact to heel and joints
- Contoured heel cup with additional padding may help reduce heel-related pain
- Vegan leather and suede upper



Men's Comfort DZ High



Sizing chart for Men's **MEDIUM** (D-width), **WIDE** (3E-width), and **EXTRA-WIDE** (6E-width)

FL	Foot length or orthotic brace length (trusting brace is the same length or longer than foot)
SL	Shoe footbed length measured inside the shoe
SW	Shoe footbed width, measured at location where ball of one's foot would be placed
BC	Ball circumference inside shoe at location where ball of one's foot would be placed*
MC	Mid-foot circumference measured inside the shoe near the ankle*

* Removing the shoe insoles will increase the circumference 1.3cm - 1.5cm depending on the shoe size selected.
 ** The measurements shown here were taken with the laces loosely tied. The laces provide adjustability at the "MC" location. Tighten laces to achieve desired fit.

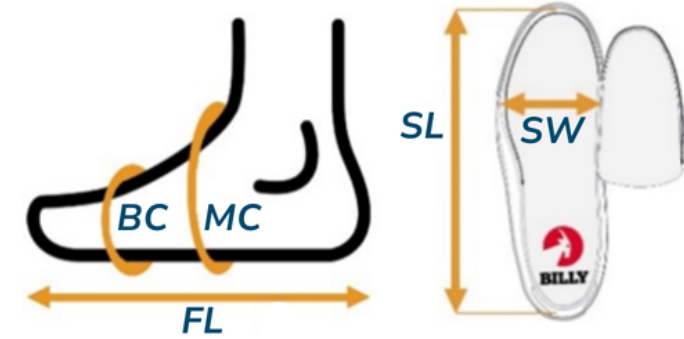
Men's Sizes			MEDIUM					WIDE			EXTRA-WIDE		
US/CA/AU	EU	UK	FL	SL	SW	BC	MC**	SW	BC	MC**	SW	BC	MC**
7	40	6.5	24.8 cm	25.7 cm	8.6 cm	22.9 cm	27.3 cm	9.2 cm	24.1 cm	28.6 cm	9.8 cm	25.4 cm	29.8 cm
7.5	40-41	7	25.1 cm	26.0 cm	8.7 cm	23.2 cm	27.6 cm	9.4 cm	24.4 cm	28.9 cm	10.0 cm	25.7 cm	30.2 cm
8	41	7.5	25.7 cm	26.7 cm	8.9 cm	23.5 cm	27.9 cm	9.5 cm	24.8 cm	29.2 cm	10.2 cm	26.0 cm	30.5 cm
8.5	41-42	8	26.0 cm	27.0 cm	9.0 cm	23.8 cm	28.3 cm	9.7 cm	25.1 cm	29.5 cm	10.3 cm	26.3 cm	30.8 cm
9	42	8.5	26.3 cm	27.3 cm	9.2 cm	24.1 cm	28.6 cm	9.8 cm	25.4 cm	29.8 cm	10.5 cm	26.7 cm	31.1 cm
9.5	42-43	9	27.0 cm	27.9 cm	9.4 cm	24.4 cm	28.9 cm	10.0 cm	25.7 cm	30.2 cm	10.6 cm	27.0 cm	31.4 cm
10	43	9.5	27.3 cm	28.3 cm	9.5 cm	24.8 cm	29.2 cm	10.2 cm	26.0 cm	30.5 cm	10.8 cm	27.3 cm	31.8 cm
10.5	43-44	10	27.9 cm	28.9 cm	9.7 cm	25.1 cm	29.5 cm	10.3 cm	26.3 cm	30.8 cm	11.0 cm	27.6 cm	32.1 cm
11	44	10.5	28.3 cm	29.2 cm	9.8 cm	25.4 cm	29.8 cm	10.5 cm	26.7 cm	31.1 cm	11.1 cm	27.9 cm	32.4 cm
11.5	44-45	11	28.9 cm	29.8 cm	10.0 cm	25.7 cm	30.5 cm	10.6 cm	27.0 cm	31.8 cm	11.3 cm	28.3 cm	32.7 cm
12	45	11.5	29.2 cm	30.2 cm	10.2 cm	26.0 cm	31.1 cm	10.8 cm	27.3 cm	32.4 cm	11.4 cm	28.6 cm	33.0 cm
13	46	12.5	29.8 cm	30.8 cm	10.5 cm	26.7 cm	31.8 cm	11.1 cm	27.9 cm	33.0 cm	11.7 cm	29.2 cm	33.7 cm
14	47	13.5	30.5 cm	31.4 cm	10.8 cm	27.3 cm	32.7 cm	11.4 cm	28.6 cm	34.0 cm	12.1 cm	29.8 cm	34.4 cm



- BILLY Double Zipper (DZ) configuration with adjustable laces for a custom fit
- Removable multilayer, multi-density insole that aligns, stabilizes, and reduces impact to heel and joints
- Contoured heel cup with additional padding may help reduce heel-related pain
- Vegan leather and suede upper

Women's Comfort Jogger

Sizing chart for Women's **MEDIUM** (B-width) and **WIDE** (D-width)



FL	Foot length or orthotic brace length (trusting brace is the same length or longer than foot)
SL	Shoe footbed length measured inside the shoe
SW	Shoe footbed width, measured at location where ball of one's foot would be placed
BC	Ball circumference inside shoe at location where ball of one's foot would be placed*
MC	Mid-foot circumference measured inside the shoe near the ankle*

* Removing the shoe insoles will increase the circumference 1.0cm - 1.2cm depending on the shoe size selected.

** The measurements shown here were taken with the laces loosely tied. The laces provide adjustability at the "MC" location. Tighten laces to achieve desired fit.

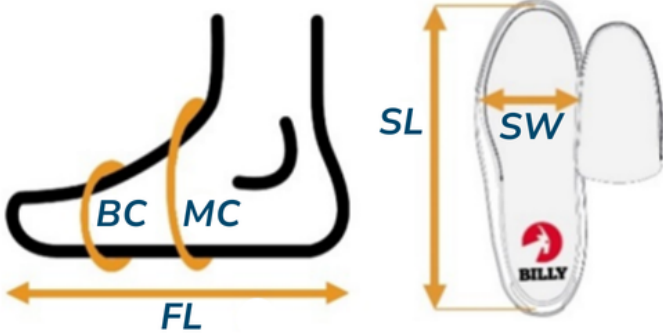
Women's Sizes			MEDIUM					WIDE				
US/CA/AU	EU	UK	FL	SL	SW	BC	MC**	SW	BC	MC**		
6	36-37	4	23.2 cm	24.1 cm	7.6 cm	20.3 cm	25.4 cm	8.0 cm	21.0 cm	26.0 cm		
6.5	37	4.5	23.5 cm	24.4 cm	7.8 cm	20.6 cm	26.0 cm	8.2 cm	21.3 cm	26.7 cm		
7	37-38	5	23.8 cm	24.8 cm	7.9 cm	21.0 cm	26.7 cm	8.3 cm	21.6 cm	27.3 cm		
7.5	38	5.5	24.4 cm	25.4 cm	8.1 cm	21.3 cm	27.3 cm	8.5 cm	21.9 cm	27.9 cm		
8	38-39	6	24.8 cm	25.7 cm	8.3 cm	21.6 cm	27.9 cm	8.7 cm	22.2 cm	28.6 cm		
8.5	39	6.5	25.4 cm	26.4 cm	8.4 cm	21.9 cm	28.6 cm	8.8 cm	22.5 cm	29.2 cm		
9	39-40	7	25.7 cm	26.7 cm	8.6 cm	22.2 cm	29.2 cm	9.0 cm	22.9 cm	29.8 cm		
9.5	40	7.5	26.0 cm	27.0 cm	8.7 cm	22.5 cm	29.8 cm	9.1 cm	23.2 cm	30.5 cm		
10	40-41	8	26.4 cm	27.3 cm	8.9 cm	22.9 cm	30.5 cm	9.3 cm	23.5 cm	31.1 cm		
11	41-42	9	27.3 cm	28.3 cm	9.2 cm	23.5 cm	31.8 cm	9.6 cm	24.1 cm	32.4 cm		

- BILLY Short Wrap Zipper and adjustable laces for a custom fit
- Removable multilayer, multi-density insole that aligns, stabilizes, and reduces impact to heel and joints
- Premium suede leather upper



Men's Comfort Jogger

Sizing chart for Men's MEDIUM (D-width) and WIDE (3E-width)	
FL	Foot length or orthotic brace length (trusting brace is the same length or longer than foot)
SL	Shoe footbed length measured inside the shoe
SW	Shoe footbed width, measured at location where ball of one's foot would be placed
BC	Ball circumference inside shoe at location where ball of one's foot would be placed*
MC	Mid-foot circumference measured inside the shoe near the ankle*



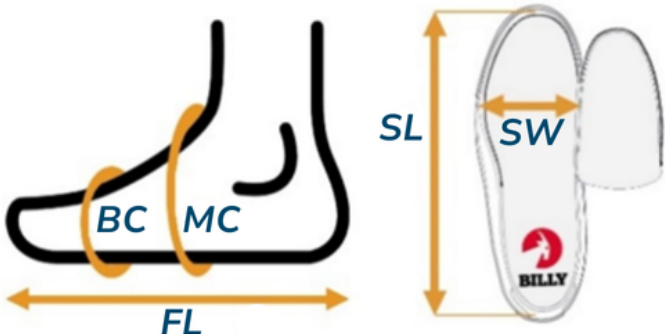
* Removing the shoe insoles will increase the circumference 1.0cm - 1.2cm depending on the shoe size selected.
 ** The measurements shown here were taken with the laces loosely tied. The laces provide adjustability at the "MC" location. Tighten laces to achieve desired fit.

Men's Sizes			MEDIUM					WIDE				
US/CA/AU	EU	UK	FL	SL	SW	BC	MC**	SW	BC	MC**		
7	40	6.5	24.8 cm	25.7 cm	8.6 cm	22.9 cm	27.3 cm	9.2 cm	24.1 cm	28.6 cm		
7.5	40-41	7	25.1 cm	26.0 cm	8.7 cm	23.2 cm	27.6 cm	9.4 cm	24.4 cm	28.9 cm		
8	41	7.5	25.7 cm	26.7 cm	8.9 cm	23.5 cm	27.9 cm	9.5 cm	24.8 cm	29.2 cm		
8.5	41-42	8	26.0 cm	27.0 cm	9.0 cm	23.8 cm	28.3 cm	9.7 cm	25.1 cm	29.5 cm		
9	42	8.5	26.3 cm	27.3 cm	9.2 cm	24.1 cm	28.6 cm	9.8 cm	25.4 cm	29.8 cm		
9.5	42-43	9	27.0 cm	27.9 cm	9.4 cm	24.4 cm	28.9 cm	10.0 cm	25.7 cm	30.2 cm		
10	43	9.5	27.3 cm	28.3 cm	9.5 cm	24.8 cm	29.2 cm	10.2 cm	26.0 cm	30.5 cm		
10.5	43-44	10	27.9 cm	28.9 cm	9.7 cm	25.1 cm	29.5 cm	10.3 cm	26.3 cm	30.8 cm		
11	44	10.5	28.3 cm	29.2 cm	9.8 cm	25.4 cm	29.8 cm	10.5 cm	26.7 cm	31.1 cm		
11.5	44-45	11	28.9 cm	29.8 cm	10.0 cm	25.7 cm	30.5 cm	10.6 cm	27.0 cm	31.8 cm		
12	45	11.5	29.2 cm	30.2 cm	10.2 cm	26.0 cm	31.1 cm	10.8 cm	27.3 cm	32.4 cm		
13	46	12.5	29.8 cm	30.8 cm	10.5 cm	26.7 cm	31.8 cm	11.1 cm	27.9 cm	33.0 cm		
14	47	13.5	30.5 cm	31.4 cm	10.8 cm	27.3 cm	32.7 cm	11.4 cm	28.6 cm	34.0 cm		



- BILLY Short Wrap Zipper and adjustable laces for a custom fit
- Removable multilayer, multi-density insole that aligns, stabilizes, and reduces impact to heel and joints
- Premium suede leather upper

Women's Comfort Knit



Sizing chart for Women's **MEDIUM** (B-width), **WIDE** (D-width), and **EXTRA-WIDE** (3E-width)

FL	Foot length or orthotic brace length (trusting brace is the same length or longer than foot)
SL	Shoe footbed length measured inside the shoe
SW	Shoe footbed width, measured at location where ball of one's foot would be placed
BC	Ball circumference inside shoe at location where ball of one's foot would be placed*
MC	Mid-foot circumference measured inside the shoe near the ankle*

* Removing the shoe insoles will increase the circumference 0.6cm - 2.6cm depending on the shoe size selected.

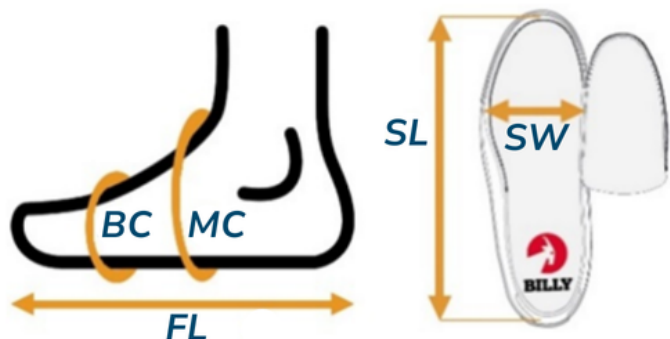
** The measurements shown here were taken with the laces loosely tied. The laces provide adjustability at the "MC" location. Tighten laces to achieve desired fit.

Women's Sizes			MEDIUM					WIDE			EXTRA-WIDE		
US/CA/AU	EU	UK	FL	SL	SW	BC	MC**	SW	BC	MC**	SW	BC	MC**
6	36-37	4	23.2 cm	24.1 cm	7.6 cm	20.3 cm	25.4 cm	8.0 cm	21.0 cm	26.0 cm	8.3 cm	21.9 cm	27.9 cm
6.5	37	4.5	23.5 cm	24.4 cm	7.8 cm	20.6 cm	26.0 cm	8.2 cm	21.3 cm	26.7 cm	8.5 cm	22.2 cm	28.6 cm
7	37-38	5	23.8 cm	24.8 cm	7.9 cm	21.0 cm	26.7 cm	8.3 cm	21.6 cm	27.3 cm	8.7 cm	22.5 cm	29.2 cm
7.5	38	5.5	24.4 cm	25.4 cm	8.1 cm	21.3 cm	27.3 cm	8.5 cm	21.9 cm	27.9 cm	8.8 cm	22.9 cm	29.8 cm
8	38-39	6	24.8 cm	25.7 cm	8.3 cm	21.6 cm	27.9 cm	8.7 cm	22.2 cm	28.6 cm	9.0 cm	23.2 cm	30.5 cm
8.5	39	6.5	25.4 cm	26.4 cm	8.4 cm	21.9 cm	28.6 cm	8.8 cm	22.5 cm	29.2 cm	9.1 cm	23.5 cm	31.1 cm
9	39-40	7	25.7 cm	26.7 cm	8.6 cm	22.2 cm	29.2 cm	9.0 cm	22.9 cm	29.8 cm	9.3 cm	23.8 cm	31.8 cm
9.5	40	7.5	26.0 cm	27.0 cm	8.7 cm	22.5 cm	29.8 cm	9.1 cm	23.2 cm	30.5 cm	9.4 cm	24.1 cm	32.4 cm
10	40-41	8	26.4 cm	27.3 cm	8.9 cm	22.9 cm	30.5 cm	9.3 cm	23.5 cm	31.1 cm	9.6 cm	24.4 cm	33.0 cm
11	41-42	9	27.3 cm	28.3 cm	9.2 cm	23.5 cm	31.8 cm	9.6 cm	24.1 cm	32.4 cm	9.8 cm	25.1 cm	34.3 cm



- BILLY Straight Medial Zipper configuration with adjustable laces for a custom fit
- Removable multilayer, multi-density insole that aligns, stabilizes, and reduces impact to heel and joints
- Contoured heel cup with additional padding may help reduce heel-related pain
- Two additional removable spacer insoles for extra depth adjustability

Women's Comfort Low



Sizing chart for Women's **MEDIUM** (B-width), **WIDE** (D-width), and **EXTRA-WIDE** (3E-width)

FL	Foot length or orthotic brace length (trusting brace is the same length or longer than foot)
SL	Shoe footbed length measured inside the shoe
SW	Shoe footbed width, measured at location where ball of one's foot would be placed
BC	Ball circumference inside shoe at location where ball of one's foot would be placed*
MC	Mid-foot circumference measured inside the shoe near the ankle*

* Removing the shoe insoles will increase the circumference 1.0cm - 1.2cm depending on the shoe size selected.

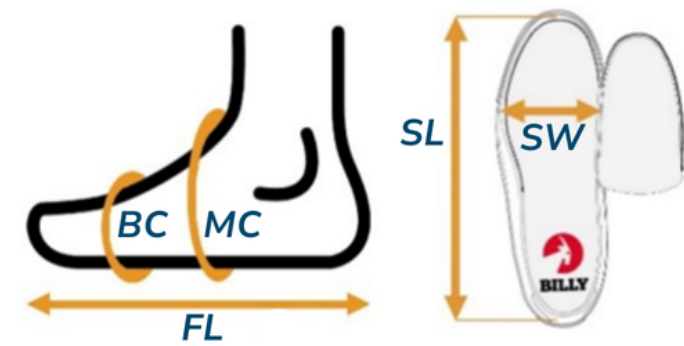
** The measurements shown here were taken with the laces loosely tied. The laces provide adjustability at the "MC" location. Tighten laces to achieve desired fit.

Women's Sizes			MEDIUM					WIDE			EXTRA-WIDE		
US/CA/AU	EU	UK	FL	SL	SW	BC	MC**	SW	BC	MC**	SW	BC	MC**
6	36-37	4	23.2 cm	24.1 cm	7.6 cm	20.3 cm	25.4 cm	8.0 cm	21.0 cm	26.0 cm	8.3 cm	21.9 cm	27.9 cm
6.5	37	4.5	23.5 cm	24.4 cm	7.8 cm	20.6 cm	26.0 cm	8.2 cm	21.3 cm	26.7 cm	8.5 cm	22.2 cm	28.6 cm
7	37-38	5	23.8 cm	24.8 cm	7.9 cm	21.0 cm	26.7 cm	8.3 cm	21.6 cm	27.3 cm	8.7 cm	22.5 cm	29.2 cm
7.5	38	5.5	24.4 cm	25.4 cm	8.1 cm	21.3 cm	27.3 cm	8.5 cm	21.9 cm	27.9 cm	8.8 cm	22.9 cm	29.8 cm
8	38-39	6	24.8 cm	25.7 cm	8.3 cm	21.6 cm	27.9 cm	8.7 cm	22.2 cm	28.6 cm	9.0 cm	23.2 cm	30.5 cm
8.5	39	6.5	25.4 cm	26.4 cm	8.4 cm	21.9 cm	28.6 cm	8.8 cm	22.5 cm	29.2 cm	9.1 cm	23.5 cm	31.1 cm
9	39-40	7	25.7 cm	26.7 cm	8.6 cm	22.2 cm	29.2 cm	9.0 cm	22.9 cm	29.8 cm	9.3 cm	23.8 cm	31.8 cm
9.5	40	7.5	26.0 cm	27.0 cm	8.7 cm	22.5 cm	29.8 cm	9.1 cm	23.2 cm	30.5 cm	9.4 cm	24.1 cm	32.4 cm
10	40-41	8	26.4 cm	27.3 cm	8.9 cm	22.9 cm	30.5 cm	9.3 cm	23.5 cm	31.1 cm	9.6 cm	24.4 cm	33.0 cm
11	41-42	9	27.3 cm	28.3 cm	9.2 cm	23.5 cm	31.8 cm	9.6 cm	24.1 cm	32.4 cm	9.8 cm	25.1 cm	34.3 cm

- BILLY Full Wrap Zipper configuration with adjustable laces
- Removable premium contoured insoles
- Premium leather or suede uppers



Men's Comfort Low



Sizing chart for Men's **MEDIUM** (D-width), **WIDE** (3E-width), and **EXTRA-WIDE** (6E-width)

FL	Foot length or orthotic brace length (trusting brace is the same length or longer than foot)
SL	Shoe footbed length measured inside the shoe
SW	Shoe footbed width, measured at location where ball of one's foot would be placed
BC	Ball circumference inside shoe at location where ball of one's foot would be placed*
MC	Mid-foot circumference measured inside the shoe near the ankle*

* Removing the shoe insoles will increase the circumference 1.0cm - 1.2cm depending on the shoe size selected.

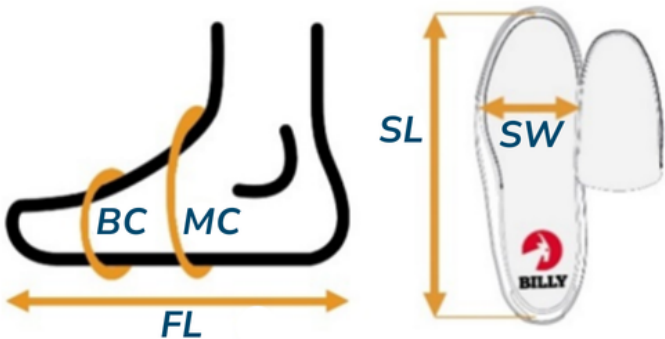
** The measurements shown here were taken with the laces loosely tied. The laces provide adjustability at the "MC" location. Tighten laces to achieve desired fit.

Men's Sizes			MEDIUM					WIDE			EXTRA-WIDE		
US/CA/AU	EU	UK	FL	SL	SW	BC	MC**	SW	BC	MC**	SW	BC	MC**
7	40	6.5	24.8 cm	25.7 cm	8.6 cm	22.9 cm	27.3 cm	9.2 cm	24.1 cm	28.6 cm	9.8 cm	25.4 cm	29.8 cm
7.5	40-41	7	25.1 cm	26.0 cm	8.7 cm	23.2 cm	27.6 cm	9.4 cm	24.4 cm	28.9 cm	10.0 cm	25.7 cm	30.2 cm
8	41	7.5	25.7 cm	26.7 cm	8.9 cm	23.5 cm	27.9 cm	9.5 cm	24.8 cm	29.2 cm	10.2 cm	26.0 cm	30.5 cm
8.5	41-42	8	26.0 cm	27.0 cm	9.0 cm	23.8 cm	28.3 cm	9.7 cm	25.1 cm	29.5 cm	10.3 cm	26.3 cm	30.8 cm
9	42	8.5	26.3 cm	27.3 cm	9.2 cm	24.1 cm	28.6 cm	9.8 cm	25.4 cm	29.8 cm	10.5 cm	26.7 cm	31.1 cm
9.5	42-43	9	27.0 cm	27.9 cm	9.4 cm	24.4 cm	28.9 cm	10.0 cm	25.7 cm	30.2 cm	10.6 cm	27.0 cm	31.4 cm
10	43	9.5	27.3 cm	28.3 cm	9.5 cm	24.8 cm	29.2 cm	10.2 cm	26.0 cm	30.5 cm	10.8 cm	27.3 cm	31.8 cm
10.5	43-44	10	27.9 cm	28.9 cm	9.7 cm	25.1 cm	29.5 cm	10.3 cm	26.3 cm	30.8 cm	11.0 cm	27.6 cm	32.1 cm
11	44	10.5	28.3 cm	29.2 cm	9.8 cm	25.4 cm	29.8 cm	10.5 cm	26.7 cm	31.1 cm	11.1 cm	27.9 cm	32.4 cm
11.5	44-45	11	28.9 cm	29.8 cm	10.0 cm	25.7 cm	30.5 cm	10.6 cm	27.0 cm	31.8 cm	11.3 cm	28.3 cm	32.7 cm
12	45	11.5	29.2 cm	30.2 cm	10.2 cm	26.0 cm	31.1 cm	10.8 cm	27.3 cm	32.4 cm	11.4 cm	28.6 cm	33.0 cm
13	46	12.5	29.8 cm	30.8 cm	10.5 cm	26.7 cm	31.8 cm	11.1 cm	27.9 cm	33.0 cm	11.7 cm	29.2 cm	33.7 cm
14	47	13.5	30.5 cm	31.4 cm	10.8 cm	27.3 cm	32.7 cm	11.4 cm	28.6 cm	34.0 cm	12.1 cm	29.8 cm	34.4 cm

- BILLY Full Wrap Zipper configuration with adjustable laces
- Removable premium contoured insoles
- Premium leather or suede uppers



Women's Comfort Luxe



Sizing chart for Women's **MEDIUM** (B-width), **WIDE** (D-width), and **EXTRA-WIDE** (3E-width)

FL	Foot length or orthotic brace length (trusting brace is the same length or longer than foot)
SL	Shoe footbed length measured inside the shoe
SW	Shoe footbed width, measured at location where ball of one's foot would be placed
BC	Ball circumference inside shoe at location where ball of one's foot would be placed*
MC	Mid-foot circumference measured inside the shoe near the ankle*

* Removing the shoe insoles will increase the circumference 0.6cm - 2.6cm depending on the shoe size selected.
 ** The measurements shown here were taken with the laces loosely tied. The laces provide adjustability at the "MC" location. Tighten laces to achieve desired fit.

Women's Sizes			MEDIUM					WIDE			EXTRA-WIDE		
US/CA/AU	EU	UK	FL	SL	SW	BC	MC**	SW	BC	MC**	SW	BC	MC**
6	36-37	4	23.2 cm	24.1 cm	7.6 cm	20.3 cm	25.4 cm	8.0 cm	21.0 cm	26.0 cm	8.3 cm	21.9 cm	27.9 cm
6.5	37	4.5	23.5 cm	24.4 cm	7.8 cm	20.6 cm	26.0 cm	8.2 cm	21.3 cm	26.7 cm	8.5 cm	22.2 cm	28.6 cm
7	37-38	5	23.8 cm	24.8 cm	7.9 cm	21.0 cm	26.7 cm	8.3 cm	21.6 cm	27.3 cm	8.7 cm	22.5 cm	29.2 cm
7.5	38	5.5	24.4 cm	25.4 cm	8.1 cm	21.3 cm	27.3 cm	8.5 cm	21.9 cm	27.9 cm	8.8 cm	22.9 cm	29.8 cm
8	38-39	6	24.8 cm	25.7 cm	8.3 cm	21.6 cm	27.9 cm	8.7 cm	22.2 cm	28.6 cm	9.0 cm	23.2 cm	30.5 cm
8.5	39	6.5	25.4 cm	26.4 cm	8.4 cm	21.9 cm	28.6 cm	8.8 cm	22.5 cm	29.2 cm	9.1 cm	23.5 cm	31.1 cm
9	39-40	7	25.7 cm	26.7 cm	8.6 cm	22.2 cm	29.2 cm	9.0 cm	22.9 cm	29.8 cm	9.3 cm	23.8 cm	31.8 cm
9.5	40	7.5	26.0 cm	27.0 cm	8.7 cm	22.5 cm	29.8 cm	9.1 cm	23.2 cm	30.5 cm	9.4 cm	24.1 cm	32.4 cm
10	40-41	8	26.4 cm	27.3 cm	8.9 cm	22.9 cm	30.5 cm	9.3 cm	23.5 cm	31.1 cm	9.6 cm	24.4 cm	33.0 cm
11	41-42	9	27.3 cm	28.3 cm	9.2 cm	23.5 cm	31.8 cm	9.6 cm	24.1 cm	32.4 cm	9.8 cm	25.1 cm	34.3 cm



- BILLY Straight Medial Zipper configuration with adjustable laces for a custom fit
- Removable multilayer, multi-density insole that aligns, stabilizes, and reduces impact to heel and joints
- Contoured heel cup with additional padding may help reduce heel-related pain
- Two additional removable spacer insoles for extra depth adjustability

Men's Comfort Luxe

Sizing chart for Men's **MEDIUM** (D-width), **WIDE** (3E-width), and **EXTRA-WIDE** (6E-width)

FL	Foot length or orthotic brace length (trusting brace is the same length or longer than foot)
SL	Shoe footbed length measured inside the shoe
SW	Shoe footbed width, measured at location where ball of one's foot would be placed
BC	Ball circumference inside shoe at location where ball of one's foot would be placed*
MC	Mid-foot circumference measured inside the shoe near the ankle*

* Removing the shoe insoles will increase the circumference 0.6cm - 2.6cm depending on the shoe size selected.
 ** The measurements shown here were taken with the laces loosely tied. The laces provide adjustability at the "MC" location. Tighten laces to achieve desired fit.

Men's Sizes			MEDIUM					WIDE			EXTRA-WIDE		
US/CA/AU	EU	UK	FL	SL	SW	BC	MC**	SW	BC	MC**	SW	BC	MC**
7	40	6.5	24.8 cm	25.7 cm	8.6 cm	22.9 cm	27.3 cm	9.2 cm	24.1 cm	28.6 cm	9.8 cm	25.4 cm	29.8 cm
7.5	40-41	7	25.1 cm	26.0 cm	8.7 cm	23.2 cm	27.6 cm	9.4 cm	24.4 cm	28.9 cm	10.0 cm	25.7 cm	30.2 cm
8	41	7.5	25.7 cm	26.7 cm	8.9 cm	23.5 cm	27.9 cm	9.5 cm	24.8 cm	29.2 cm	10.2 cm	26.0 cm	30.5 cm
8.5	41-42	8	26.0 cm	27.0 cm	9.0 cm	23.8 cm	28.3 cm	9.7 cm	25.1 cm	29.5 cm	10.3 cm	26.3 cm	30.8 cm
9	42	8.5	26.3 cm	27.3 cm	9.2 cm	24.1 cm	28.6 cm	9.8 cm	25.4 cm	29.8 cm	10.5 cm	26.7 cm	31.1 cm
9.5	42-43	9	27.0 cm	27.9 cm	9.4 cm	24.4 cm	28.9 cm	10.0 cm	25.7 cm	30.2 cm	10.6 cm	27.0 cm	31.4 cm
10	43	9.5	27.3 cm	28.3 cm	9.5 cm	24.8 cm	29.2 cm	10.2 cm	26.0 cm	30.5 cm	10.8 cm	27.3 cm	31.8 cm
10.5	43-44	10	27.9 cm	28.9 cm	9.7 cm	25.1 cm	29.5 cm	10.3 cm	26.3 cm	30.8 cm	11.0 cm	27.6 cm	32.1 cm
11	44	10.5	28.3 cm	29.2 cm	9.8 cm	25.4 cm	29.8 cm	10.5 cm	26.7 cm	31.1 cm	11.1 cm	27.9 cm	32.4 cm
11.5	44-45	11	28.9 cm	29.8 cm	10.0 cm	25.7 cm	30.5 cm	10.6 cm	27.0 cm	31.8 cm	11.3 cm	28.3 cm	32.7 cm
12	45	11.5	29.2 cm	30.2 cm	10.2 cm	26.0 cm	31.1 cm	10.8 cm	27.3 cm	32.4 cm	11.4 cm	28.6 cm	33.0 cm
13	46	12.5	29.8 cm	30.8 cm	10.5 cm	26.7 cm	31.8 cm	11.1 cm	27.9 cm	33.0 cm	11.7 cm	29.2 cm	33.7 cm
14	47	13.5	30.5 cm	31.4 cm	10.8 cm	27.3 cm	32.7 cm	11.4 cm	28.6 cm	34.0 cm	12.1 cm	29.8 cm	34.4 cm

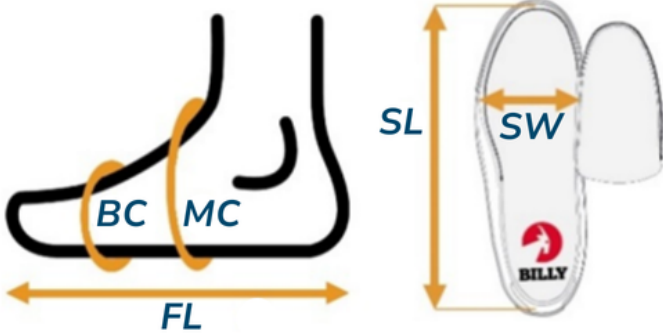
- BILLY Straight Medial Zipper configuration with adjustable laces for a custom fit
- Removable multilayer, multi-density insole that aligns, stabilizes, and reduces impact to heel and joints
- Contoured heel cup with additional padding may help reduce heel-related pain
- Two additional removable spacer insoles for extra depth adjustability

Revision	Website	Gender	Silhouette	Page
03	billyfootwear.com	Men's	Comfort Luxe	16



Women's Comfort Plush

Sizing chart for Women's **MEDIUM** (B-width), **WIDE** (D-width), and **EXTRA-WIDE** (3E-width)



FL	Foot length or orthotic brace length (trusting brace is the same length or longer than foot)
SL	Shoe footbed length measured inside the shoe
SW	Shoe footbed width, measured at location where ball of one's foot would be placed
BC	Ball circumference inside shoe at location where ball of one's foot would be placed*
MC	Mid-foot circumference measured inside the shoe near the ankle*

* Removing the shoe insoles will increase the circumference 0.6cm - 2.6cm depending on the shoe size selected.
 ** The measurements shown here were taken with the laces loosely tied. The laces provide adjustability at the "MC" location. Tighten laces to achieve desired fit.

Women's Sizes			MEDIUM					WIDE			EXTRA-WIDE		
US/CA/AU	EU	UK	FL	SL	SW	BC	MC**	SW	BC	MC**	SW	BC	MC**
6	36-37	4	23.2 cm	24.1 cm	7.6 cm	20.3 cm	25.4 cm	8.0 cm	21.0 cm	26.0 cm	8.3 cm	21.9 cm	27.9 cm
6.5	37	4.5	23.5 cm	24.4 cm	7.8 cm	20.6 cm	26.0 cm	8.2 cm	21.3 cm	26.7 cm	8.5 cm	22.2 cm	28.6 cm
7	37-38	5	23.8 cm	24.8 cm	7.9 cm	21.0 cm	26.7 cm	8.3 cm	21.6 cm	27.3 cm	8.7 cm	22.5 cm	29.2 cm
7.5	38	5.5	24.4 cm	25.4 cm	8.1 cm	21.3 cm	27.3 cm	8.5 cm	21.9 cm	27.9 cm	8.8 cm	22.9 cm	29.8 cm
8	38-39	6	24.8 cm	25.7 cm	8.3 cm	21.6 cm	27.9 cm	8.7 cm	22.2 cm	28.6 cm	9.0 cm	23.2 cm	30.5 cm
8.5	39	6.5	25.4 cm	26.4 cm	8.4 cm	21.9 cm	28.6 cm	8.8 cm	22.5 cm	29.2 cm	9.1 cm	23.5 cm	31.1 cm
9	39-40	7	25.7 cm	26.7 cm	8.6 cm	22.2 cm	29.2 cm	9.0 cm	22.9 cm	29.8 cm	9.3 cm	23.8 cm	31.8 cm
9.5	40	7.5	26.0 cm	27.0 cm	8.7 cm	22.5 cm	29.8 cm	9.1 cm	23.2 cm	30.5 cm	9.4 cm	24.1 cm	32.4 cm
10	40-41	8	26.4 cm	27.3 cm	8.9 cm	22.9 cm	30.5 cm	9.3 cm	23.5 cm	31.1 cm	9.6 cm	24.4 cm	33.0 cm
11	41-42	9	27.3 cm	28.3 cm	9.2 cm	23.5 cm	31.8 cm	9.6 cm	24.1 cm	32.4 cm	9.8 cm	25.1 cm	34.3 cm

- BILLY Full Wrap Zipper configuration with adjustable laces for a custom fit
- Removable multilayer, multi-density insole that aligns, stabilizes, and reduces impact to heel and joints
- Contoured heel cup with additional padding may help reduce heel-related pain
- Two additional removable spacer insoles for extra depth adjustability

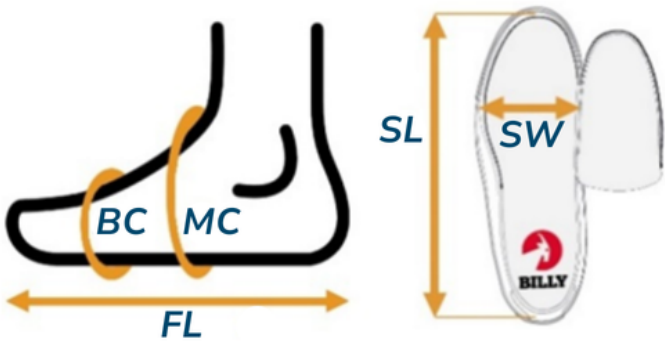


Men's Comfort Plush

Sizing chart for Men's **MEDIUM** (D-width), **WIDE** (3E-width), and **EXTRA-WIDE** (6E-width)

FL	Foot length or orthotic brace length (trusting brace is the same length or longer than foot)
SL	Shoe footbed length measured inside the shoe
SW	Shoe footbed width, measured at location where ball of one's foot would be placed
BC	Ball circumference inside shoe at location where ball of one's foot would be placed*
MC	Mid-foot circumference measured inside the shoe near the ankle*

* Removing the shoe insoles will increase the circumference 0.6cm - 2.6cm depending on the shoe size selected.
 ** The measurements shown here were taken with the laces loosely tied. The laces provide adjustability at the "MC" location. Tighten laces to achieve desired fit.



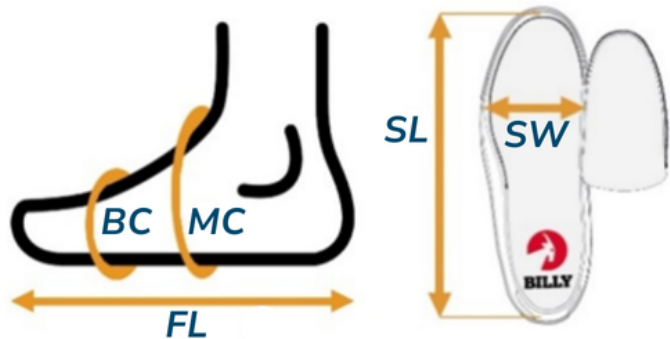
Men's Sizes			MEDIUM					WIDE			EXTRA-WIDE		
US/CA/AU	EU	UK	FL	SL	SW	BC	MC**	SW	BC	MC**	SW	BC	MC**
7	40	6.5	24.8 cm	25.7 cm	8.6 cm	22.9 cm	27.3 cm	9.2 cm	24.1 cm	28.6 cm	9.8 cm	25.4 cm	29.8 cm
7.5	40-41	7	25.1 cm	26.0 cm	8.7 cm	23.2 cm	27.6 cm	9.4 cm	24.4 cm	28.9 cm	10.0 cm	25.7 cm	30.2 cm
8	41	7.5	25.7 cm	26.7 cm	8.9 cm	23.5 cm	27.9 cm	9.5 cm	24.8 cm	29.2 cm	10.2 cm	26.0 cm	30.5 cm
8.5	41-42	8	26.0 cm	27.0 cm	9.0 cm	23.8 cm	28.3 cm	9.7 cm	25.1 cm	29.5 cm	10.3 cm	26.3 cm	30.8 cm
9	42	8.5	26.3 cm	27.3 cm	9.2 cm	24.1 cm	28.6 cm	9.8 cm	25.4 cm	29.8 cm	10.5 cm	26.7 cm	31.1 cm
9.5	42-43	9	27.0 cm	27.9 cm	9.4 cm	24.4 cm	28.9 cm	10.0 cm	25.7 cm	30.2 cm	10.6 cm	27.0 cm	31.4 cm
10	43	9.5	27.3 cm	28.3 cm	9.5 cm	24.8 cm	29.2 cm	10.2 cm	26.0 cm	30.5 cm	10.8 cm	27.3 cm	31.8 cm
10.5	43-44	10	27.9 cm	28.9 cm	9.7 cm	25.1 cm	29.5 cm	10.3 cm	26.3 cm	30.8 cm	11.0 cm	27.6 cm	32.1 cm
11	44	10.5	28.3 cm	29.2 cm	9.8 cm	25.4 cm	29.8 cm	10.5 cm	26.7 cm	31.1 cm	11.1 cm	27.9 cm	32.4 cm
11.5	44-45	11	28.9 cm	29.8 cm	10.0 cm	25.7 cm	30.5 cm	10.6 cm	27.0 cm	31.8 cm	11.3 cm	28.3 cm	32.7 cm
12	45	11.5	29.2 cm	30.2 cm	10.2 cm	26.0 cm	31.1 cm	10.8 cm	27.3 cm	32.4 cm	11.4 cm	28.6 cm	33.0 cm
13	46	12.5	29.8 cm	30.8 cm	10.5 cm	26.7 cm	31.8 cm	11.1 cm	27.9 cm	33.0 cm	11.7 cm	29.2 cm	33.7 cm
14	47	13.5	30.5 cm	31.4 cm	10.8 cm	27.3 cm	32.7 cm	11.4 cm	28.6 cm	34.0 cm	12.1 cm	29.8 cm	34.4 cm



- BILLY Full Wrap Zipper configuration with adjustable laces for a custom fit
- Removable multilayer, multi-density insole that aligns, stabilizes, and reduces impact to heel and joints
- Contoured heel cup with additional padding may help reduce heel-related pain
- Two additional removable spacer insoles for extra depth adjustability

Men's Chukka

Sizing chart for Men's MEDIUM (D-width)



FL	Foot length or orthotic brace length (trusting brace is the same length or longer than foot)
SL	Shoe footbed length measured inside the shoe
SW	Shoe footbed width, measured at location where ball of one's foot would be placed
BC	Ball circumference inside shoe at location where ball of one's foot would be placed*
MC	Mid-foot circumference measured inside the shoe near the ankle*

* Removing the shoe insoles will increase the circumference 1.0cm - 1.2cm depending on the shoe size selected.
 ** The measurements shown here were taken with the laces loosely tied. The laces provide adjustability at the "MC" location. Tighten laces to achieve desired fit.

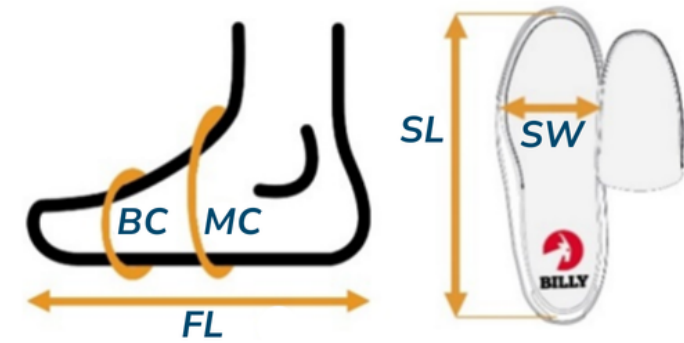
Men's Sizes			MEDIUM									
US/CA/AU	EU	UK	FL	SL	SW	BC	MC**					
7	40	6.5	24.8 cm	25.7 cm	8.6 cm	22.9 cm	27.3 cm					
7.5	40-41	7	25.1 cm	26.0 cm	8.7 cm	23.2 cm	27.6 cm					
8	41	7.5	25.7 cm	26.7 cm	8.9 cm	23.5 cm	27.9 cm					
8.5	41-42	8	26.0 cm	27.0 cm	9.0 cm	23.8 cm	28.3 cm					
9	42	8.5	26.3 cm	27.3 cm	9.2 cm	24.1 cm	28.6 cm					
9.5	42-43	9	27.0 cm	27.9 cm	9.4 cm	24.4 cm	28.9 cm					
10	43	9.5	27.3 cm	28.3 cm	9.5 cm	24.8 cm	29.2 cm					
10.5	43-44	10	27.9 cm	28.9 cm	9.7 cm	25.1 cm	29.5 cm					
11	44	10.5	28.3 cm	29.2 cm	9.8 cm	25.4 cm	29.8 cm					
11.5	44-45	11	28.9 cm	29.8 cm	10.0 cm	25.7 cm	30.5 cm					
12	45	11.5	29.2 cm	30.2 cm	10.2 cm	26.0 cm	31.1 cm					
13	46	12.5	29.8 cm	30.8 cm	10.5 cm	26.7 cm	31.8 cm					
14	47	13.5	30.5 cm	31.4 cm	10.8 cm	27.3 cm	32.7 cm					



- BILLY Full Wrap Zipper and adjustable laces for a custom fit
- Removable contoured insole
- Suede upper

Kids'/Toddler Cozy Boot

Sizing chart for Kid/Tod **MEDIUM** (M-width) and **WIDE** (W-width)



FL	Foot length or orthotic brace length (trusting brace is the same length or longer than foot)
SL	Shoe footbed length measured inside the shoe
SW	Shoe footbed width, measured at location where ball of one's foot would be placed
BC	Ball circumference inside shoe at location where ball of one's foot would be placed*
MC	Mid-foot circumference measured inside the shoe near the ankle*

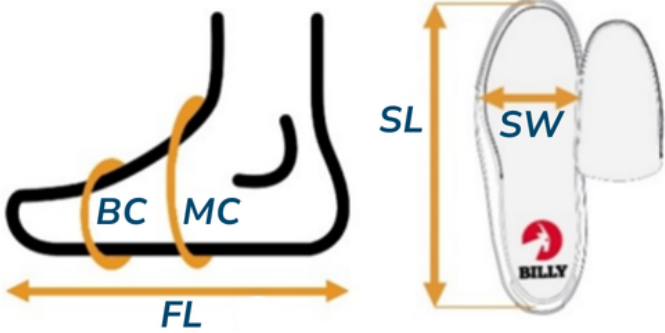
* Removing the shoe insoles will increase the circumference 0.6cm - 1.2cm depending on the shoe size selected.
 ** The measurements shown here were taken with the laces loosely tied. The laces provide adjustability at the "MC" location. Tighten laces to achieve desired fit.

Kids'/Toddler Sizes			MEDIUM					WIDE					
US/CA/AU	EU	UK	FL	SL	SW	BC	MC**	SW	BC	MC**			
5T	20	4T	12.2 cm	13.3 cm	5.7 cm	14.9 cm	17.1 cm	6.0 cm	15.2 cm	18.1 cm			
6T	22	5T	13.2 cm	14.3 cm	6.0 cm	15.2 cm	18.1 cm	6.2 cm	15.9 cm	18.4 cm			
7T	23	6T	14.1 cm	15.2 cm	6.0 cm	15.9 cm	18.4 cm	6.4 cm	16.5 cm	19.1 cm			
8T	24	7T	14.8 cm	15.9 cm	6.4 cm	16.5 cm	19.1 cm	6.7 cm	16.8 cm	19.7 cm			
9T	25	8T	15.7 cm	16.8 cm	6.7 cm	16.8 cm	19.7 cm	6.8 cm	17.1 cm	20.3 cm			
10T	27	9T	16.7 cm	17.8 cm	6.7 cm	17.1 cm	20.3 cm	7.0 cm	18.1 cm	21.0 cm			
11	28	10	17.5 cm	18.4 cm	6.8 cm	18.1 cm	21.0 cm	7.3 cm	18.7 cm	21.6 cm			
12	30	11	18.4 cm	19.4 cm	7.0 cm	18.7 cm	21.6 cm	7.5 cm	19.1 cm	22.2 cm			
13	31	12	19.2 cm	20.3 cm	7.3 cm	19.1 cm	22.2 cm	7.6 cm	19.4 cm	23.2 cm			
1	32	13	20.2 cm	21.3 cm	7.5 cm	19.4 cm	23.2 cm	7.8 cm	20.0 cm	23.8 cm			
2	33	1	21.0 cm	21.9 cm	7.6 cm	20.0 cm	23.8 cm	7.9 cm	20.6 cm	24.4 cm			
3	34	2	21.7 cm	22.9 cm	7.8 cm	20.6 cm	24.4 cm	8.3 cm	21.3 cm	25.1 cm			
4	36	3	22.7 cm	23.8 cm	7.9 cm	21.3 cm	25.1 cm	8.6 cm	21.6 cm	25.7 cm			
5	37	4	23.5 cm	24.4 cm	8.3 cm	21.6 cm	25.7 cm	8.9 cm	22.2 cm	26.7 cm			
6	38	5	24.3 cm	25.4 cm	8.6 cm	22.2 cm	26.7 cm	9.1 cm	22.9 cm	27.3 cm			
7	39	6	25.1 cm	26.4 cm	8.9 cm	22.9 cm	27.3 cm	9.2 cm	23.5 cm	27.9 cm			

- BILLY Full Wrap Zipper configuration that allows for unobstructed entry
- Two 3mm removable insoles allow for depth adjustability



Women's Cozy Boot



Sizing chart for Women's MEDIUM (B-width) and WIDE (D-width)	
FL	Foot length or orthotic brace length (trusting brace is the same length or longer than foot)
SL	Shoe footbed length measured inside the shoe
SW	Shoe footbed width, measured at location where ball of one's foot would be placed
BC	Ball circumference inside shoe at location where ball of one's foot would be placed*
MC	Mid-foot circumference measured inside the shoe near the ankle*

* Removing the shoe insoles will increase the circumference 0.6cm - 1.2cm depending on the shoe size selected.
 ** The measurements shown here were taken with the laces loosely tied. The laces provide adjustability at the "MC" location. Tighten laces to achieve desired fit.

Women's Sizes			MEDIUM					WIDE				
US/CA/AU	EU	UK	FL	SL	SW	BC	MC**	SW	BC	MC**		
6	36-37	4	23.2 cm	24.1 cm	7.6 cm	20.3 cm	24.8 cm	8.0 cm	21.0 cm	25.4 cm		
6.5	37	4.5	23.5 cm	24.4 cm	7.8 cm	20.6 cm	25.1 cm	8.2 cm	21.3 cm	26.0 cm		
7	37-38	5	23.8 cm	24.8 cm	7.9 cm	21.0 cm	25.4 cm	8.3 cm	21.6 cm	26.7 cm		
7.5	38	5.5	24.4 cm	25.4 cm	8.1 cm	21.3 cm	26.0 cm	8.5 cm	21.9 cm	27.3 cm		
8	38-39	6	24.8 cm	25.7 cm	8.3 cm	21.6 cm	26.4 cm	8.7 cm	22.2 cm	27.9 cm		
8.5	39	6.5	25.4 cm	26.4 cm	8.4 cm	21.9 cm	27.0 cm	8.8 cm	22.5 cm	28.6 cm		
9	39-40	7	25.7 cm	26.7 cm	8.6 cm	22.2 cm	27.3 cm	9.0 cm	22.9 cm	29.2 cm		
9.5	40	7.5	26.0 cm	27.0 cm	8.7 cm	22.5 cm	27.6 cm	9.1 cm	23.2 cm	29.8 cm		
10	40-41	8	26.4 cm	27.3 cm	8.9 cm	22.9 cm	28.3 cm	9.3 cm	23.5 cm	30.5 cm		
11	41-42	9	27.3 cm	28.3 cm	9.2 cm	23.5 cm	29.2 cm	9.6 cm	24.1 cm	31.8 cm		



- BILLY Full Wrap Zipper configuration that allows for unobstructed entry
- Two 3mm removable insoles allow for depth adjustability

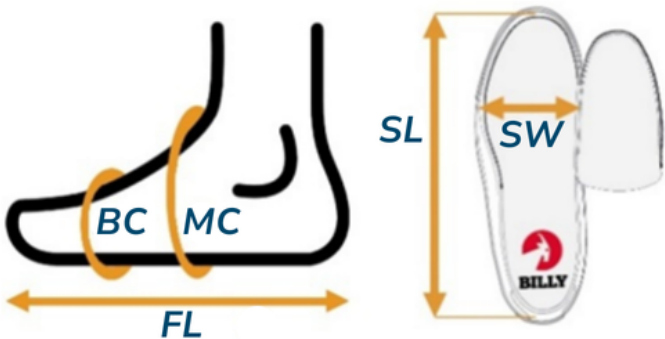
Kids'/Toddler Cozy Slipper

Sizing chart for Kid/Tod **MEDIUM** (M-width) and **WIDE** (W-width)

FL	Foot length or orthotic brace length (trusting brace is the same length or longer than foot)
SL	Shoe footbed length measured inside the shoe
SW	Shoe footbed width, measured at location where ball of one's foot would be placed
BC	Ball circumference inside shoe at location where ball of one's foot would be placed*
MC	Mid-foot circumference measured inside the shoe near the ankle*

* Removing the shoe insoles will increase the circumference 0.6cm - 1.2cm depending on the shoe size selected.

** The measurements shown here were taken with the laces loosely tied. The laces provide adjustability at the "MC" location. Tighten laces to achieve desired fit.



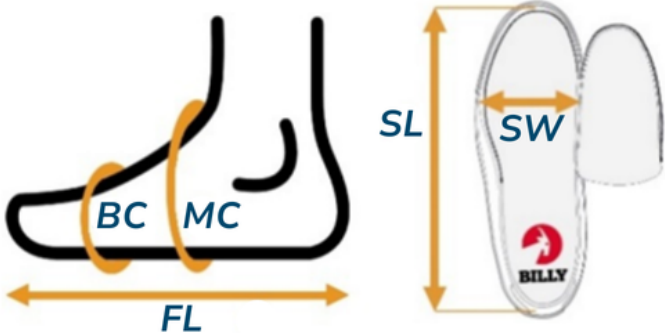
Kids'/Toddler Sizes			MEDIUM					WIDE					
US/CA/AU	EU	UK	FL	SL	SW	BC	MC**	SW	BC	MC**			
5T	20	4T	12.2 cm	13.3 cm	5.7 cm	14.9 cm	17.1 cm	6.0 cm	15.2 cm	18.1 cm			
6T	22	5T	13.2 cm	14.3 cm	6.0 cm	15.2 cm	18.1 cm	6.2 cm	15.9 cm	18.4 cm			
7T	23	6T	14.1 cm	15.2 cm	6.0 cm	15.9 cm	18.4 cm	6.4 cm	16.5 cm	19.1 cm			
8T	24	7T	14.8 cm	15.9 cm	6.4 cm	16.5 cm	19.1 cm	6.7 cm	16.8 cm	19.7 cm			
9T	25	8T	15.7 cm	16.8 cm	6.7 cm	16.8 cm	19.7 cm	6.8 cm	17.1 cm	20.3 cm			
10T	27	9T	16.7 cm	17.8 cm	6.7 cm	17.1 cm	20.3 cm	7.0 cm	18.1 cm	21.0 cm			
11	28	10	17.5 cm	18.4 cm	6.8 cm	18.1 cm	21.0 cm	7.3 cm	18.7 cm	21.6 cm			
12	30	11	18.4 cm	19.4 cm	7.0 cm	18.7 cm	21.6 cm	7.5 cm	19.1 cm	22.2 cm			
13	31	12	19.2 cm	20.3 cm	7.3 cm	19.1 cm	22.2 cm	7.6 cm	19.4 cm	23.2 cm			
1	32	13	20.2 cm	21.3 cm	7.5 cm	19.4 cm	23.2 cm	7.8 cm	20.0 cm	23.8 cm			
2	33	1	21.0 cm	21.9 cm	7.6 cm	20.0 cm	23.8 cm	7.9 cm	20.6 cm	24.4 cm			
3	34	2	21.7 cm	22.9 cm	7.8 cm	20.6 cm	24.4 cm	8.3 cm	21.3 cm	25.1 cm			
4	36	3	22.7 cm	23.8 cm	7.9 cm	21.3 cm	25.1 cm	8.6 cm	21.6 cm	25.7 cm			
5	37	4	23.5 cm	24.4 cm	8.3 cm	21.6 cm	25.7 cm	8.9 cm	22.2 cm	26.7 cm			
6	38	5	24.3 cm	25.4 cm	8.6 cm	22.2 cm	26.7 cm	9.1 cm	22.9 cm	27.3 cm			
7	39	6	25.1 cm	26.4 cm	8.9 cm	22.9 cm	27.3 cm	9.2 cm	23.5 cm	27.9 cm			

- BILLY Full Wrap Zipper configuration that allows for unobstructed entry
 - Two 3mm removable foam insoles (top insole has faux shearling lining) provide cozy cushioning, comfort, and over 6mm depth adjustability



Women's Cozy Slipper

Sizing chart for Women's **MEDIUM** (B-width) and **WIDE** (D-width)



FL	Foot length or orthotic brace length (trusting brace is the same length or longer than foot)
SL	Shoe footbed length measured inside the shoe
SW	Shoe footbed width, measured at location where ball of one's foot would be placed
BC	Ball circumference inside shoe at location where ball of one's foot would be placed*
MC	Mid-foot circumference measured inside the shoe near the ankle*

* Removing the shoe insoles will increase the circumference 0.6cm - 1.2cm depending on the shoe size selected.

** The measurements shown here were taken with the laces loosely tied. The laces provide adjustability at the "MC" location. Tighten laces to achieve desired fit.

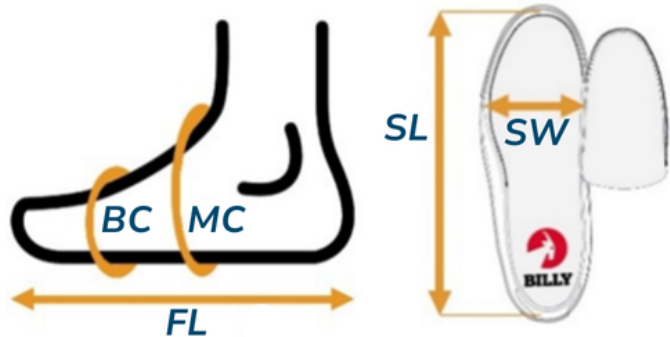
Women's Sizes			MEDIUM					WIDE				
US/CA/AU	EU	UK	FL	SL	SW	BC	MC**	SW	BC	MC**		
6	36-37	4	23.2 cm	24.1 cm	7.6 cm	20.3 cm	24.8 cm	8.0 cm	21.0 cm	25.4 cm		
6.5	37	4.5	23.5 cm	24.4 cm	7.8 cm	20.6 cm	25.1 cm	8.2 cm	21.3 cm	26.0 cm		
7	37-38	5	23.8 cm	24.8 cm	7.9 cm	21.0 cm	25.4 cm	8.3 cm	21.6 cm	26.7 cm		
7.5	38	5.5	24.4 cm	25.4 cm	8.1 cm	21.3 cm	26.0 cm	8.5 cm	21.9 cm	27.3 cm		
8	38-39	6	24.8 cm	25.7 cm	8.3 cm	21.6 cm	26.4 cm	8.7 cm	22.2 cm	27.9 cm		
8.5	39	6.5	25.4 cm	26.4 cm	8.4 cm	21.9 cm	27.0 cm	8.8 cm	22.5 cm	28.6 cm		
9	39-40	7	25.7 cm	26.7 cm	8.6 cm	22.2 cm	27.3 cm	9.0 cm	22.9 cm	29.2 cm		
9.5	40	7.5	26.0 cm	27.0 cm	8.7 cm	22.5 cm	27.6 cm	9.1 cm	23.2 cm	29.8 cm		
10	40-41	8	26.4 cm	27.3 cm	8.9 cm	22.9 cm	28.3 cm	9.3 cm	23.5 cm	30.5 cm		
11	41-42	9	27.3 cm	28.3 cm	9.2 cm	23.5 cm	29.2 cm	9.6 cm	24.1 cm	31.8 cm		

- BILLY Full Wrap Zipper configuration that allows for unobstructed entry
- Two 3mm removable foam insoles (top insole has faux shearling lining) provide cozy cushioning, comfort, and over 6mm depth adjustability



Kids'/Toddler Classic High

Sizing chart for Kid/Tod **MEDIUM** (M-width)



FL	Foot length or orthotic brace length (trusting brace is the same length or longer than foot)
SL	Shoe footbed length measured inside the shoe
SW	Shoe footbed width, measured at location where ball of one's foot would be placed
BC	Ball circumference inside shoe at location where ball of one's foot would be placed*
MC	Mid-foot circumference measured inside the shoe near the ankle*

* Removing the shoe insoles will increase the circumference 0.6cm - 1.2cm depending on the shoe size selected.

** The measurements shown here were taken with the laces loosely tied. The laces provide adjustability at the "MC" location. Tighten laces to achieve desired fit.

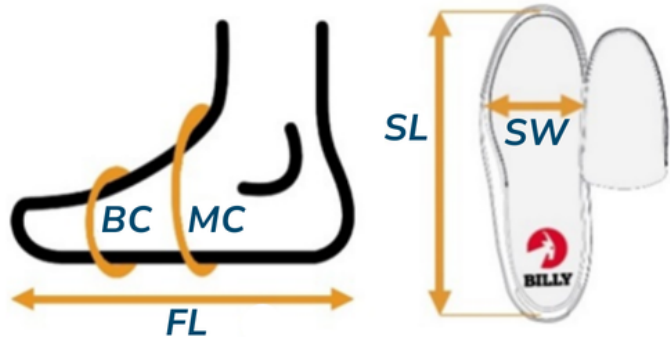
Kids'/Toddler Sizes			MEDIUM									
US/CA/AU	EU	UK	FL	SL	SW	BC	MC**					
5T	20	4T	12.2 cm	13.3 cm	5.7 cm	15.2 cm	18.4 cm					
6T	22	5T	13.2 cm	14.3 cm	6.0 cm	15.9 cm	19.4 cm					
7T	23	6T	14.1 cm	15.2 cm	6.0 cm	16.5 cm	20.3 cm					
8T	24	7T	14.8 cm	15.9 cm	6.4 cm	17.1 cm	21.0 cm					
9T	25	8T	15.7 cm	16.8 cm	6.7 cm	17.8 cm	21.6 cm					
10T	27	9T	16.7 cm	17.8 cm	6.7 cm	18.4 cm	22.2 cm					
11	28	10	17.5 cm	18.4 cm	6.8 cm	19.1 cm	22.5 cm					
12	30	11	18.4 cm	19.4 cm	7.0 cm	19.4 cm	23.2 cm					
13	31	12	19.2 cm	20.3 cm	7.3 cm	19.7 cm	23.8 cm					
1	32	13	20.2 cm	21.3 cm	7.5 cm	20.3 cm	24.4 cm					
2	33	1	21.0 cm	21.9 cm	7.6 cm	21.0 cm	25.1 cm					
3	34	2	21.7 cm	22.9 cm	7.8 cm	21.6 cm	25.7 cm					
4	36	3	22.7 cm	23.8 cm	7.9 cm	21.9 cm	26.7 cm					
5	37	4	23.5 cm	24.4 cm	8.3 cm	22.5 cm	27.3 cm					
6	38	5	24.3 cm	25.4 cm	8.6 cm	23.2 cm	27.9 cm					
7	39	6	25.1 cm	26.4 cm	8.9 cm	23.8 cm	28.5 cm					



- BILLY Full Wrap Zipper configuration that allows for unobstructed entry
- Adjustable laces provide a custom fit
- Two 3mm removable insoles allow for depth adjustability

Kids'/Toddler Classic Low

Sizing chart for Kid/Tod **MEDIUM** (M-width)



FL	Foot length or orthotic brace length (trusting brace is the same length or longer than foot)
SL	Shoe footbed length measured inside the shoe
SW	Shoe footbed width, measured at location where ball of one's foot would be placed
BC	Ball circumference inside shoe at location where ball of one's foot would be placed*
MC	Mid-foot circumference measured inside the shoe near the ankle*

* Removing the shoe insoles will increase the circumference 0.6cm - 1.2cm depending on the shoe size selected.

** The measurements shown here were taken with the laces loosely tied. The laces provide adjustability at the "MC" location. Tighten laces to achieve desired fit.

Kids'/Toddler Sizes			MEDIUM									
US/CA/AU	EU	UK	FL	SL	SW	BC	MC**					
5T	20	4T	12.2 cm	13.3 cm	5.7 cm	15.2 cm	18.4 cm					
6T	22	5T	13.2 cm	14.3 cm	6.0 cm	15.9 cm	19.4 cm					
7T	23	6T	14.1 cm	15.2 cm	6.0 cm	16.5 cm	20.3 cm					
8T	24	7T	14.8 cm	15.9 cm	6.4 cm	17.1 cm	21.0 cm					
9T	25	8T	15.7 cm	16.8 cm	6.7 cm	17.8 cm	21.6 cm					
10T	27	9T	16.7 cm	17.8 cm	6.7 cm	18.4 cm	22.2 cm					
11	28	10	17.5 cm	18.4 cm	6.8 cm	19.1 cm	22.5 cm					
12	30	11	18.4 cm	19.4 cm	7.0 cm	19.4 cm	23.2 cm					
13	31	12	19.2 cm	20.3 cm	7.3 cm	19.7 cm	23.8 cm					
1	32	13	20.2 cm	21.3 cm	7.5 cm	20.3 cm	24.4 cm					
2	33	1	21.0 cm	21.9 cm	7.6 cm	21.0 cm	25.1 cm					
3	34	2	21.7 cm	22.9 cm	7.8 cm	21.6 cm	25.7 cm					
4	36	3	22.7 cm	23.8 cm	7.9 cm	21.9 cm	26.7 cm					
5	37	4	23.5 cm	24.4 cm	8.3 cm	22.5 cm	27.3 cm					
6	38	5	24.3 cm	25.4 cm	8.6 cm	23.2 cm	27.9 cm					
7	39	6	25.1 cm	26.4 cm	8.9 cm	23.8 cm	28.5 cm					



- BILLY Full Wrap Zipper configuration that allows for unobstructed entry
- Adjustable laces provide a custom fit
- Two 3mm removable insoles allow for depth adjustability

Revision	Website	Gender	Silhouette	Page
03	billyfootwear.com	Kids'/Toddler	Classic Low	25

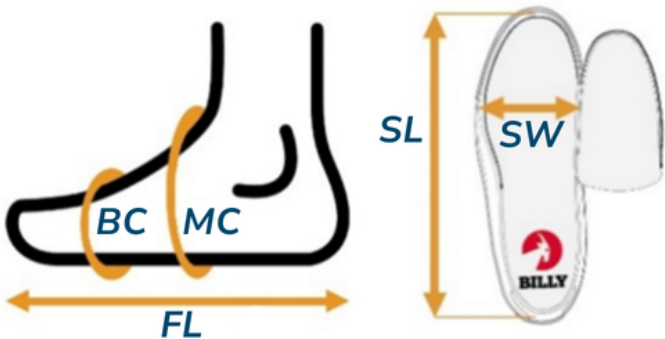
Kids'/Toddler CS High

Sizing chart for Kid/Tod **MEDIUM** (M-width) and **WIDE** (W-width)

FL	Foot length or orthotic brace length (trusting brace is the same length or longer than foot)
SL	Shoe footbed length measured inside the shoe
SW	Shoe footbed width, measured at location where ball of one's foot would be placed
BC	Ball circumference inside shoe at location where ball of one's foot would be placed*
MC	Mid-foot circumference measured inside the shoe near the ankle*

* Removing the shoe insoles will increase the circumference 0.6cm - 1.2cm depending on the shoe size selected.

** The measurements shown here were taken with the laces loosely tied. The laces provide adjustability at the "MC" location. Tighten laces to achieve desired fit.

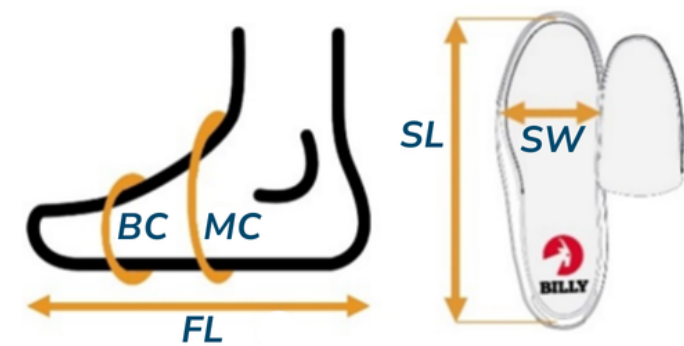


Kids'/Toddler Sizes			MEDIUM					WIDE					
US/CA/AU	EU	UK	FL	SL	SW	BC	MC**	SW	BC	MC**			
5T	20	4T	12.2 cm	13.3 cm	5.7 cm	15.2 cm	18.4 cm	6.0 cm	15.9 cm	19.7 cm			
6T	22	5T	13.2 cm	14.3 cm	6.0 cm	15.9 cm	19.4 cm	6.2 cm	16.5 cm	20.3 cm			
7T	23	6T	14.1 cm	15.2 cm	6.0 cm	16.5 cm	20.3 cm	6.4 cm	17.1 cm	21.0 cm			
8T	24	7T	14.8 cm	15.9 cm	6.4 cm	17.1 cm	21.0 cm	6.7 cm	17.8 cm	21.6 cm			
9T	25	8T	15.7 cm	16.8 cm	6.7 cm	17.8 cm	21.6 cm	6.8 cm	18.4 cm	22.2 cm			
10T	27	9T	16.7 cm	17.8 cm	6.7 cm	18.4 cm	22.2 cm	7.0 cm	19.1 cm	22.9 cm			
11	28	10	17.5 cm	18.4 cm	6.8 cm	19.1 cm	22.5 cm	7.3 cm	19.4 cm	23.5 cm			
12	30	11	18.4 cm	19.4 cm	7.0 cm	19.4 cm	23.2 cm	7.5 cm	19.7 cm	24.1 cm			
13	31	12	19.2 cm	20.3 cm	7.3 cm	19.7 cm	23.8 cm	7.6 cm	20.0 cm	24.8 cm			
1	32	13	20.2 cm	21.3 cm	7.5 cm	20.3 cm	24.4 cm	7.8 cm	20.6 cm	25.4 cm			
2	33	1	21.0 cm	21.9 cm	7.6 cm	21.0 cm	25.1 cm	7.9 cm	21.3 cm	26.0 cm			
3	34	2	21.7 cm	22.9 cm	7.8 cm	21.6 cm	25.7 cm	8.3 cm	21.9 cm	26.7 cm			
4	36	3	22.7 cm	23.8 cm	7.9 cm	21.9 cm	26.7 cm	8.6 cm	22.2 cm	27.3 cm			
5	37	4	23.5 cm	24.4 cm	8.3 cm	22.5 cm	27.3 cm	8.9 cm	22.9 cm	27.9 cm			
6	38	5	24.3 cm	25.4 cm	8.6 cm	23.2 cm	27.9 cm	9.1 cm	23.5 cm	28.6 cm			
7	39	6	25.1 cm	26.4 cm	8.9 cm	23.8 cm	28.5 cm	9.2 cm	24.1 cm	29.2 cm			



- BILLY Full Wrap Zipper configuration that allows for unobstructed entry
- Adjustable laces provide a custom fit
- Padded, ribbed collar designed to provide comfort and support around the ankle without restricting movement
- Two 3mm removable insoles allow for depth adjustability

Women's CS High



Sizing chart for Women's **MEDIUM** (B-width), **WIDE** (D-width), and **EXTRA-WIDE** (3E-width)

FL	Foot length or orthotic brace length (trusting brace is the same length or longer than foot)
SL	Shoe footbed length measured inside the shoe
SW	Shoe footbed width, measured at location where ball of one's foot would be placed
BC	Ball circumference inside shoe at location where ball of one's foot would be placed*
MC	Mid-foot circumference measured inside the shoe near the ankle*

* Removing the shoe insoles will increase the circumference 1.0cm - 1.2cm depending on the shoe size selected.

** The measurements shown here were taken with the laces loosely tied. The laces provide adjustability at the "MC" location. Tighten laces to achieve desired fit.

Women's Sizes			MEDIUM					WIDE			EXTRA-WIDE		
US/CA/AU	EU	UK	FL	SL	SW	BC	MC**	SW	BC	MC**	SW	BC	MC**
6	36-37	4	22.6 cm	23.6 cm	7.4 cm	20.3 cm	24.2 cm	x	x	x	x	x	x
6.5	37	4.5	22.9 cm	23.9 cm	7.5 cm	20.6 cm	24.5 cm	x	x	x	x	x	x
7	37-38	5	23.2 cm	24.1 cm	7.6 cm	20.3 cm	24.8 cm	x	x	x	x	x	x
7.5	38	5.5	23.5 cm	24.4 cm	7.7 cm	20.6 cm	25.1 cm	x	x	x	x	x	x
8	38-39	6	23.8 cm	24.8 cm	7.8 cm	21.0 cm	25.4 cm	x	x	x	x	x	x
8.5	39	6.5	24.4 cm	25.4 cm	7.9 cm	21.3 cm	25.7 cm	x	x	x	x	x	x
9	39-40	7	24.8 cm	25.7 cm	8.0 cm	21.6 cm	26.0 cm	8.6 cm	23.5 cm	29.2 cm	9.2 cm	24.1 cm	29.8 cm
9.5	40	7.5	25.4 cm	26.4 cm	8.1 cm	21.9 cm	26.3 cm	8.7 cm	23.8 cm	29.5 cm	9.4 cm	24.4 cm	30.2 cm
10	40-41	8	25.7 cm	26.7 cm	8.3 cm	22.2 cm	26.6 cm	8.9 cm	24.1 cm	29.8 cm	9.5 cm	24.8 cm	30.5 cm
10.5	41	8.5	26.0 cm	27.0 cm	x	x	x	9.0 cm	24.4 cm	30.2 cm	9.7 cm	25.1 cm	30.8 cm
11	41-42	9	26.4 cm	27.3 cm	8.5 cm	22.9 cm	27.3 cm	9.2 cm	24.8 cm	30.5 cm	9.8 cm	25.4 cm	31.1 cm
11.5	42	9.5	27.0 cm	27.9 cm	x	x	x	9.4 cm	25.1 cm	30.8 cm	10.0 cm	25.7 cm	31.4 cm
12	42-43	10	27.3 cm	28.3 cm	x	x	x	9.5 cm	25.4 cm	31.1 cm	10.2 cm	26.0 cm	31.8 cm
12.5	43	10.5	27.9 cm	28.9 cm	x	x	x	9.7 cm	25.7 cm	31.4 cm	10.3 cm	26.3 cm	32.1 cm
13	43-44	11	28.3 cm	29.2 cm	x	x	x	9.8 cm	26.0 cm	31.8 cm	10.5 cm	26.7 cm	32.4 cm
13.5	44	11.5	28.9 cm	29.8 cm	x	x	x	10.0 cm	26.3 cm	32.4 cm	10.6 cm	27.0 cm	32.7 cm

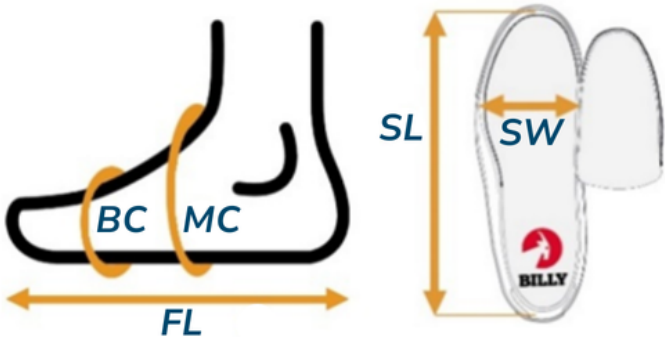
- BILLY Full Wrap Zipper configuration that allows for unobstructed entry
- Adjustable laces provide a custom fit
- Padded, ribbed collar designed to provide comfort and support around the ankle without restricting movement
- Removable multilayer, multi-density insole that aligns, stabilizes, and reduces impact to heel and joints

Revision	Website	Gender	Silhouette	Page
03	billyfootwear.com	Women's	CS High	27



Men's CS High

Sizing chart for Men's MEDIUM (D-width) and WIDE (3E-width)	
FL	Foot length or orthotic brace length (trusting brace is the same length or longer than foot)
SL	Shoe footbed length measured inside the shoe
SW	Shoe footbed width, measured at location where ball of one's foot would be placed
BC	Ball circumference inside shoe at location where ball of one's foot would be placed*
MC	Mid-foot circumference measured inside the shoe near the ankle*



* Removing the shoe insoles will increase the circumference 1.0cm - 1.2cm depending on the shoe size selected.
 ** The measurements shown here were taken with the laces loosely tied. The laces provide adjustability at the "MC" location. Tighten laces to achieve desired fit.

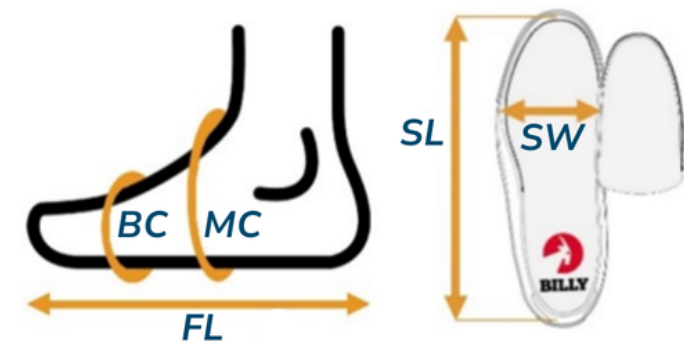
Men's Sizes			MEDIUM					WIDE					
US/CA/AU	EU	UK	FL	SL	SW	BC	MC**	SW	BC	MC**			
7	40	6.5	24.8 cm	25.7 cm	8.6 cm	23.5 cm	29.2 cm	9.2 cm	24.1 cm	29.8 cm			
7.5	40-41	7	25.1 cm	26.0 cm	8.7 cm	23.8 cm	29.5 cm	9.4 cm	24.4 cm	30.2 cm			
8	41	7.5	25.7 cm	26.7 cm	8.9 cm	24.1 cm	29.8 cm	9.5 cm	24.8 cm	30.5 cm			
8.5	41-42	8	26.0 cm	27.0 cm	9.0 cm	24.4 cm	30.2 cm	9.7 cm	25.1 cm	30.8 cm			
9	42	8.5	26.3 cm	27.3 cm	9.2 cm	24.8 cm	30.5 cm	9.8 cm	25.4 cm	31.1 cm			
9.5	42-43	9	27.0 cm	27.9 cm	9.4 cm	25.1 cm	30.8 cm	10.0 cm	25.7 cm	31.4 cm			
10	43	9.5	27.3 cm	28.3 cm	9.5 cm	25.4 cm	31.1 cm	10.2 cm	26.0 cm	31.8 cm			
10.5	43-44	10	27.9 cm	28.9 cm	9.7 cm	25.7 cm	31.4 cm	10.3 cm	26.3 cm	32.1 cm			
11	44	10.5	28.3 cm	29.2 cm	9.8 cm	26.0 cm	31.8 cm	10.5 cm	26.7 cm	32.4 cm			
11.5	44-45	11	28.9 cm	29.8 cm	10.0 cm	26.3 cm	32.4 cm	10.6 cm	27.0 cm	32.7 cm			
12	45	11.5	29.2 cm	30.2 cm	10.2 cm	26.7 cm	33.0 cm	10.8 cm	27.3 cm	33.0 cm			
13	46	12.5	29.8 cm	30.8 cm	10.5 cm	27.3 cm	33.7 cm	11.1 cm	27.9 cm	33.7 cm			
14	47	13.5	30.5 cm	31.4 cm	10.8 cm	27.9 cm	34.6 cm	11.4 cm	28.6 cm	34.3 cm			



- BILLY Full Wrap Zipper configuration that allows for unobstructed entry
- Adjustable laces provide a custom fit
- Padded, ribbed collar designed to provide comfort and support around the ankle without restricting movement
- Removable multilayer, multi-density insole that aligns, stabilizes, and reduces impact to heel and joints

Revision	Website	Gender	Silhouette	Page
03	billyfootwear.com	Men's	CS High	28

Women's CS Low



Sizing chart for Women's **MEDIUM** (B-width), **WIDE** (D-width), and **EXTRA-WIDE** (3E-width)

FL	Foot length or orthotic brace length (trusting brace is the same length or longer than foot)
SL	Shoe footbed length measured inside the shoe
SW	Shoe footbed width, measured at location where ball of one's foot would be placed
BC	Ball circumference inside shoe at location where ball of one's foot would be placed*
MC	Mid-foot circumference measured inside the shoe near the ankle*

* Removing the shoe insoles will increase the circumference 1.0cm - 1.2cm depending on the shoe size selected.

** The measurements shown here were taken with the laces loosely tied. The laces provide adjustability at the "MC" location. Tighten laces to achieve desired fit.

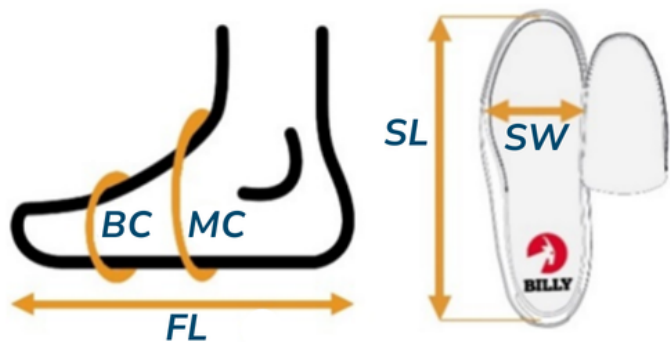
Women's Sizes			MEDIUM					WIDE			EXTRA-WIDE		
US/CA/AU	EU	UK	FL	SL	SW	BC	MC**	SW	BC	MC**	SW	BC	MC**
6	36-37	4	22.6 cm	23.6 cm	7.4 cm	20.3 cm	24.2 cm	x	x	x	x	x	x
6.5	37	4.5	22.9 cm	23.9 cm	7.5 cm	20.6 cm	24.5 cm	x	x	x	x	x	x
7	37-38	5	23.2 cm	24.1 cm	7.6 cm	20.3 cm	24.8 cm	x	x	x	x	x	x
7.5	38	5.5	23.5 cm	24.4 cm	7.7 cm	20.6 cm	25.1 cm	x	x	x	x	x	x
8	38-39	6	23.8 cm	24.8 cm	7.8 cm	21.0 cm	25.4 cm	x	x	x	x	x	x
8.5	39	6.5	24.4 cm	25.4 cm	7.9 cm	21.3 cm	25.7 cm	x	x	x	x	x	x
9	39-40	7	24.8 cm	25.7 cm	8.0 cm	21.6 cm	26.0 cm	8.6 cm	22.9 cm	27.3 cm	9.2 cm	24.1 cm	28.6 cm
9.5	40	7.5	25.4 cm	26.4 cm	8.1 cm	21.9 cm	26.3 cm	8.7 cm	23.2 cm	27.6 cm	9.4 cm	24.4 cm	28.9 cm
10	40-41	8	25.7 cm	26.7 cm	8.3 cm	22.2 cm	26.6 cm	8.9 cm	23.5 cm	27.9 cm	9.5 cm	24.8 cm	29.2 cm
10.5	41	8.5	26.0 cm	27.0 cm	x	x	x	9.0 cm	23.8 cm	28.3 cm	9.7 cm	25.1 cm	29.5 cm
11	41-42	9	26.4 cm	27.3 cm	8.5 cm	22.9 cm	27.3 cm	9.2 cm	24.1 cm	28.6 cm	9.8 cm	25.4 cm	29.8 cm
11.5	42	9.5	27.0 cm	27.9 cm	x	x	x	9.4 cm	24.4 cm	28.9 cm	10.0 cm	25.7 cm	30.2 cm
12	42-43	10	27.3 cm	28.3 cm	x	x	x	9.5 cm	24.8 cm	29.2 cm	10.2 cm	26.0 cm	30.5 cm
12.5	43	10.5	27.9 cm	28.9 cm	x	x	x	9.7 cm	25.1 cm	29.5 cm	10.3 cm	26.3 cm	30.8 cm
13	43-44	11	28.3 cm	29.2 cm	x	x	x	9.8 cm	25.4 cm	29.8 cm	10.5 cm	26.7 cm	31.1 cm
13.5	44	11.5	28.9 cm	29.8 cm	x	x	x	10.0 cm	25.7 cm	30.5 cm	10.6 cm	27.0 cm	31.8 cm

- BILLY Double Zipper (DZ) configuration with adjustable laces for a custom fit
- Removable multilayer, multi-density insole that aligns, stabilizes, and reduces impact to heel and joints
- Sensory-friendly lining and zipper guards
- Padded collar and tongue for added comfort

Revision	Website	Gender	Silhouette	Page
03	billyfootwear.com	Women's	CS Low	29



Men's CS Low



Sizing chart for Men's MEDIUM (D-width) and WIDE (3E-width)	
FL	Foot length or orthotic brace length (trusting brace is the same length or longer than foot)
SL	Shoe footbed length measured inside the shoe
SW	Shoe footbed width, measured at location where ball of one's foot would be placed
BC	Ball circumference inside shoe at location where ball of one's foot would be placed*
MC	Mid-foot circumference measured inside the shoe near the ankle*

* Removing the shoe insoles will increase the circumference 1.0cm - 1.2cm depending on the shoe size selected.

** The measurements shown here were taken with the laces loosely tied. The laces provide adjustability at the "MC" location. Tighten laces to achieve desired fit.

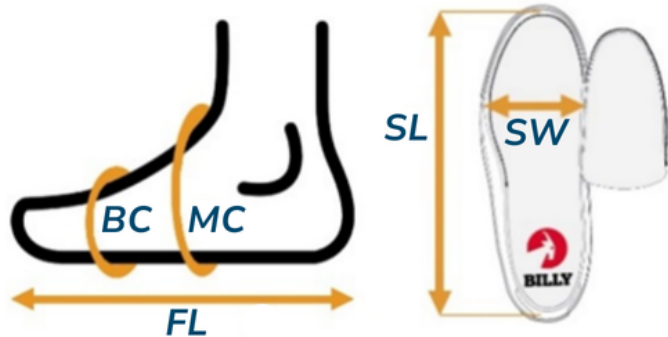
Men's Sizes			NARROW					MEDIUM			WIDE		
US/CA/AU	EU	UK	FL	SL	SW	BC	MC**	SW	BC	MC**	SW	BC	MC**
5.5	38-39	5	23.5 cm	24.4 cm	7.7 cm	20.6 cm	25.1 cm	x	x	x	x	x	x
6	39	5.5	23.8 cm	24.8 cm	7.8 cm	21.0 cm	25.4 cm	x	x	x	x	x	x
6.5	39-40	6	24.4 cm	25.4 cm	7.9 cm	21.3 cm	25.7 cm	x	x	x	x	x	x
7	40	6.5	24.8 cm	25.7 cm	8.0 cm	21.6 cm	26.0 cm	8.6 cm	22.9 cm	27.3 cm	9.2 cm	24.1 cm	28.6 cm
7.5	40-41	7	25.1 cm	26.0 cm	8.1 cm	21.9 cm	26.3 cm	8.7 cm	23.2 cm	27.6 cm	9.4 cm	24.4 cm	28.9 cm
8	41	7.5	25.7 cm	26.7 cm	8.3 cm	22.2 cm	26.6 cm	8.9 cm	23.5 cm	27.9 cm	9.5 cm	24.8 cm	29.2 cm
8.5	41-42	8	26.0 cm	27.0 cm	x	x	x	9.0 cm	23.8 cm	28.3 cm	9.7 cm	25.1 cm	29.5 cm
9	42	8.5	26.3 cm	27.3 cm	8.5 cm	22.9 cm	27.3 cm	9.2 cm	24.1 cm	28.6 cm	9.8 cm	25.4 cm	29.8 cm
9.5	42-43	9	27.0 cm	27.9 cm	x	x	x	9.4 cm	24.4 cm	28.9 cm	10.0 cm	25.7 cm	30.2 cm
10	43	9.5	27.3 cm	28.3 cm	x	x	x	9.5 cm	24.8 cm	29.2 cm	10.2 cm	26.0 cm	30.5 cm
10.5	43-44	10	27.9 cm	28.9 cm	x	x	x	9.7 cm	25.1 cm	29.5 cm	10.3 cm	26.3 cm	30.8 cm
11	44	10.5	28.3 cm	29.2 cm	x	x	x	9.8 cm	25.4 cm	29.8 cm	10.5 cm	26.7 cm	31.1 cm
11.5	44-45	11	28.9 cm	29.8 cm	x	x	x	10.0 cm	25.7 cm	30.5 cm	10.6 cm	27.0 cm	31.8 cm
12	45	11.5	29.2 cm	30.2 cm	x	x	x	10.2 cm	26.0 cm	31.1 cm	10.8 cm	27.3 cm	32.4 cm
13	46	12.5	29.8 cm	30.8 cm	x	x	x	10.5 cm	26.7 cm	31.8 cm	11.1 cm	27.9 cm	33.0 cm
14	47	13.5	30.5 cm	31.4 cm	x	x	x	10.8 cm	27.3 cm	32.7 cm	11.4 cm	28.6 cm	34.0 cm



- BILLY Double Zipper (DZ) configuration with adjustable laces for a custom fit
- Removable multilayer, multi-density insole that aligns, stabilizes, and reduces impact to heel and joints
- Sensory-friendly lining and zipper guards
- Padded collar and tongue for added comfort

Revision	Website	Gender	Silhouette	Page
03	billyfootwear.com	Men's	CS Low	30

Kids'/Toddler Cuff



Sizing chart for Kid/Tod MEDIUM (M-width)	
FL	Foot length or orthotic brace length (trusting brace is the same length or longer than foot)
SL	Shoe footbed length measured inside the shoe
SW	Shoe footbed width, measured at location where ball of one's foot would be placed
BC	Ball circumference inside shoe at location where ball of one's foot would be placed*
MC	Mid-foot circumference measured inside the shoe near the ankle*

* Removing the shoe insoles will increase the circumference 0.6cm - 1.2cm depending on the shoe size selected.
 ** The measurements shown here were taken with the laces loosely tied. The laces provide adjustability at the "MC" location. Tighten laces to achieve desired fit.

Kids'/Toddler Sizes			MEDIUM									
US/CA/AU	EU	UK	FL	SL	SW	BC	MC**					
5T	20	4T	12.2 cm	13.3 cm	5.7 cm	15.2 cm	18.4 cm					
6T	22	5T	13.2 cm	14.3 cm	6.0 cm	15.9 cm	19.4 cm					
7T	23	6T	14.1 cm	15.2 cm	6.0 cm	16.5 cm	20.3 cm					
8T	24	7T	14.8 cm	15.9 cm	6.4 cm	17.1 cm	21.0 cm					
9T	25	8T	15.7 cm	16.8 cm	6.7 cm	17.8 cm	21.6 cm					
10T	27	9T	16.7 cm	17.8 cm	6.7 cm	18.4 cm	22.2 cm					
11	28	10	17.5 cm	18.4 cm	6.8 cm	19.1 cm	22.5 cm					
12	30	11	18.4 cm	19.4 cm	7.0 cm	19.4 cm	23.2 cm					
13	31	12	19.2 cm	20.3 cm	7.3 cm	19.7 cm	23.8 cm					
1	32	13	20.2 cm	21.3 cm	7.5 cm	20.3 cm	24.4 cm					
2	33	1	21.0 cm	21.9 cm	7.6 cm	21.0 cm	25.1 cm					
3	34	2	21.7 cm	22.9 cm	7.8 cm	21.6 cm	25.7 cm					
4	36	3	22.7 cm	23.8 cm	7.9 cm	21.9 cm	26.7 cm					
5	37	4	23.5 cm	24.4 cm	8.3 cm	22.5 cm	27.3 cm					
6	38	5	24.3 cm	25.4 cm	8.6 cm	23.2 cm	27.9 cm					
7	39	6	25.1 cm	26.4 cm	8.9 cm	23.8 cm	28.5 cm					

- BILLY Full Wrap zipper configuration
- Adjustable laces for custom fit
- Two 3mm removable insoles allow for depth adjustability
- Vegan leather and faux shearling upper



Revision	Website	Gender	Silhouette	Page
03	billyfootwear.com	Kids'/Toddler	Cuff	31

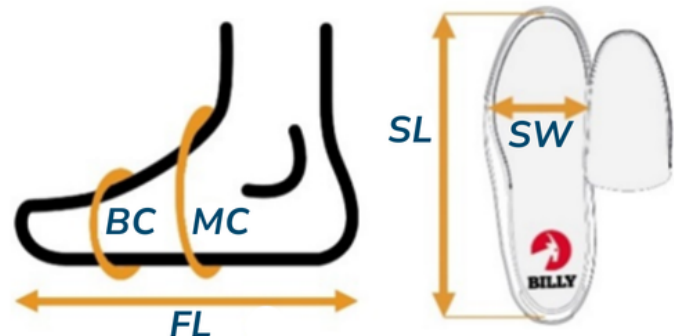
Kids'/Toddler D|R High

Chart for Kid/Tod **MEDIUM** (M-width), **WIDE** (W-width), and **EXTRA-WIDE** (XW-width)

FL	Foot length or orthotic brace length (trusting brace is the same length or longer than foot)
SL	Shoe footbed length measured inside the shoe
SW	Shoe footbed width, measured at location where ball of one's foot would be placed
BC	Ball circumference inside shoe at location where ball of one's foot would be placed*
MC	Mid-foot circumference measured inside the shoe near the ankle*

* Removing the shoe insoles will increase the circumference 0.6cm - 1.2cm depending on the shoe size selected.

** The measurements shown here were taken with the laces loosely tied. The laces provide adjustability at the "MC" location. Tighten laces to achieve desired fit.



Kids'/Toddler Sizes			MEDIUM					WIDE			EXTRA-WIDE		
US/CA/AU	EU	UK	FL	SL	SW	BC	MC**	SW	BC	MC**	SW	BC	MC**
5T	20	4T	12.2 cm	13.3 cm	5.7 cm	15.2 cm	18.4 cm	6.0 cm	15.9 cm	19.7 cm	7.0 cm	19.1 cm	22.9 cm
6T	22	5T	13.2 cm	14.3 cm	6.0 cm	15.9 cm	19.4 cm	6.4 cm	16.5 cm	20.3 cm	7.3 cm	19.7 cm	23.5 cm
7T	23	6T	14.1 cm	15.2 cm	6.0 cm	16.5 cm	20.3 cm	6.7 cm	17.1 cm	21.0 cm	7.6 cm	20.3 cm	24.1 cm
8T	24	7T	14.8 cm	15.9 cm	6.4 cm	17.1 cm	21.0 cm	6.8 cm	17.8 cm	21.6 cm	7.9 cm	21.0 cm	24.8 cm
9T	25	8T	15.7 cm	16.8 cm	6.7 cm	17.8 cm	21.6 cm	7.0 cm	18.4 cm	22.2 cm	8.3 cm	21.6 cm	25.4 cm
10T	27	9T	16.7 cm	17.8 cm	6.7 cm	18.4 cm	22.2 cm	7.3 cm	19.1 cm	22.9 cm	8.6 cm	22.2 cm	26.0 cm
11	28	10	17.5 cm	18.4 cm	6.8 cm	19.1 cm	22.5 cm	7.5 cm	19.4 cm	23.5 cm	8.9 cm	22.9 cm	26.7 cm
12	30	11	18.4 cm	19.4 cm	7.0 cm	19.4 cm	23.2 cm	7.6 cm	19.7 cm	24.1 cm	9.1 cm	23.5 cm	27.3 cm
13	31	12	19.2 cm	20.3 cm	7.3 cm	19.7 cm	23.8 cm	7.8 cm	20.0 cm	24.8 cm	9.2 cm	24.1 cm	27.9 cm
1	32	13	20.2 cm	21.3 cm	7.5 cm	20.3 cm	24.4 cm	7.9 cm	20.6 cm	25.4 cm	9.4 cm	24.8 cm	28.6 cm
2	33	1	21.0 cm	21.9 cm	7.6 cm	21.0 cm	25.1 cm	8.1 cm	21.3 cm	26.0 cm	9.5 cm	25.4 cm	29.2 cm
3	34	2	21.7 cm	22.9 cm	7.8 cm	21.6 cm	25.7 cm	8.3 cm	21.9 cm	26.7 cm	9.8 cm	26.0 cm	29.8 cm
4	36	3	22.7 cm	23.8 cm	7.9 cm	21.9 cm	26.7 cm	8.4 cm	22.2 cm	27.3 cm	10.2 cm	26.7 cm	30.5 cm
5	37	4	23.5 cm	24.4 cm	8.3 cm	22.5 cm	27.3 cm	8.6 cm	22.9 cm	27.9 cm	10.3 cm	27.3 cm	31.1 cm
6	38	5	24.3 cm	25.4 cm	8.6 cm	23.2 cm	27.9 cm	8.9 cm	23.5 cm	28.6 cm	10.5 cm	27.9 cm	31.8 cm
7	39	6	25.1 cm	26.4 cm	8.9 cm	23.8 cm	28.5 cm	9.2 cm	24.1 cm	29.2 cm	10.8 cm	28.6 cm	32.4 cm



- BILLY Full Wrap Zipper configuration with adjustable laces for a custom fit
- Custom shoe last/shape provides additional width and volume in toe box, vamp, quarter, and heel areas
- Two 3mm removable insoles allow for depth adjustability
- Lining is a triple layered warp knit polyester providing durability for increased tear resistance

Revision

Website

Gender

Silhouette

Page

03

billyfootwear.com

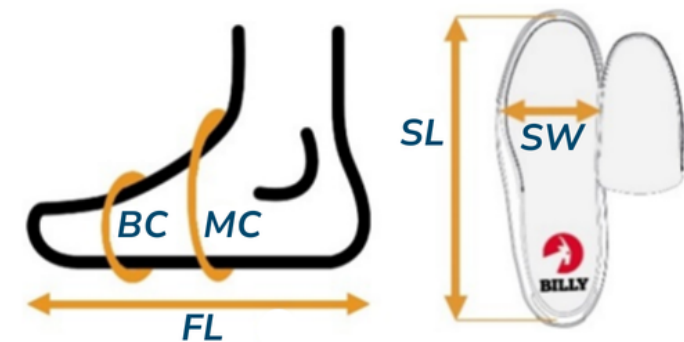
Kids'/Toddler

D|R High

33

Kids'/Toddler D|R Low

Chart for Kid/Tod **MEDIUM** (M-width), **WIDE** (W-width), and **EXTRA-WIDE** (XW-width)



FL	Foot length or orthotic brace length (trusting brace is the same length or longer than foot)
SL	Shoe footbed length measured inside the shoe
SW	Shoe footbed width, measured at location where ball of one's foot would be placed
BC	Ball circumference inside shoe at location where ball of one's foot would be placed*
MC	Mid-foot circumference measured inside the shoe near the ankle*

* Removing the shoe insoles will increase the circumference 0.6cm - 1.2cm depending on the shoe size selected.

** The measurements shown here were taken with the laces loosely tied. The laces provide adjustability at the "MC" location. Tighten laces to achieve desired fit.

Kids'/Toddler Sizes			MEDIUM					WIDE			EXTRA-WIDE		
US/CA/AU	EU	UK	FL	SL	SW	BC	MC**	SW	BC	MC**	SW	BC	MC**
5T	20	4T	12.2 cm	13.3 cm	5.7 cm	15.2 cm	18.4 cm	6.0 cm	15.9 cm	19.7 cm	7.0 cm	19.1 cm	22.9 cm
6T	22	5T	13.2 cm	14.3 cm	6.0 cm	15.9 cm	19.4 cm	6.4 cm	16.5 cm	20.3 cm	7.3 cm	19.7 cm	23.5 cm
7T	23	6T	14.1 cm	15.2 cm	6.0 cm	16.5 cm	20.3 cm	6.7 cm	17.1 cm	21.0 cm	7.6 cm	20.3 cm	24.1 cm
8T	24	7T	14.8 cm	15.9 cm	6.4 cm	17.1 cm	21.0 cm	6.8 cm	17.8 cm	21.6 cm	7.9 cm	21.0 cm	24.8 cm
9T	25	8T	15.7 cm	16.8 cm	6.7 cm	17.8 cm	21.6 cm	7.0 cm	18.4 cm	22.2 cm	8.3 cm	21.6 cm	25.4 cm
10T	27	9T	16.7 cm	17.8 cm	6.7 cm	18.4 cm	22.2 cm	7.3 cm	19.1 cm	22.9 cm	8.6 cm	22.2 cm	26.0 cm
11	28	10	17.5 cm	18.4 cm	6.8 cm	19.1 cm	22.5 cm	7.5 cm	19.4 cm	23.5 cm	8.9 cm	22.9 cm	26.7 cm
12	30	11	18.4 cm	19.4 cm	7.0 cm	19.4 cm	23.2 cm	7.6 cm	19.7 cm	24.1 cm	9.1 cm	23.5 cm	27.3 cm
13	31	12	19.2 cm	20.3 cm	7.3 cm	19.7 cm	23.8 cm	7.8 cm	20.0 cm	24.8 cm	9.2 cm	24.1 cm	27.9 cm
1	32	13	20.2 cm	21.3 cm	7.5 cm	20.3 cm	24.4 cm	7.9 cm	20.6 cm	25.4 cm	9.4 cm	24.8 cm	28.6 cm
2	33	1	21.0 cm	21.9 cm	7.6 cm	21.0 cm	25.1 cm	8.1 cm	21.3 cm	26.0 cm	9.5 cm	25.4 cm	29.2 cm
3	34	2	21.7 cm	22.9 cm	7.8 cm	21.6 cm	25.7 cm	8.3 cm	21.9 cm	26.7 cm	9.8 cm	26.0 cm	29.8 cm
4	36	3	22.7 cm	23.8 cm	7.9 cm	21.9 cm	26.7 cm	8.4 cm	22.2 cm	27.3 cm	10.2 cm	26.7 cm	30.5 cm
5	37	4	23.5 cm	24.4 cm	8.3 cm	22.5 cm	27.3 cm	8.6 cm	22.9 cm	27.9 cm	10.3 cm	27.3 cm	31.1 cm
6	38	5	24.3 cm	25.4 cm	8.6 cm	23.2 cm	27.9 cm	8.9 cm	23.5 cm	28.6 cm	10.5 cm	27.9 cm	31.8 cm
7	39	6	25.1 cm	26.4 cm	8.9 cm	23.8 cm	28.5 cm	9.2 cm	24.1 cm	29.2 cm	10.8 cm	28.6 cm	32.4 cm

- BILLY Full Wrap Zipper configuration with adjustable laces for a custom fit
- Custom shoe last/shape provides additional width and volume in toe box, vamp, quarter, and heel areas
- Two 3mm removable insoles allow for depth adjustability
- Lining is a triple layered warp knit polyester providing durability for increased tear resistance

Revision	Website	Gender	Silhouette	Page
03	billyfootwear.com	Kids'/Toddler	D R Low	34

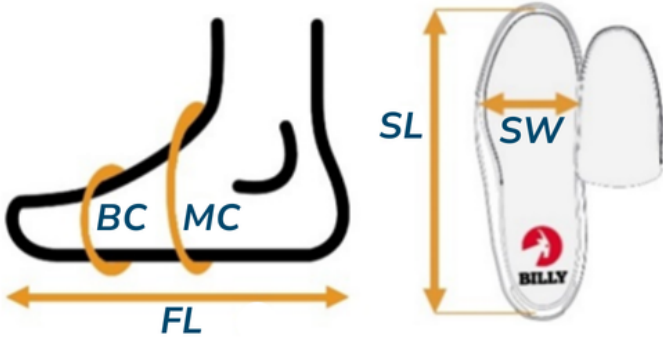


Kids'/Toddler D|R SW High

Chart for Kid/Tod **MEDIUM** (M-width), **WIDE** (W-width), and **EXTRA-WIDE** (XW-width)

FL	Foot length or orthotic brace length (trusting brace is the same length or longer than foot)
SL	Shoe footbed length measured inside the shoe
SW	Shoe footbed width, measured at location where ball of one's foot would be placed
BC	Ball circumference inside shoe at location where ball of one's foot would be placed*
MC	Mid-foot circumference measured inside the shoe near the ankle*

* Removing the shoe insoles will increase the circumference 0.6cm - 1.2cm depending on the shoe size selected.
 ** The measurements shown here were taken with the laces loosely tied. The laces provide adjustability at the "MC" location. Tighten laces to achieve desired fit.



Kids'/Toddler Sizes			MEDIUM					WIDE			EXTRA-WIDE		
US/CA/AU	EU	UK	FL	SL	SW	BC	MC**	SW	BC	MC**	SW	BC	MC**
5T	20	4T	12.2 cm	13.3 cm	5.7 cm	15.2 cm	18.4 cm	6.0 cm	15.9 cm	19.7 cm	7.0 cm	19.1 cm	22.9 cm
6T	22	5T	13.2 cm	14.3 cm	6.0 cm	15.9 cm	19.4 cm	6.4 cm	16.5 cm	20.3 cm	7.3 cm	19.7 cm	23.5 cm
7T	23	6T	14.1 cm	15.2 cm	6.0 cm	16.5 cm	20.3 cm	6.7 cm	17.1 cm	21.0 cm	7.6 cm	20.3 cm	24.1 cm
8T	24	7T	14.8 cm	15.9 cm	6.4 cm	17.1 cm	21.0 cm	6.8 cm	17.8 cm	21.6 cm	7.9 cm	21.0 cm	24.8 cm
9T	25	8T	15.7 cm	16.8 cm	6.7 cm	17.8 cm	21.6 cm	7.0 cm	18.4 cm	22.2 cm	8.3 cm	21.6 cm	25.4 cm
10T	27	9T	16.7 cm	17.8 cm	6.7 cm	18.4 cm	22.2 cm	7.3 cm	19.1 cm	22.9 cm	8.6 cm	22.2 cm	26.0 cm
11	28	10	17.5 cm	18.4 cm	6.8 cm	19.1 cm	22.5 cm	7.5 cm	19.4 cm	23.5 cm	8.9 cm	22.9 cm	26.7 cm
12	30	11	18.4 cm	19.4 cm	7.0 cm	19.4 cm	23.2 cm	7.6 cm	19.7 cm	24.1 cm	9.1 cm	23.5 cm	27.3 cm
13	31	12	19.2 cm	20.3 cm	7.3 cm	19.7 cm	23.8 cm	7.8 cm	20.0 cm	24.8 cm	9.2 cm	24.1 cm	27.9 cm
1	32	13	20.2 cm	21.3 cm	7.5 cm	20.3 cm	24.4 cm	7.9 cm	20.6 cm	25.4 cm	9.4 cm	24.8 cm	28.6 cm
2	33	1	21.0 cm	21.9 cm	7.6 cm	21.0 cm	25.1 cm	8.1 cm	21.3 cm	26.0 cm	9.5 cm	25.4 cm	29.2 cm
3	34	2	21.7 cm	22.9 cm	7.8 cm	21.6 cm	25.7 cm	8.3 cm	21.9 cm	26.7 cm	9.8 cm	26.0 cm	29.8 cm
4	36	3	22.7 cm	23.8 cm	7.9 cm	21.9 cm	26.7 cm	8.4 cm	22.2 cm	27.3 cm	10.2 cm	26.7 cm	30.5 cm
5	37	4	23.5 cm	24.4 cm	8.3 cm	22.5 cm	27.3 cm	8.6 cm	22.9 cm	27.9 cm	10.3 cm	27.3 cm	31.1 cm
6	38	5	24.3 cm	25.4 cm	8.6 cm	23.2 cm	27.9 cm	8.9 cm	23.5 cm	28.6 cm	10.5 cm	27.9 cm	31.8 cm
7	39	6	25.1 cm	26.4 cm	8.9 cm	23.8 cm	28.5 cm	9.2 cm	24.1 cm	29.2 cm	10.8 cm	28.6 cm	32.4 cm



- BILLY Short Wrap Zipper configuration with adjustable laces for a custom fit
- Custom shoe last/shape provides additional width and volume in toe box, vamp, quarter, and heel areas
- Two 3mm removable insoles allow for depth adjustability
- Lining is a triple layered warp knit polyester providing durability for increased tear resistance

Revision	Website	Gender	Silhouette	Page
03	billyfootwear.com	Kids'/Toddler	D R Short-Wrap High	35

Kids'/Toddler D|R SW Low

Chart for Kid/Tod **MEDIUM** (M-width), **WIDE** (W-width), and **EXTRA-WIDE** (XW-width)

FL	Foot length or orthotic brace length (trusting brace is the same length or longer than foot)
SL	Shoe footbed length measured inside the shoe
SW	Shoe footbed width, measured at location where ball of one's foot would be placed
BC	Ball circumference inside shoe at location where ball of one's foot would be placed*
MC	Mid-foot circumference measured inside the shoe near the ankle*

* Removing the shoe insoles will increase the circumference 0.6cm - 1.2cm depending on the shoe size selected.
 ** The measurements shown here were taken with the laces loosely tied. The laces provide adjustability at the "MC" location. Tighten laces to achieve desired fit.

Kids'/Toddler Sizes			MEDIUM					WIDE			EXTRA-WIDE		
US/CA/AU	EU	UK	FL	SL	SW	BC	MC**	SW	BC	MC**	SW	BC	MC**
5T	20	4T	12.2 cm	13.3 cm	5.7 cm	15.2 cm	18.4 cm	6.0 cm	15.9 cm	19.7 cm	7.0 cm	19.1 cm	22.9 cm
6T	22	5T	13.2 cm	14.3 cm	6.0 cm	15.9 cm	19.4 cm	6.4 cm	16.5 cm	20.3 cm	7.3 cm	19.7 cm	23.5 cm
7T	23	6T	14.1 cm	15.2 cm	6.0 cm	16.5 cm	20.3 cm	6.7 cm	17.1 cm	21.0 cm	7.6 cm	20.3 cm	24.1 cm
8T	24	7T	14.8 cm	15.9 cm	6.4 cm	17.1 cm	21.0 cm	6.8 cm	17.8 cm	21.6 cm	7.9 cm	21.0 cm	24.8 cm
9T	25	8T	15.7 cm	16.8 cm	6.7 cm	17.8 cm	21.6 cm	7.0 cm	18.4 cm	22.2 cm	8.3 cm	21.6 cm	25.4 cm
10T	27	9T	16.7 cm	17.8 cm	6.7 cm	18.4 cm	22.2 cm	7.3 cm	19.1 cm	22.9 cm	8.6 cm	22.2 cm	26.0 cm
11	28	10	17.5 cm	18.4 cm	6.8 cm	19.1 cm	22.5 cm	7.5 cm	19.4 cm	23.5 cm	8.9 cm	22.9 cm	26.7 cm
12	30	11	18.4 cm	19.4 cm	7.0 cm	19.4 cm	23.2 cm	7.6 cm	19.7 cm	24.1 cm	9.1 cm	23.5 cm	27.3 cm
13	31	12	19.2 cm	20.3 cm	7.3 cm	19.7 cm	23.8 cm	7.8 cm	20.0 cm	24.8 cm	9.2 cm	24.1 cm	27.9 cm
1	32	13	20.2 cm	21.3 cm	7.5 cm	20.3 cm	24.4 cm	7.9 cm	20.6 cm	25.4 cm	9.4 cm	24.8 cm	28.6 cm
2	33	1	21.0 cm	21.9 cm	7.6 cm	21.0 cm	25.1 cm	8.1 cm	21.3 cm	26.0 cm	9.5 cm	25.4 cm	29.2 cm
3	34	2	21.7 cm	22.9 cm	7.8 cm	21.6 cm	25.7 cm	8.3 cm	21.9 cm	26.7 cm	9.8 cm	26.0 cm	29.8 cm
4	36	3	22.7 cm	23.8 cm	7.9 cm	21.9 cm	26.7 cm	8.4 cm	22.2 cm	27.3 cm	10.2 cm	26.7 cm	30.5 cm
5	37	4	23.5 cm	24.4 cm	8.3 cm	22.5 cm	27.3 cm	8.6 cm	22.9 cm	27.9 cm	10.3 cm	27.3 cm	31.1 cm
6	38	5	24.3 cm	25.4 cm	8.6 cm	23.2 cm	27.9 cm	8.9 cm	23.5 cm	28.6 cm	10.5 cm	27.9 cm	31.8 cm
7	39	6	25.1 cm	26.4 cm	8.9 cm	23.8 cm	28.5 cm	9.2 cm	24.1 cm	29.2 cm	10.8 cm	28.6 cm	32.4 cm

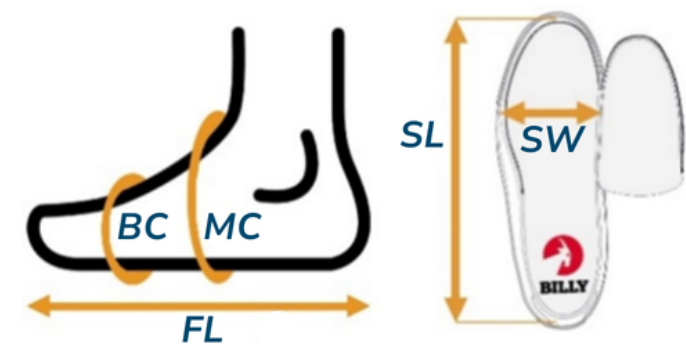
- BILLY Short Wrap Zipper configuration with adjustable laces for a custom fit
- Custom shoe last/shape provides additional width and volume in toe box, vamp, quarter, and heel areas
- Two 3mm removable insoles allow for depth adjustability
- Lining is a triple layered warp knit polyester providing durability for increased tear resistance

Revision	Website	Gender	Silhouette	Page
03	billyfootwear.com	Kids'/Toddler	D R Short-Wrap Low	36



Kids'/Toddler Goat DZ High

Chart for Kid/Tod **WIDE** (W-width), and **EXTRA-WIDE** (XW-width)



FL	Foot length or orthotic brace length (trusting brace is the same length or longer than foot)
SL	Shoe footbed length measured inside the shoe
SW	Shoe footbed width, measured at location where ball of one's foot would be placed
BC	Ball circumference inside shoe at location where ball of one's foot would be placed*
MC	Mid-foot circumference measured inside the shoe near the ankle*

* Removing the shoe insoles will increase the circumference 0.6cm - 2.0cm depending on the shoe size selected.

** The measurements shown here were taken with the laces loosely tied. The laces provide adjustability at the "MC" location. Tighten laces to achieve desired fit.

Kids'/Toddler Sizes								WIDE			EXTRA-WIDE		
US/CA/AU	EU	UK	FL	SL				SW	BC	MC**	SW	BC	MC**
5T	20	4T	12.6 cm	13.6 cm				6.0 cm	17.1 cm	18.1 cm	7.0 cm	19.4 cm	20.1 cm
6T	22	5T	13.5 cm	14.5 cm				6.1 cm	17.5 cm	18.5 cm	7.1 cm	19.8 cm	20.5 cm
7T	23	6T	14.3 cm	15.3 cm				6.3 cm	18.0 cm	19.0 cm	7.3 cm	20.3 cm	21.0 cm
8T	24	7T	15.1 cm	16.1 cm				6.5 cm	18.5 cm	19.5 cm	7.5 cm	20.8 cm	21.5 cm
9T	25	8T	16.0 cm	17.0 cm				6.6 cm	19.0 cm	20.0 cm	7.6 cm	21.3 cm	22.0 cm
10T	27	9T	16.8 cm	17.8 cm				6.8 cm	19.4 cm	20.4 cm	7.8 cm	21.7 cm	22.4 cm
11	28	10	17.5 cm	18.5 cm				7.0 cm	19.9 cm	21.0 cm	8.0 cm	22.5 cm	23.5 cm
12	30	11	18.4 cm	19.4 cm				7.2 cm	20.6 cm	21.7 cm	8.2 cm	23.2 cm	24.2 cm
13	31	12	19.2 cm	20.2 cm				7.4 cm	21.2 cm	22.3 cm	8.4 cm	23.8 cm	24.8 cm
1	32	13	20.0 cm	21.0 cm				7.6 cm	21.8 cm	22.9 cm	8.6 cm	24.4 cm	25.4 cm
2	33	1	20.9 cm	21.9 cm				7.8 cm	22.5 cm	23.6 cm	8.8 cm	25.1 cm	26.1 cm
3	34	2	21.7 cm	22.7 cm				8.0 cm	23.1 cm	24.2 cm	9.0 cm	25.7 cm	26.7 cm
4	36	3	22.6 cm	23.6 cm				8.2 cm	23.7 cm	24.8 cm	9.2 cm	26.3 cm	27.3 cm
5	37	4	23.4 cm	24.4 cm				8.5 cm	24.4 cm	25.5 cm	9.5 cm	27.0 cm	28.0 cm
6	38	5	24.3 cm	25.3 cm				8.7 cm	25.0 cm	26.1 cm	9.7 cm	27.6 cm	28.6 cm
7	39	6	25.1 cm	26.1 cm				8.9 cm	25.6 cm	26.7 cm	9.9 cm	28.2 cm	29.2 cm

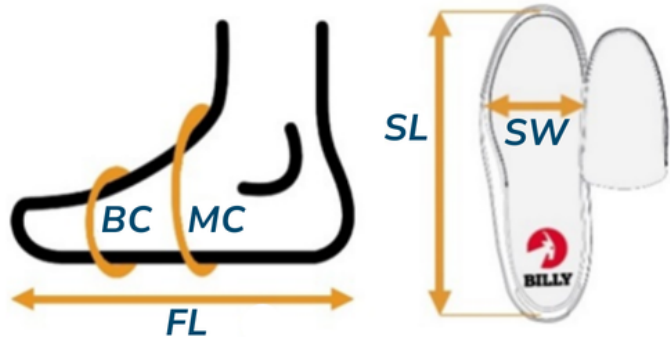


- BILLY Double Zipper (DZ) Zipper configuration with adjustable laces for a custom fit
- Lining is a triple layered warp knit polyester providing durability for increased tear resistance
- Custom shoe last/shape provides additional width and volume in toe box, vamp, quarter, and heel areas
- Two 3mm removable insoles and dense foam wedge insert provide stability and depth adjustability

Revision	Website	Gender	Silhouette	Page
03	billyfootwear.com	Kids'/Toddler	Goat DZ High	37

Kids'/Toddler Goat High

Chart for Kid/Tod **WIDE** (W-width), and **EXTRA-WIDE** (XW-width)



FL	Foot length or orthotic brace length (trusting brace is the same length or longer than foot)
SL	Shoe footbed length measured inside the shoe
SW	Shoe footbed width, measured at location where ball of one's foot would be placed
BC	Ball circumference inside shoe at location where ball of one's foot would be placed*
MC	Mid-foot circumference measured inside the shoe near the ankle*

* Removing the shoe insoles will increase the circumference 0.6cm - 2.0cm depending on the shoe size selected.

** The measurements shown here were taken with the laces loosely tied. The laces provide adjustability at the "MC" location. Tighten laces to achieve desired fit.

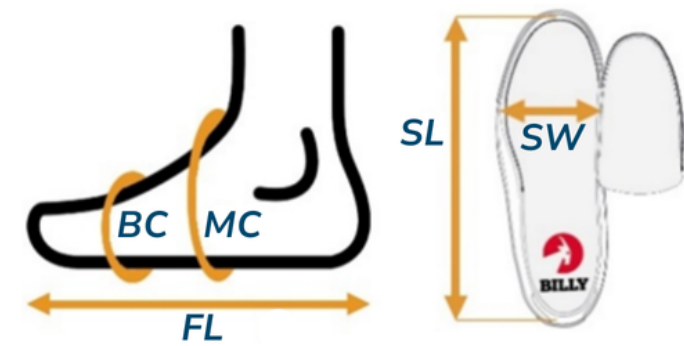
Kids'/Toddler Sizes								WIDE			EXTRA-WIDE		
US/CA/AU	EU	UK	FL	SL				SW	BC	MC**	SW	BC	MC**
5T	20	4T	12.6 cm	13.6 cm				6.0 cm	17.1 cm	18.1 cm	7.0 cm	19.4 cm	20.1 cm
6T	22	5T	13.5 cm	14.5 cm				6.1 cm	17.5 cm	18.5 cm	7.1 cm	19.8 cm	20.5 cm
7T	23	6T	14.3 cm	15.3 cm				6.3 cm	18.0 cm	19.0 cm	7.3 cm	20.3 cm	21.0 cm
8T	24	7T	15.1 cm	16.1 cm				6.5 cm	18.5 cm	19.5 cm	7.5 cm	20.8 cm	21.5 cm
9T	25	8T	16.0 cm	17.0 cm				6.6 cm	19.0 cm	20.0 cm	7.6 cm	21.3 cm	22.0 cm
10T	27	9T	16.8 cm	17.8 cm				6.8 cm	19.4 cm	20.4 cm	7.8 cm	21.7 cm	22.4 cm
11	28	10	17.5 cm	18.5 cm				7.0 cm	19.9 cm	21.0 cm	8.0 cm	22.5 cm	23.5 cm
12	30	11	18.4 cm	19.4 cm				7.2 cm	20.6 cm	21.7 cm	8.2 cm	23.2 cm	24.2 cm
13	31	12	19.2 cm	20.2 cm				7.4 cm	21.2 cm	22.3 cm	8.4 cm	23.8 cm	24.8 cm
1	32	13	20.0 cm	21.0 cm				7.6 cm	21.8 cm	22.9 cm	8.6 cm	24.4 cm	25.4 cm
2	33	1	20.9 cm	21.9 cm				7.8 cm	22.5 cm	23.6 cm	8.8 cm	25.1 cm	26.1 cm
3	34	2	21.7 cm	22.7 cm				8.0 cm	23.1 cm	24.2 cm	9.0 cm	25.7 cm	26.7 cm
4	36	3	22.6 cm	23.6 cm				8.2 cm	23.7 cm	24.8 cm	9.2 cm	26.3 cm	27.3 cm
5	37	4	23.4 cm	24.4 cm				8.5 cm	24.4 cm	25.5 cm	9.5 cm	27.0 cm	28.0 cm
6	38	5	24.3 cm	25.3 cm				8.7 cm	25.0 cm	26.1 cm	9.7 cm	27.6 cm	28.6 cm
7	39	6	25.1 cm	26.1 cm				8.9 cm	25.6 cm	26.7 cm	9.9 cm	28.2 cm	29.2 cm



- BILLY Full Wrap Zipper configuration with adjustable laces for a custom fit
- Lining is a triple layered warp knit polyester providing durability for increased tear resistance
- Custom shoe last/shape provides additional width and volume in toe box, vamp, quarter, and heel areas
- Two 3mm removable insoles and dense foam wedge insert provide stability and depth adjustability

Revision	Website	Gender	Silhouette	Page
03	billyfootwear.com	Kids'/Toddler	Goat High	38

Women's Goat High



Sizing chart for Women's **MEDIUM** (B-width), **WIDE** (D-width), and **EXTRA-WIDE** (3E-width)

FL	Foot length or orthotic brace length (trusting brace is the same length or longer than foot)
SL	Shoe footbed length measured inside the shoe
SW	Shoe footbed width, measured at location where ball of one's foot would be placed
BC	Ball circumference inside shoe at location where ball of one's foot would be placed*
MC	Mid-foot circumference measured inside the shoe near the ankle*

* Removing the shoe insoles will increase the circumference 0.6cm - 3.2cm depending on the shoe size selected.

** The measurements shown here were taken with the laces loosely tied. The laces provide adjustability at the "MC" location. Tighten laces to achieve desired fit.

Women's Sizes			MEDIUM					WIDE			EXTRA-WIDE		
US/CA/AU	EU	UK	FL	SL	SW	BC	MC**	SW	BC	MC**	SW	BC	MC**
6	37	3.5	23.0 cm	23.9 cm	8.0 cm	21.4 cm	25.8 cm	x	x	x	x	x	x
6.5	37-38	4	23.3 cm	24.2 cm	8.1 cm	21.7 cm	26.1 cm	x	x	x	x	x	x
7	38	4.5	23.6 cm	24.5 cm	8.2 cm	22.0 cm	26.4 cm	x	x	x	x	x	x
7.5	38-39	5	23.9 cm	24.8 cm	8.3 cm	22.3 cm	26.7 cm	x	x	x	x	x	x
8	39	5.5	24.2 cm	25.1 cm	8.4 cm	22.6 cm	27.0 cm	x	x	x	x	x	x
8.5	39-40	6	24.5 cm	25.4 cm	8.5 cm	22.9 cm	27.3 cm	x	x	x	x	x	x
9	40	6.5	24.8 cm	25.7 cm	8.6 cm	23.2 cm	27.6 cm	8.6 cm	23.2 cm	27.6 cm	9.2 cm	24.1 cm	28.6 cm
9.5	40-41	7	25.1 cm	26.0 cm	8.7 cm	23.5 cm	27.9 cm	8.7 cm	23.5 cm	27.9 cm	9.4 cm	24.4 cm	28.9 cm
10	41	7.5	25.7 cm	26.7 cm	8.9 cm	23.8 cm	28.2 cm	8.9 cm	23.8 cm	28.2 cm	9.5 cm	24.8 cm	29.2 cm
10.5	41-42	8	26.0 cm	27.0 cm	x	x	x	9.0 cm	24.1 cm	28.6 cm	9.7 cm	25.1 cm	29.5 cm
11	42	8.5	26.3 cm	27.3 cm	9.2 cm	24.4 cm	28.9 cm	9.2 cm	24.4 cm	28.9 cm	9.8 cm	25.4 cm	29.8 cm
11.5	42-43	9	27.0 cm	27.9 cm	x	x	x	9.4 cm	24.7 cm	29.2 cm	10.0 cm	25.7 cm	30.2 cm
12	43	9.5	27.3 cm	28.3 cm	x	x	x	9.5 cm	25.1 cm	29.5 cm	10.2 cm	26.0 cm	30.5 cm
12.5	43-44	10	27.9 cm	28.9 cm	x	x	x	9.7 cm	25.4 cm	29.8 cm	10.3 cm	26.3 cm	30.8 cm
13	44	10.5	28.3 cm	29.2 cm	x	x	x	9.8 cm	25.7 cm	30.1 cm	10.5 cm	26.7 cm	31.1 cm
13.5	44-45	11	28.9 cm	29.8 cm	x	x	x	10.0 cm	26.0 cm	30.8 cm	10.6 cm	27.0 cm	31.8 cm

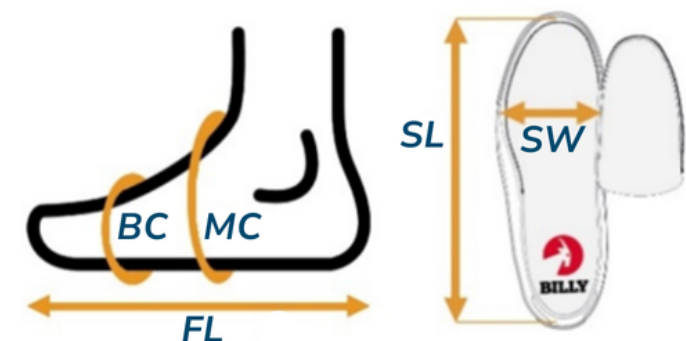
- BILLY Full Wrap Zipper configuration and adjustable laces for a custom fit
- Custom shoe last/shape provides additional width and volume in toe box, vamp, quarter, and heel areas
- Removable multilayer, multi-density insole that aligns, stabilizes, and reduces impact to heel and joints
- Two removable spacer insoles and removable foam wedge insert provide additional depth adjustability



Revision	Website	Gender	Silhouette	Page
03	billyfootwear.com	Women's	Goat High	39

Men's Goat High

Sizing chart for Men's **MEDIUM** (D-width), **WIDE** (3E-width), and **EXTRA-WIDE** (6E-width)



A	Actual foot or brace length
B	Actual shoe footbed length inside the shoe.
C	Actual shoe footbed width at ball of foot
D	Circumference inside shoe at ball of foot*
E	Circumference inside shoe near ankle*

* Removing the shoe insoles will increase the circumference 0.6cm - 3.2cm depending on the shoe size selected.

** The measurements shown here were taken with the laces loosely tied. The laces provide adjustability at the "MC" location. Tighten laces to achieve desired fit.

Men's Sizes			MEDIUM					WIDE			EXTRA-WIDE		
US/CA/AU	EU	UK	A	B	C	D	E**	C	D	E**	C	D	E**
5.5	38-39	5	23.9 cm	24.8 cm	x	x	x	x	x	x	x	x	x
6	39	5.5	24.2 cm	25.1 cm	x	x	x	x	x	x	x	x	x
6.5	39-40	6	24.5 cm	25.4 cm	x	x	x	x	x	x	x	x	x
7	40	6.5	24.8 cm	25.7 cm	8.6 cm	23.2 cm	27.6 cm	9.2 cm	24.1 cm	28.6 cm	10.0 cm	26.4 cm	30.8 cm
7.5	40-41	7	25.1 cm	26.0 cm	8.7 cm	23.5 cm	27.9 cm	9.4 cm	24.4 cm	28.9 cm	10.2 cm	26.7 cm	31.2 cm
8	41	7.5	25.7 cm	26.7 cm	8.9 cm	23.8 cm	28.2 cm	9.5 cm	24.8 cm	29.2 cm	10.4 cm	27.0 cm	31.5 cm
8.5	41-42	8	26.0 cm	27.0 cm	9.0 cm	24.1 cm	28.6 cm	9.7 cm	25.1 cm	29.5 cm	10.5 cm	27.3 cm	31.8 cm
9	42	8.5	26.3 cm	27.3 cm	9.2 cm	24.4 cm	28.9 cm	9.8 cm	25.4 cm	29.8 cm	10.7 cm	27.7 cm	32.1 cm
9.5	42-43	9	27.0 cm	27.9 cm	9.4 cm	24.7 cm	29.2 cm	10.0 cm	25.7 cm	30.2 cm	10.8 cm	28.0 cm	32.4 cm
10	43	9.5	27.3 cm	28.3 cm	9.5 cm	25.1 cm	29.5 cm	10.2 cm	26.0 cm	30.5 cm	11.0 cm	28.3 cm	32.8 cm
10.5	43-44	10	27.9 cm	28.9 cm	9.7 cm	25.4 cm	29.8 cm	10.3 cm	26.3 cm	30.8 cm	11.2 cm	28.6 cm	33.1 cm
11	44	10.5	28.3 cm	29.2 cm	9.8 cm	25.7 cm	30.1 cm	10.5 cm	26.7 cm	31.1 cm	11.3 cm	28.9 cm	33.4 cm
11.5	44-45	11	28.9 cm	29.8 cm	10.0 cm	26.0 cm	30.8 cm	10.6 cm	27.0 cm	31.8 cm	11.5 cm	29.3 cm	33.7 cm
12	45	11.5	29.2 cm	30.2 cm	10.2 cm	26.3 cm	31.4 cm	10.8 cm	27.3 cm	32.4 cm	11.6 cm	29.6 cm	34.0 cm
13	46	12.5	29.8 cm	30.8 cm	10.5 cm	27.0 cm	32.1 cm	11.1 cm	27.9 cm	33.0 cm	11.9 cm	30.2 cm	34.7 cm
14	47	13.5	30.5 cm	31.4 cm	10.8 cm	27.6 cm	33.0 cm	11.4 cm	28.6 cm	34.0 cm	12.3 cm	30.8 cm	35.4 cm

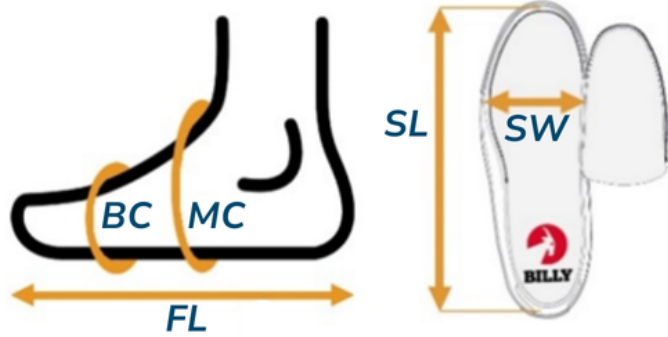
- BILLY Full Wrap Zipper configuration and adjustable laces for a custom fit
- Custom shoe last/shape provides additional width and volume in toe box, vamp, quarter, and heel areas
- Removable multilayer, multi-density insole that aligns, stabilizes, and reduces impact to heel and joints
- Two removable spacer insoles and removable foam wedge insert provide additional depth adjustability

Revision	Website	Gender	Silhouette	Page
03	billyfootwear.com	Men's	Goat High	40



Kids'/Toddler Goat Hoop

Chart for Kid/Tod **WIDE** (W-width), and **EXTRA-WIDE** (XW-width)



FL	Foot length or orthotic brace length (trusting brace is the same length or longer than foot)
SL	Shoe footbed length measured inside the shoe
SW	Shoe footbed width, measured at location where ball of one's foot would be placed
BC	Ball circumference inside shoe at location where ball of one's foot would be placed*
MC	Mid-foot circumference measured inside the shoe near the ankle*

* Removing the shoe insoles will increase the circumference 0.6cm - 2.0cm depending on the shoe size selected.
 ** The measurements shown here were taken with the laces loosely tied. The laces provide adjustability at the "MC" location. Tighten laces to achieve desired fit.

Kids'/Toddler Sizes								WIDE			EXTRA-WIDE		
US/CA/AU	EU	UK	FL	SL				SW	BC	MC**	SW	BC	MC**
5T	20	4T	12.6 cm	13.6 cm				6.0 cm	17.1 cm	18.1 cm	7.0 cm	19.4 cm	20.1 cm
6T	22	5T	13.5 cm	14.5 cm				6.1 cm	17.5 cm	18.5 cm	7.1 cm	19.8 cm	20.5 cm
7T	23	6T	14.3 cm	15.3 cm				6.3 cm	18.0 cm	19.0 cm	7.3 cm	20.3 cm	21.0 cm
8T	24	7T	15.1 cm	16.1 cm				6.5 cm	18.5 cm	19.5 cm	7.5 cm	20.8 cm	21.5 cm
9T	25	8T	16.0 cm	17.0 cm				6.6 cm	19.0 cm	20.0 cm	7.6 cm	21.3 cm	22.0 cm
10T	27	9T	16.8 cm	17.8 cm				6.8 cm	19.4 cm	20.4 cm	7.8 cm	21.7 cm	22.4 cm
11	28	10	17.5 cm	18.5 cm				7.0 cm	19.9 cm	21.0 cm	8.0 cm	22.5 cm	23.5 cm
12	30	11	18.4 cm	19.4 cm				7.2 cm	20.6 cm	21.7 cm	8.2 cm	23.2 cm	24.2 cm
13	31	12	19.2 cm	20.2 cm				7.4 cm	21.2 cm	22.3 cm	8.4 cm	23.8 cm	24.8 cm
1	32	13	20.0 cm	21.0 cm				7.6 cm	21.8 cm	22.9 cm	8.6 cm	24.4 cm	25.4 cm
2	33	1	20.9 cm	21.9 cm				7.8 cm	22.5 cm	23.6 cm	8.8 cm	25.1 cm	26.1 cm
3	34	2	21.7 cm	22.7 cm				8.0 cm	23.1 cm	24.2 cm	9.0 cm	25.7 cm	26.7 cm
4	36	3	22.6 cm	23.6 cm				8.2 cm	23.7 cm	24.8 cm	9.2 cm	26.3 cm	27.3 cm
5	37	4	23.4 cm	24.4 cm				8.5 cm	24.4 cm	25.5 cm	9.5 cm	27.0 cm	28.0 cm
6	38	5	24.3 cm	25.3 cm				8.7 cm	25.0 cm	26.1 cm	9.7 cm	27.6 cm	28.6 cm
7	39	6	25.1 cm	26.1 cm				8.9 cm	25.6 cm	26.7 cm	9.9 cm	28.2 cm	29.2 cm



- BILLY Short Wrap Zipper configuration with adjustable laces for a custom fit
- Lining is a triple layered warp knit polyester providing durability for increased tear resistance
- Custom shoe last/shape provides additional width and volume in toe box, vamp, quarter, and heel areas
- Two 3mm removable insoles and dense foam wedge insert provide stability and depth adjustability

Revision	Website	Gender	Silhouette	Page
03	billyfootwear.com	Kids'/Toddler	Goat Hoop	41

Kids'/Toddler Goat

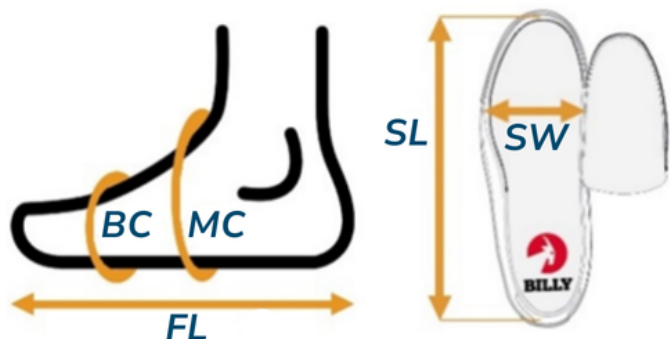


Chart for Kid/Tod WIDE (W-width), and EXTRA-WIDE (XW-width)	
FL	Foot length or orthotic brace length (trusting brace is the same length or longer than foot)
SL	Shoe footbed length measured inside the shoe
SW	Shoe footbed width, measured at location where ball of one's foot would be placed
BC	Ball circumference inside shoe at location where ball of one's foot would be placed*
MC	Mid-foot circumference measured inside the shoe near the ankle*

* Removing the shoe insoles will increase the circumference 0.6cm - 2.0cm depending on the shoe size selected.

** The measurements shown here were taken with the laces loosely tied. The laces provide adjustability at the "MC" location. Tighten laces to achieve desired fit.

Kids'/Toddler Sizes								WIDE			EXTRA-WIDE		
US/CA/AU	EU	UK	FL	SL				SW	BC	MC**	SW	BC	MC**
5T	20	4T	12.6 cm	13.6 cm				6.0 cm	17.1 cm	18.1 cm	7.0 cm	19.4 cm	20.1 cm
6T	22	5T	13.5 cm	14.5 cm				6.1 cm	17.5 cm	18.5 cm	7.1 cm	19.8 cm	20.5 cm
7T	23	6T	14.3 cm	15.3 cm				6.3 cm	18.0 cm	19.0 cm	7.3 cm	20.3 cm	21.0 cm
8T	24	7T	15.1 cm	16.1 cm				6.5 cm	18.5 cm	19.5 cm	7.5 cm	20.8 cm	21.5 cm
9T	25	8T	16.0 cm	17.0 cm				6.6 cm	19.0 cm	20.0 cm	7.6 cm	21.3 cm	22.0 cm
10T	27	9T	16.8 cm	17.8 cm				6.8 cm	19.4 cm	20.4 cm	7.8 cm	21.7 cm	22.4 cm
11	28	10	17.5 cm	18.5 cm				7.0 cm	19.9 cm	21.0 cm	8.0 cm	22.5 cm	23.5 cm
12	30	11	18.4 cm	19.4 cm				7.2 cm	20.6 cm	21.7 cm	8.2 cm	23.2 cm	24.2 cm
13	31	12	19.2 cm	20.2 cm				7.4 cm	21.2 cm	22.3 cm	8.4 cm	23.8 cm	24.8 cm
1	32	13	20.0 cm	21.0 cm				7.6 cm	21.8 cm	22.9 cm	8.6 cm	24.4 cm	25.4 cm
2	33	1	20.9 cm	21.9 cm				7.8 cm	22.5 cm	23.6 cm	8.8 cm	25.1 cm	26.1 cm
3	34	2	21.7 cm	22.7 cm				8.0 cm	23.1 cm	24.2 cm	9.0 cm	25.7 cm	26.7 cm
4	36	3	22.6 cm	23.6 cm				8.2 cm	23.7 cm	24.8 cm	9.2 cm	26.3 cm	27.3 cm
5	37	4	23.4 cm	24.4 cm				8.5 cm	24.4 cm	25.5 cm	9.5 cm	27.0 cm	28.0 cm
6	38	5	24.3 cm	25.3 cm				8.7 cm	25.0 cm	26.1 cm	9.7 cm	27.6 cm	28.6 cm
7	39	6	25.1 cm	26.1 cm				8.9 cm	25.6 cm	26.7 cm	9.9 cm	28.2 cm	29.2 cm

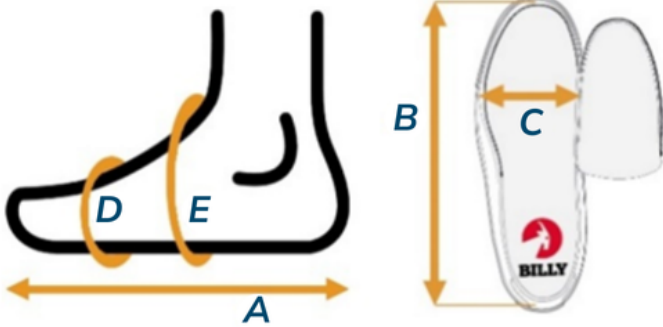
- BILLY Short Wrap Zipper configuration with adjustable laces for a custom fit
- Lining is a triple layered warp knit polyester providing durability for increased tear resistance
- Custom shoe last/shape provides additional width and volume in toe box, vamp, quarter, and heel areas
- Two 3mm removable insoles and dense foam wedge insert provide stability and depth adjustability

Revision	Website	Gender	Silhouette	Page
03	billyfootwear.com	Kids'/Toddler	Goat	42



Men's Goat

Sizing chart for Men's **MEDIUM** (D-width), **WIDE** (3E-width), and **EXTRA-WIDE** (6E-width)



FL	Foot length or orthotic brace length (trusting brace is the same length or longer than foot)
SL	Shoe footbed length measured inside the shoe
SW	Shoe footbed width, measured at location where ball of one's foot would be placed
BC	Ball circumference inside shoe at location where ball of one's foot would be placed*
MC	Mid-foot circumference measured inside the shoe near the ankle*

* Removing the shoe insoles will increase the circumference 0.6cm - 3.2cm depending on the shoe size selected.
 ** The measurements shown here were taken with the laces loosely tied. The laces provide adjustability at the "MC" location. Tighten laces to achieve desired fit.

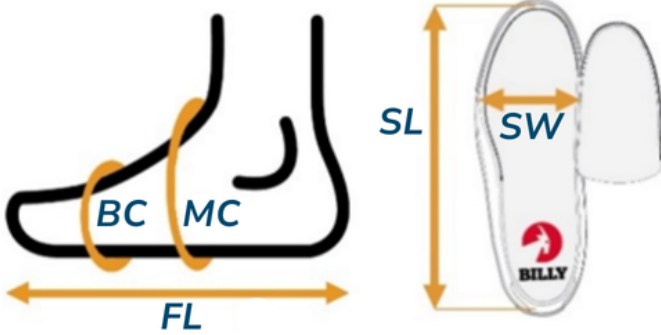
Men's Sizes			MEDIUM					WIDE			EXTRA-WIDE		
US/CA/AU	EU	UK	FL	SL	SW	BC	MC**	SW	BC	MC**	SW	BC	MC**
7	40	6.5	24.8 cm	25.7 cm	8.6 cm	22.9 cm	27.3 cm	9.2 cm	24.1 cm	28.6 cm	9.8 cm	25.4 cm	29.8 cm
7.5	40-41	7	25.1 cm	26.0 cm	8.7 cm	23.2 cm	27.6 cm	9.4 cm	24.4 cm	28.9 cm	10.0 cm	25.7 cm	30.2 cm
8	41	7.5	25.7 cm	26.7 cm	8.9 cm	23.5 cm	27.9 cm	9.5 cm	24.8 cm	29.2 cm	10.2 cm	26.0 cm	30.5 cm
8.5	41-42	8	26.0 cm	27.0 cm	9.0 cm	23.8 cm	28.3 cm	9.7 cm	25.1 cm	29.5 cm	10.3 cm	26.3 cm	30.8 cm
9	42	8.5	26.3 cm	27.3 cm	9.2 cm	24.1 cm	28.6 cm	9.8 cm	25.4 cm	29.8 cm	10.5 cm	26.7 cm	31.1 cm
9.5	42-43	9	27.0 cm	27.9 cm	9.4 cm	24.4 cm	28.9 cm	10.0 cm	25.7 cm	30.2 cm	10.6 cm	27.0 cm	31.4 cm
10	43	9.5	27.3 cm	28.3 cm	9.5 cm	24.8 cm	29.2 cm	10.2 cm	26.0 cm	30.5 cm	10.8 cm	27.3 cm	31.8 cm
10.5	43-44	10	27.9 cm	28.9 cm	9.7 cm	25.1 cm	29.5 cm	10.3 cm	26.3 cm	30.8 cm	11.0 cm	27.6 cm	32.1 cm
11	44	10.5	28.3 cm	29.2 cm	9.8 cm	25.4 cm	29.8 cm	10.5 cm	26.7 cm	31.1 cm	11.1 cm	27.9 cm	32.4 cm
11.5	44-45	11	28.9 cm	29.8 cm	10.0 cm	25.7 cm	30.5 cm	10.6 cm	27.0 cm	31.8 cm	11.3 cm	28.3 cm	32.7 cm
12	45	11.5	29.2 cm	30.2 cm	10.2 cm	26.0 cm	31.1 cm	10.8 cm	27.3 cm	32.4 cm	11.4 cm	28.6 cm	33.0 cm
13	46	12.5	29.8 cm	30.8 cm	10.5 cm	26.7 cm	31.8 cm	11.1 cm	27.9 cm	33.0 cm	11.7 cm	29.2 cm	33.7 cm
14	47	13.5	30.5 cm	31.4 cm	10.8 cm	27.3 cm	32.7 cm	11.4 cm	28.6 cm	34.0 cm	12.1 cm	29.8 cm	34.4 cm



- BILLY Short Wrap Zipper configuration and adjustable laces for a custom fit
- Custom shoe last/shape provides additional width and volume in toe box, vamp, quarter, and heel areas
- Removable multilayer, multi-density insole that aligns, stabilizes, and reduces impact to heel and joints
- Two removable spacer insoles and removable foam wedge insert provide additional depth adjustability

Kids'/Toddler Ice Boot

Sizing chart for Kid/Tod **MEDIUM** (M-width)



FL	Foot length or orthotic brace length (trusting brace is the same length or longer than foot)
SL	Shoe footbed length measured inside the shoe
SW	Shoe footbed width, measured at location where ball of one's foot would be placed
BC	Ball circumference inside shoe at location where ball of one's foot would be placed*
MC	Mid-foot circumference measured inside the shoe near the ankle*

* Removing the shoe insoles will increase the circumference 0.6cm - 1.3cm depending on the shoe size selected.
 ** The measurements shown here were taken with the laces loosely tied. The laces provide adjustability at the "MC" location. Tighten laces to achieve desired fit.

Kids'/Toddler Sizes			MEDIUM									
US/CA/AU	EU	UK	FL	SL	SW	BC	MC**					
5T	20	4T	12.2 cm	13.3 cm	5.7 cm	15.2 cm	18.4 cm					
6T	22	5T	13.2 cm	14.3 cm	6.0 cm	15.9 cm	19.4 cm					
7T	23	6T	14.1 cm	15.2 cm	6.0 cm	16.5 cm	20.3 cm					
8T	24	7T	14.8 cm	15.9 cm	6.4 cm	17.1 cm	21.0 cm					
9T	25	8T	15.7 cm	16.8 cm	6.7 cm	17.8 cm	21.6 cm					
10T	27	9T	16.7 cm	17.8 cm	6.7 cm	18.4 cm	22.2 cm					
11	28	10	17.5 cm	18.4 cm	6.8 cm	19.1 cm	22.5 cm					
12	30	11	18.4 cm	19.4 cm	7.0 cm	19.4 cm	23.2 cm					
13	31	12	19.2 cm	20.3 cm	7.3 cm	19.7 cm	23.8 cm					
1	32	13	20.2 cm	21.3 cm	7.5 cm	20.3 cm	24.4 cm					
2	33	1	21.0 cm	21.9 cm	7.6 cm	21.0 cm	25.1 cm					
3	34	2	21.7 cm	22.9 cm	7.8 cm	21.6 cm	25.7 cm					
4	36	3	22.7 cm	23.8 cm	7.9 cm	21.9 cm	26.7 cm					
5	37	4	23.5 cm	24.4 cm	8.3 cm	22.5 cm	27.3 cm					
6	38	5	24.3 cm	25.4 cm	8.6 cm	23.2 cm	27.9 cm					
7	39	6	25.1 cm	26.4 cm	8.9 cm	23.8 cm	28.5 cm					



- BILLY Short-Wrap zipper configuration
- Adjustable laces for custom fit
- Two 3mm removable insoles allow for depth adjustability
- Nylon upper with faux shearling lining. Waterproof rubber outsole.

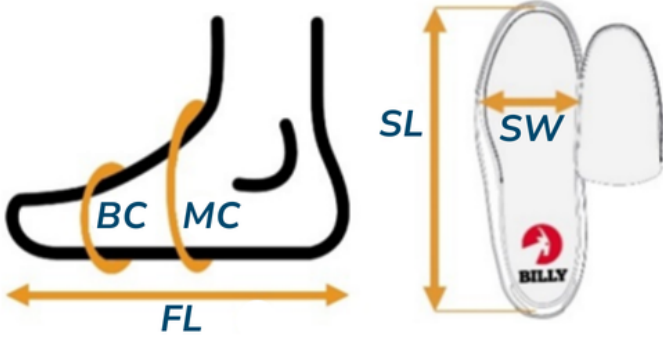
Revision	Website	Gender	Silhouette	Page
03	billyfootwear.com	Kids'/Toddler	Ice Boot	44

Kids'/Toddler Ice Boot

Sizing chart for Kid/Tod **WIDE** (W-width)

FL	Foot length or orthotic brace length (trusting brace is the same length or longer than foot)
SL	Shoe footbed length measured inside the shoe
SW	Shoe footbed width, measured at location where ball of one's foot would be placed
BC	Ball circumference inside shoe at location where ball of one's foot would be placed*
MC	Mid-foot circumference measured inside the shoe near the ankle*

* Removing the shoe insoles will increase the circumference 0.6cm - 2.5cm depending on the shoe size selected.
 ** The measurements shown here were taken with the laces loosely tied. The laces provide adjustability at the "MC" location. Tighten laces to achieve desired fit.



Kids'/Toddler Sizes

WIDE

US/CA/AU	EU	UK	FL	SL				SW	BC	MC**			
5T	20	4T	12.2 cm	13.3 cm				6.0 cm	15.9 cm	19.7 cm			
6T	22	5T	13.2 cm	14.3 cm				6.4 cm	16.5 cm	20.3 cm			
7T	23	6T	14.1 cm	15.2 cm				6.7 cm	17.1 cm	21.0 cm			
8T	24	7T	14.8 cm	15.9 cm				6.8 cm	17.8 cm	21.6 cm			
9T	25	8T	15.7 cm	16.8 cm				7.0 cm	18.4 cm	22.2 cm			
10T	27	9T	16.7 cm	17.8 cm				7.3 cm	19.1 cm	22.9 cm			
11	28	10	17.5 cm	18.4 cm				7.5 cm	19.4 cm	23.5 cm			
12	30	11	18.4 cm	19.4 cm				7.6 cm	19.7 cm	24.1 cm			
13	31	12	19.2 cm	20.3 cm				7.8 cm	20.0 cm	24.8 cm			
1	32	13	20.2 cm	21.3 cm				7.9 cm	20.6 cm	25.4 cm			
2	33	1	21.0 cm	21.9 cm				8.1 cm	21.3 cm	26.0 cm			
3	34	2	21.7 cm	22.9 cm				8.3 cm	21.9 cm	26.7 cm			
4	36	3	22.7 cm	23.8 cm				8.4 cm	22.2 cm	27.3 cm			
5	37	4	23.5 cm	24.4 cm				8.6 cm	22.9 cm	27.9 cm			
6	38	5	24.3 cm	25.4 cm				8.9 cm	23.5 cm	28.6 cm			
7	39	6	25.1 cm	26.4 cm				9.2 cm	24.1 cm	29.2 cm			



- BILLY Short Wrap Zipper configuration with adjustable laces for a custom fit
- Faux shearling/velvet lining with Thinsulate™ insulation for enhanced thermal comfort. Waterproof rubber bootie.
- One 6mm removable foam insole with polar fleece lining
- Two additional removable spacer insoles for extra depth adjustability

Revision

Website

Gender

Silhouette

Page

03

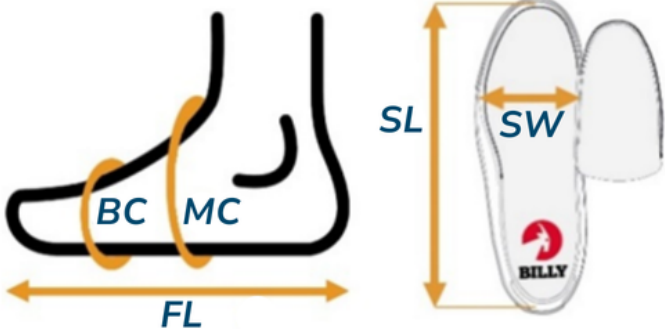
billyfootwear.com

Kids'/Toddler

Ice Boot

45

Kids' Sport Inclusion DZ1



Sizing chart for Kid/Tod **MEDIUM** (M-width) and **WIDE** (W-width)

FL	Foot length or orthotic brace length (trusting brace is the same length or longer than foot)
SL	Shoe footbed length measured inside the shoe
SW	Shoe footbed width, measured at location where ball of one's foot would be placed
BC	Ball circumference inside shoe at location where ball of one's foot would be placed*
MC	Mid-foot circumference measured inside the shoe near the ankle*

* Removing the shoe insoles will increase the circumference 1.3cm - 1.5cm depending on the shoe size selected.
 ** The measurements shown here were taken with the laces loosely tied. The laces provide adjustability at the "MC" location. Tighten laces to achieve desired fit.

Kids' Sizes			MEDIUM					WIDE					
US/CA/AU	EU	UK	FL	SL	SW	BC	MC**	SW	BC	MC**			
10T	27	9T	16.8 cm	17.8 cm	6.6 cm	18.5 cm	19.7 cm	7.3 cm	20.2 cm	21.3 cm			
11	28	10	17.5 cm	18.5 cm	6.8 cm	19.2 cm	20.4 cm	7.5 cm	20.9 cm	22.0 cm			
12	30	11	18.4 cm	19.4 cm	7.0 cm	19.9 cm	21.1 cm	7.7 cm	21.6 cm	22.7 cm			
13	31	12	19.2 cm	20.2 cm	7.2 cm	20.5 cm	21.7 cm	7.9 cm	22.2 cm	23.3 cm			
1	32	13	20.0 cm	21.0 cm	7.4 cm	21.1 cm	22.3 cm	8.1 cm	22.8 cm	23.9 cm			
2	33	1	20.9 cm	21.9 cm	7.6 cm	21.8 cm	23.0 cm	8.3 cm	23.5 cm	24.6 cm			
3	34	2	21.7 cm	22.7 cm	7.8 cm	22.4 cm	23.6 cm	8.5 cm	24.1 cm	25.2 cm			
4	36	3	22.6 cm	23.6 cm	8.0 cm	23.0 cm	24.2 cm	8.7 cm	24.7 cm	25.8 cm			
5	37	4	23.4 cm	24.4 cm	8.3 cm	23.7 cm	24.9cm	9.0 cm	25.4 cm	26.5 cm			
6	38	5	24.3 cm	25.3 cm	8.5 cm	24.3 cm	25.5 cm	9.2 cm	26.0 cm	27.1 cm			
7	39	6	25.1 cm	26.1 cm	8.7 cm	24.9 cm	26.1 cm	9.4 cm	26.6 cm	27.7 cm			



- BILLY Double Zipper (DZ) configuration with adjustable laces for a custom fit
- Breathable mesh upper with a padded collar and tongue for comfort
- Remvable utilayer, multi-density insole that aligns, stabilizes, and reduces impact to heel and joints
- Contoured heel cup with additional padding may help reduce heel-related pain

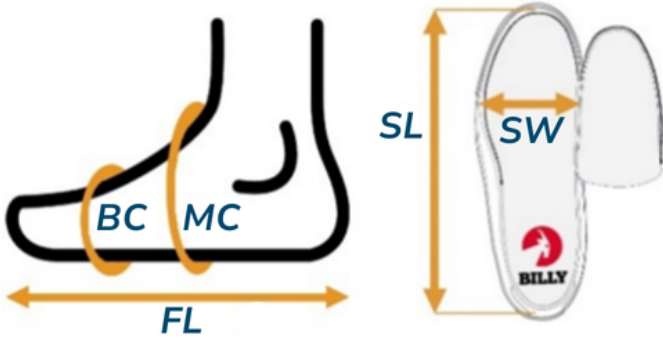
Women's Sport Inclusion DZ1

Sizing chart for Women's **MEDIUM** (B-width), **WIDE** (D-width), and **EXTRA-WIDE** (3E-width)

FL	Foot length or orthotic brace length (trusting brace is the same length or longer than foot)
SL	Shoe footbed length measured inside the shoe
SW	Shoe footbed width, measured at location where ball of one's foot would be placed
BC	Ball circumference inside shoe at location where ball of one's foot would be placed*
MC	Mid-foot circumference measured inside the shoe near the ankle*

* Removing the shoe insoles will increase the circumference 0.6cm - 2.6cm depending on the shoe size selected.

** The measurements shown here were taken with the laces loosely tied. The laces provide adjustability at the "MC" location. Tighten laces to achieve desired fit.



Women's Sizes			MEDIUM					WIDE			EXTRA-WIDE		
US/CA/AU	EU	UK	FL	SL	SW	BC	MC**	SW	BC	MC**	SW	BC	MC**
6	36-37	4	23.2 cm	24.1 cm	7.6 cm	20.3 cm	25.4 cm	8.0 cm	21.0 cm	26.0 cm	8.3 cm	21.9 cm	27.9 cm
6.5	37	4.5	23.5 cm	24.4 cm	7.8 cm	20.6 cm	26.0 cm	8.2 cm	21.3 cm	26.7 cm	8.5 cm	22.2 cm	28.6 cm
7	37-38	5	23.8 cm	24.8 cm	7.9 cm	21.0 cm	26.7 cm	8.3 cm	21.6 cm	27.3 cm	8.7 cm	22.5 cm	29.2 cm
7.5	38	5.5	24.4 cm	25.4 cm	8.1 cm	21.3 cm	27.3 cm	8.5 cm	21.9 cm	27.9 cm	8.8 cm	22.9 cm	29.8 cm
8	38-39	6	24.8 cm	25.7 cm	8.3 cm	21.6 cm	27.9 cm	8.7 cm	22.2 cm	28.6 cm	9.0 cm	23.2 cm	30.5 cm
8.5	39	6.5	25.4 cm	26.4 cm	8.4 cm	21.9 cm	28.6 cm	8.8 cm	22.5 cm	29.2 cm	9.1 cm	23.5 cm	31.1 cm
9	39-40	7	25.7 cm	26.7 cm	8.6 cm	22.2 cm	29.2 cm	9.0 cm	22.9 cm	29.8 cm	9.3 cm	23.8 cm	31.8 cm
9.5	40	7.5	26.0 cm	27.0 cm	8.7 cm	22.5 cm	29.8 cm	9.1 cm	23.2 cm	30.5 cm	9.4 cm	24.1 cm	32.4 cm
10	40-41	8	26.4 cm	27.3 cm	8.9 cm	22.9 cm	30.5 cm	9.3 cm	23.5 cm	31.1 cm	9.6 cm	24.4 cm	33.0 cm
11	41-42	9	27.3 cm	28.3 cm	9.2 cm	23.5 cm	31.8 cm	9.6 cm	24.1 cm	32.4 cm	9.8 cm	25.1 cm	34.3 cm

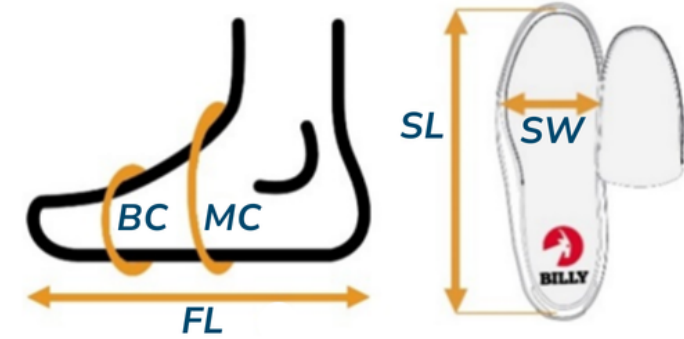


- BILLY Double Zipper (DZ) configuration with adjustable laces for a custom fit
- Breathable mesh upper with a padded collar and tongue for comfort
- Removable multilayer, multi-density insole that aligns, stabilizes, and reduces impact to heel and joints
- Two additional removable spacer insoles for extra depth adjustability

Revision	Website	Gender	Silhouette	Page
03	billyfootwear.com	Women's	Sport Inclusion DZ1	47

Men's Sport Inclusion DZ1

Sizing chart for Men's **MEDIUM** (D-width), **WIDE** (3E-width), and **EXTRA-WIDE** (6E-width)



FL	Foot length or orthotic brace length (trusting brace is the same length or longer than foot)
SL	Shoe footbed length measured inside the shoe
SW	Shoe footbed width, measured at location where ball of one's foot would be placed
BC	Ball circumference inside shoe at location where ball of one's foot would be placed*
MC	Mid-foot circumference measured inside the shoe near the ankle*

* Removing the shoe insoles will increase the circumference 0.6cm - 2.6cm depending on the shoe size selected.

** The measurements shown here were taken with the laces loosely tied. The laces provide adjustability at the "MC" location. Tighten laces to achieve desired fit.

Men's Sizes			MEDIUM					WIDE			EXTRA-WIDE		
US/CA/AU	EU	UK	FL	SL	SW	BC	MC**	SW	BC	MC**	SW	BC	MC**
7	40	6.5	24.8 cm	25.7 cm	8.6 cm	22.9 cm	27.3 cm	9.2 cm	24.1 cm	28.6 cm	9.8 cm	25.4 cm	29.8 cm
7.5	40-41	7	25.1 cm	26.0 cm	8.7 cm	23.2 cm	27.6 cm	9.4 cm	24.4 cm	28.9 cm	10.0 cm	25.7 cm	30.2 cm
8	41	7.5	25.7 cm	26.7 cm	8.9 cm	23.5 cm	27.9 cm	9.5 cm	24.8 cm	29.2 cm	10.2 cm	26.0 cm	30.5 cm
8.5	41-42	8	26.0 cm	27.0 cm	9.0 cm	23.8 cm	28.3 cm	9.7 cm	25.1 cm	29.5 cm	10.3 cm	26.3 cm	30.8 cm
9	42	8.5	26.3 cm	27.3 cm	9.2 cm	24.1 cm	28.6 cm	9.8 cm	25.4 cm	29.8 cm	10.5 cm	26.7 cm	31.1 cm
9.5	42-43	9	27.0 cm	27.9 cm	9.4 cm	24.4 cm	28.9 cm	10.0 cm	25.7 cm	30.2 cm	10.6 cm	27.0 cm	31.4 cm
10	43	9.5	27.3 cm	28.3 cm	9.5 cm	24.8 cm	29.2 cm	10.2 cm	26.0 cm	30.5 cm	10.8 cm	27.3 cm	31.8 cm
10.5	43-44	10	27.9 cm	28.9 cm	9.7 cm	25.1 cm	29.5 cm	10.3 cm	26.3 cm	30.8 cm	11.0 cm	27.6 cm	32.1 cm
11	44	10.5	28.3 cm	29.2 cm	9.8 cm	25.4 cm	29.8 cm	10.5 cm	26.7 cm	31.1 cm	11.1 cm	27.9 cm	32.4 cm
11.5	44-45	11	28.9 cm	29.8 cm	10.0 cm	25.7 cm	30.5 cm	10.6 cm	27.0 cm	31.8 cm	11.3 cm	28.3 cm	32.7 cm
12	45	11.5	29.2 cm	30.2 cm	10.2 cm	26.0 cm	31.1 cm	10.8 cm	27.3 cm	32.4 cm	11.4 cm	28.6 cm	33.0 cm
13	46	12.5	29.8 cm	30.8 cm	10.5 cm	26.7 cm	31.8 cm	11.1 cm	27.9 cm	33.0 cm	11.7 cm	29.2 cm	33.7 cm
14	47	13.5	30.5 cm	31.4 cm	10.8 cm	27.3 cm	32.7 cm	11.4 cm	28.6 cm	34.0 cm	12.1 cm	29.8 cm	34.4 cm

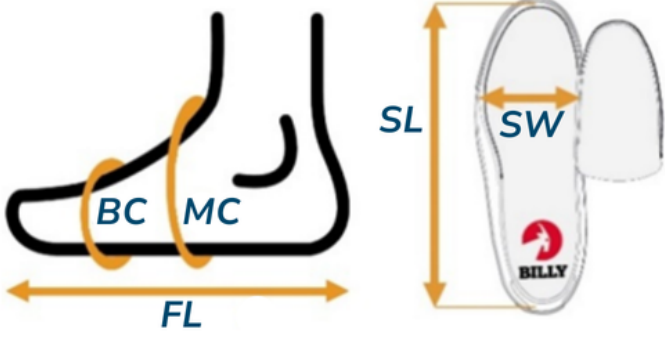
- BILLY Double Zipper (DZ) configuration with adjustable laces for a custom fit
- Breathable mesh upper with a padded collar and tongue for comfort
- Removable multilayer, multi-density insole that aligns, stabilizes, and reduces impact to heel and joints
- Two additional removable spacer insoles for extra depth adjustability

Revision	Website	Gender	Silhouette	Page
03	billyfootwear.com	Men's	Sport Inclusion DZ1	48



Kids' Sport Inclusion

Sizing chart for Kid/Tod **MEDIUM** (M-width) and **WIDE** (W-width)



FL	Foot length or orthotic brace length (trusting brace is the same length or longer than foot)
SL	Shoe footbed length measured inside the shoe
SW	Shoe footbed width, measured at location where ball of one's foot would be placed
BC	Ball circumference inside shoe at location where ball of one's foot would be placed*
MC	Mid-foot circumference measured inside the shoe near the ankle*

* Removing the shoe insoles will increase the circumference 0.6cm - 1.2cm depending on the shoe size selected.
 ** The measurements shown here were taken with the laces loosely tied. The laces provide adjustability at the "MC" location. Tighten laces to achieve desired fit.

Kids' Sizes			MEDIUM					WIDE				
US/CA/AU	EU	UK	FL	SL	SW	BC	MC**	SW	BC	MC**		
10T	27	9T	16.8 cm	17.8 cm	6.6 cm	18.5 cm	19.7 cm	7.3 cm	20.2 cm	21.3 cm		
11	28	10	17.5 cm	18.5 cm	6.8 cm	19.2 cm	20.4 cm	7.5 cm	20.9 cm	22.0 cm		
12	30	11	18.4 cm	19.4 cm	7.0 cm	19.9 cm	21.1 cm	7.7 cm	21.6 cm	22.7 cm		
13	31	12	19.2 cm	20.2 cm	7.2 cm	20.5 cm	21.7 cm	7.9 cm	22.2 cm	23.3 cm		
1	32	13	20.0 cm	21.0 cm	7.4 cm	21.1 cm	22.3 cm	8.1 cm	22.8 cm	23.9 cm		
2	33	1	20.9 cm	21.9 cm	7.6 cm	21.8 cm	23.0 cm	8.3 cm	23.5 cm	24.6 cm		
3	34	2	21.7 cm	22.7 cm	7.8 cm	22.4 cm	23.6 cm	8.5 cm	24.1 cm	25.2 cm		
4	36	3	22.6 cm	23.6 cm	8.0 cm	23.0 cm	24.2 cm	8.7 cm	24.7 cm	25.8 cm		
5	37	4	23.4 cm	24.4 cm	8.3 cm	23.7 cm	24.9cm	9.0 cm	25.4 cm	26.5 cm		
6	38	5	24.3 cm	25.3 cm	8.5 cm	24.3 cm	25.5 cm	9.2 cm	26.0 cm	27.1 cm		
7	39	6	25.1 cm	26.1 cm	8.7 cm	24.9 cm	26.1 cm	9.4 cm	26.6 cm	27.7 cm		

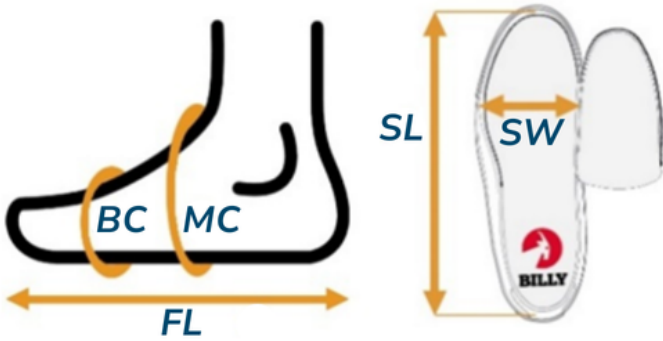


- BILLY Short Wrap Zipper configuration
- Adjustable laces for a custom fit
- Breathable mesh upper with a padded collar and tongue for comfort
- Two 3mm removable insoles allow for depth adjustability

Women's Sport Inclusion

Sizing chart for Women's MEDIUM (B-width) and WIDE (D-width)	
FL	Foot length or orthotic brace length (trusting brace is the same length or longer than foot)
SL	Shoe footbed length measured inside the shoe
SW	Shoe footbed width, measured at location where ball of one's foot would be placed
BC	Ball circumference inside shoe at location where ball of one's foot would be placed*
MC	Mid-foot circumference measured inside the shoe near the ankle*

* Removing the shoe insoles will increase the circumference 1.0cm - 1.2cm depending on the shoe size selected.
 ** The measurements shown here were taken with the laces loosely tied. The laces provide adjustability at the "MC" location. Tighten laces to achieve desired fit.

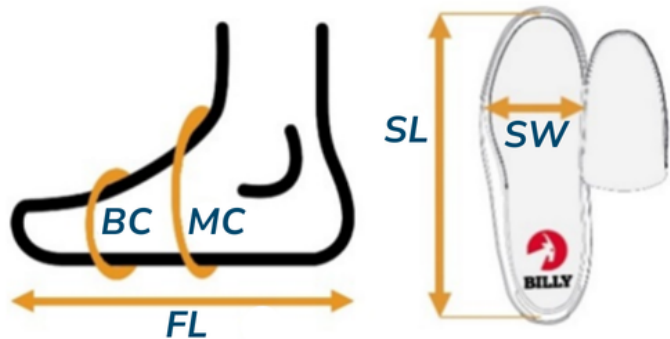


Women's Sizes			MEDIUM					WIDE					
US/CA/AU	EU	UK	FL	SL	SW	BC	MC**	SW	BC	MC**			
6	36-37	4	23.2 cm	24.1 cm	7.6 cm	20.3 cm	25.4 cm	8.0 cm	21.0 cm	26.0 cm			
6.5	37	4.5	23.5 cm	24.4 cm	7.8 cm	20.6 cm	26.0 cm	8.2 cm	21.3 cm	26.7 cm			
7	37-38	5	23.8 cm	24.8 cm	7.9 cm	21.0 cm	26.7 cm	8.3 cm	21.6 cm	27.3 cm			
7.5	38	5.5	24.4 cm	25.4 cm	8.1 cm	21.3 cm	27.3 cm	8.5 cm	21.9 cm	27.9 cm			
8	38-39	6	24.8 cm	25.7 cm	8.3 cm	21.6 cm	27.9 cm	8.7 cm	22.2 cm	28.6 cm			
8.5	39	6.5	25.4 cm	26.4 cm	8.4 cm	21.9 cm	28.6 cm	8.8 cm	22.5 cm	29.2 cm			
9	39-40	7	25.7 cm	26.7 cm	8.6 cm	22.2 cm	29.2 cm	9.0 cm	22.9 cm	29.8 cm			
9.5	40	7.5	26.0 cm	27.0 cm	8.7 cm	22.5 cm	29.8 cm	9.1 cm	23.2 cm	30.5 cm			
10	40-41	8	26.4 cm	27.3 cm	8.9 cm	22.9 cm	30.5 cm	9.3 cm	23.5 cm	31.1 cm			
11	41-42	9	27.3 cm	28.3 cm	9.2 cm	23.5 cm	31.8 cm	9.6 cm	24.1 cm	32.4 cm			



- BILLY Short Wrap Zipper configuration
- Adjustable laces for a custom fit
- Breathable mesh upper with a padded collar and tongue for comfort
- Removable contoured insole allows for depth adjustability

Men's Sport Inclusion



Sizing chart for Men's MEDIUM (D-width) and WIDE (3E-width)	
FL	Foot length or orthotic brace length (trusting brace is the same length or longer than foot)
SL	Shoe footbed length measured inside the shoe
SW	Shoe footbed width, measured at location where ball of one's foot would be placed
BC	Ball circumference inside shoe at location where ball of one's foot would be placed*
MC	Mid-foot circumference measured inside the shoe near the ankle*

* Removing the shoe insoles will increase the circumference 1.0cm - 1.2cm depending on the shoe size selected.

** The measurements shown here were taken with the laces loosely tied. The laces provide adjustability at the "MC" location. Tighten laces to achieve desired fit.

Men's Sizes			MEDIUM					WIDE				
US/CA/AU	EU	UK	FL	SL	SW	BC	MC**	SW	BC	MC**		
7	40	6.5	24.8 cm	25.7 cm	8.6 cm	22.9 cm	27.3 cm	9.2 cm	24.1 cm	28.6 cm		
7.5	40-41	7	25.1 cm	26.0 cm	8.7 cm	23.2 cm	27.6 cm	9.4 cm	24.4 cm	28.9 cm		
8	41	7.5	25.7 cm	26.7 cm	8.9 cm	23.5 cm	27.9 cm	9.5 cm	24.8 cm	29.2 cm		
8.5	41-42	8	26.0 cm	27.0 cm	9.0 cm	23.8 cm	28.3 cm	9.7 cm	25.1 cm	29.5 cm		
9	42	8.5	26.3 cm	27.3 cm	9.2 cm	24.1 cm	28.6 cm	9.8 cm	25.4 cm	29.8 cm		
9.5	42-43	9	27.0 cm	27.9 cm	9.4 cm	24.4 cm	28.9 cm	10.0 cm	25.7 cm	30.2 cm		
10	43	9.5	27.3 cm	28.3 cm	9.5 cm	24.8 cm	29.2 cm	10.2 cm	26.0 cm	30.5 cm		
10.5	43-44	10	27.9 cm	28.9 cm	9.7 cm	25.1 cm	29.5 cm	10.3 cm	26.3 cm	30.8 cm		
11	44	10.5	28.3 cm	29.2 cm	9.8 cm	25.4 cm	29.8 cm	10.5 cm	26.7 cm	31.1 cm		
11.5	44-45	11	28.9 cm	29.8 cm	10.0 cm	25.7 cm	30.5 cm	10.6 cm	27.0 cm	31.8 cm		
12	45	11.5	29.2 cm	30.2 cm	10.2 cm	26.0 cm	31.1 cm	10.8 cm	27.3 cm	32.4 cm		
13	46	12.5	29.8 cm	30.8 cm	10.5 cm	26.7 cm	31.8 cm	11.1 cm	27.9 cm	33.0 cm		
14	47	13.5	30.5 cm	31.4 cm	10.8 cm	27.3 cm	32.7 cm	11.4 cm	28.6 cm	34.0 cm		

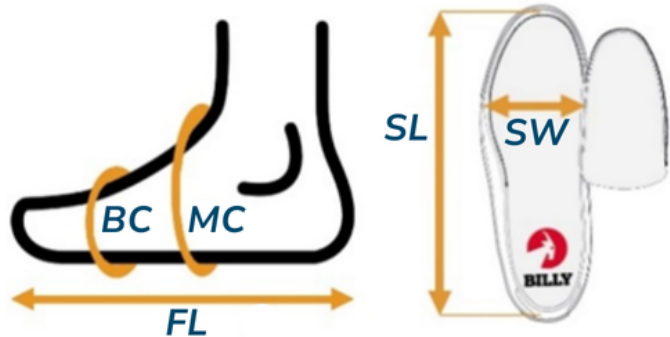


- BILLY Short Wrap Zipper configuration
- Adjustable laces for a custom fit
- Breathable mesh upper with a padded collar and tongue for comfort
- Removable contoured insole allows for depth adjustability

Revision	Website	Gender	Silhouette	Page
03	billyfootwear.com	Men's	Sport Inclusion	51

Men's Inclusion Trail

Sizing chart for Men's **MEDIUM** (D-width) and **WIDE** (3E-width)



FL	Foot length or orthotic brace length (trusting brace is the same length or longer than foot)
SL	Shoe footbed length measured inside the shoe
SW	Shoe footbed width, measured at location where ball of one's foot would be placed
BC	Ball circumference inside shoe at location where ball of one's foot would be placed*
MC	Mid-foot circumference measured inside the shoe near the ankle*

* Removing the shoe insoles will increase the circumference 1.0cm - 1.2cm depending on the shoe size selected.

** The measurements shown here were taken with the laces loosely tied. The laces provide adjustability at the "MC" location. Tighten laces to achieve desired fit.

Men's Sizes			MEDIUM					WIDE					
US/CA/AU	EU	UK	FL	SL	SW	BC	MC**	SW	BC	MC**			
7	40	6.5	24.8 cm	25.7 cm	8.6 cm	22.9 cm	27.3 cm	9.2 cm	24.1 cm	28.6 cm			
7.5	40-41	7	25.1 cm	26.0 cm	8.7 cm	23.2 cm	27.6 cm	9.4 cm	24.4 cm	28.9 cm			
8	41	7.5	25.7 cm	26.7 cm	8.9 cm	23.5 cm	27.9 cm	9.5 cm	24.8 cm	29.2 cm			
8.5	41-42	8	26.0 cm	27.0 cm	9.0 cm	23.8 cm	28.3 cm	9.7 cm	25.1 cm	29.5 cm			
9	42	8.5	26.3 cm	27.3 cm	9.2 cm	24.1 cm	28.6 cm	9.8 cm	25.4 cm	29.8 cm			
9.5	42-43	9	27.0 cm	27.9 cm	9.4 cm	24.4 cm	28.9 cm	10.0 cm	25.7 cm	30.2 cm			
10	43	9.5	27.3 cm	28.3 cm	9.5 cm	24.8 cm	29.2 cm	10.2 cm	26.0 cm	30.5 cm			
10.5	43-44	10	27.9 cm	28.9 cm	9.7 cm	25.1 cm	29.5 cm	10.3 cm	26.3 cm	30.8 cm			
11	44	10.5	28.3 cm	29.2 cm	9.8 cm	25.4 cm	29.8 cm	10.5 cm	26.7 cm	31.1 cm			
11.5	44-45	11	28.9 cm	29.8 cm	10.0 cm	25.7 cm	30.5 cm	10.6 cm	27.0 cm	31.8 cm			
12	45	11.5	29.2 cm	30.2 cm	10.2 cm	26.0 cm	31.1 cm	10.8 cm	27.3 cm	32.4 cm			
13	46	12.5	29.8 cm	30.8 cm	10.5 cm	26.7 cm	31.8 cm	11.1 cm	27.9 cm	33.0 cm			
14	47	13.5	30.5 cm	31.4 cm	10.8 cm	27.3 cm	32.7 cm	11.4 cm	28.6 cm	34.0 cm			

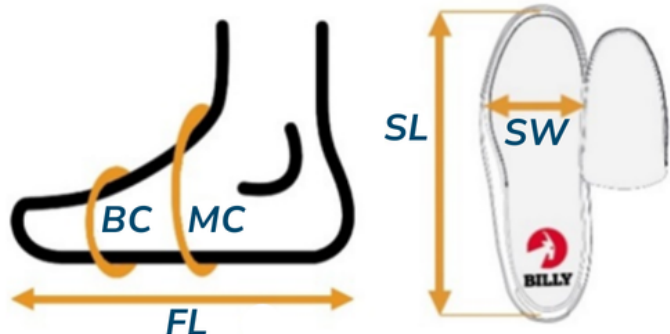


- BILLY Short Wrap Zipper configuration with adjustable laces for a custom fit
- Scotchgard™ treated upper for increased water resistance
- Removable contoured foam insole on top of a 2mm affixed foam cushioned footbed
- Aggressive outsole tread for optimal performance in rugged terrain

Revision	Website	Gender	Silhouette	Page
03	billyfootwear.com	Men's	Inclusion Trail	53

Women's Inclusion Trail Boot

Sizing chart for Women's **MEDIUM** (B-width) and **WIDE** (D-width)



FL	Foot length or orthotic brace length (trusting brace is the same length or longer than foot)
SL	Shoe footbed length measured inside the shoe
SW	Shoe footbed width, measured at location where ball of one's foot would be placed
BC	Ball circumference inside shoe at location where ball of one's foot would be placed*
MC	Mid-foot circumference measured inside the shoe near the ankle*

* Removing the shoe insoles will increase the circumference 1.0cm - 1.2cm depending on the shoe size selected.

** The measurements shown here were taken with the laces loosely tied. The laces provide adjustability at the "MC" location. Tighten laces to achieve desired fit.

Women's Sizes			MEDIUM					WIDE					
US/CA/AU	EU	UK	FL	SL	SW	BC	MC**	SW	BC	MC**			
6	36-37	4	23.2 cm	24.1 cm	7.6 cm	20.3 cm	25.4 cm	8.0 cm	21.0 cm	26.0 cm			
6.5	37	4.5	23.5 cm	24.4 cm	7.8 cm	20.6 cm	26.0 cm	8.2 cm	21.3 cm	26.7 cm			
7	37-38	5	23.8 cm	24.8 cm	7.9 cm	21.0 cm	26.7 cm	8.3 cm	21.6 cm	27.3 cm			
7.5	38	5.5	24.4 cm	25.4 cm	8.1 cm	21.3 cm	27.3 cm	8.5 cm	21.9 cm	27.9 cm			
8	38-39	6	24.8 cm	25.7 cm	8.3 cm	21.6 cm	27.9 cm	8.7 cm	22.2 cm	28.6 cm			
8.5	39	6.5	25.4 cm	26.4 cm	8.4 cm	21.9 cm	28.6 cm	8.8 cm	22.5 cm	29.2 cm			
9	39-40	7	25.7 cm	26.7 cm	8.6 cm	22.2 cm	29.2 cm	9.0 cm	22.9 cm	29.8 cm			
9.5	40	7.5	26.0 cm	27.0 cm	8.7 cm	22.5 cm	29.8 cm	9.1 cm	23.2 cm	30.5 cm			
10	40-41	8	26.4 cm	27.3 cm	8.9 cm	22.9 cm	30.5 cm	9.3 cm	23.5 cm	31.1 cm			
11	41-42	9	27.3 cm	28.3 cm	9.2 cm	23.5 cm	31.8 cm	9.6 cm	24.1 cm	32.4 cm			



- BILLY Short Wrap Zipper configuration with adjustable laces for a custom fit
- Scotchgard™ treated upper for increased water resistance
- Removable contoured foam insole on top of a 2mm affixed foam cushioned footbed
- Aggressive outsole tread for optimal performance in rugged terrain

Revision

Website

Gender

Silhouette

Page

03

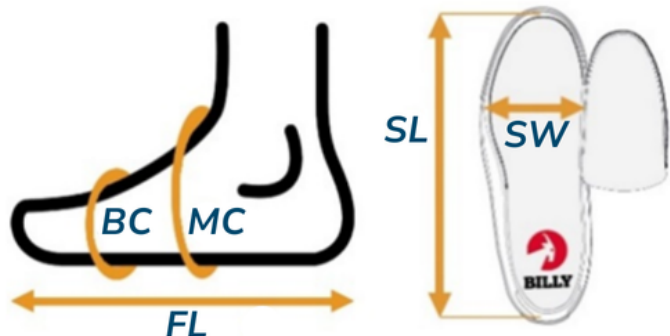
billyfootwear.com

Women's

Inclusion Trail Boot

54

Men's Inclusion Trail Boot



Sizing chart for Men's MEDIUM (D-width) and WIDE (3E-width)	
FL	Foot length or orthotic brace length (trusting brace is the same length or longer than foot)
SL	Shoe footbed length measured inside the shoe
SW	Shoe footbed width, measured at location where ball of one's foot would be placed
BC	Ball circumference inside shoe at location where ball of one's foot would be placed*
MC	Mid-foot circumference measured inside the shoe near the ankle*

* Removing the shoe insoles will increase the circumference 1.0cm - 1.2cm depending on the shoe size selected.

** The measurements shown here were taken with the laces loosely tied. The laces provide adjustability at the "MC" location. Tighten laces to achieve desired fit.

Men's Sizes			MEDIUM					WIDE				
US/CA/AU	EU	UK	FL	SL	SW	BC	MC**	SW	BC	MC**		
7	40	6.5	24.8 cm	25.7 cm	8.6 cm	22.9 cm	27.3 cm	9.2 cm	24.1 cm	28.6 cm		
7.5	40-41	7	25.1 cm	26.0 cm	8.7 cm	23.2 cm	27.6 cm	9.4 cm	24.4 cm	28.9 cm		
8	41	7.5	25.7 cm	26.7 cm	8.9 cm	23.5 cm	27.9 cm	9.5 cm	24.8 cm	29.2 cm		
8.5	41-42	8	26.0 cm	27.0 cm	9.0 cm	23.8 cm	28.3 cm	9.7 cm	25.1 cm	29.5 cm		
9	42	8.5	26.3 cm	27.3 cm	9.2 cm	24.1 cm	28.6 cm	9.8 cm	25.4 cm	29.8 cm		
9.5	42-43	9	27.0 cm	27.9 cm	9.4 cm	24.4 cm	28.9 cm	10.0 cm	25.7 cm	30.2 cm		
10	43	9.5	27.3 cm	28.3 cm	9.5 cm	24.8 cm	29.2 cm	10.2 cm	26.0 cm	30.5 cm		
10.5	43-44	10	27.9 cm	28.9 cm	9.7 cm	25.1 cm	29.5 cm	10.3 cm	26.3 cm	30.8 cm		
11	44	10.5	28.3 cm	29.2 cm	9.8 cm	25.4 cm	29.8 cm	10.5 cm	26.7 cm	31.1 cm		
11.5	44-45	11	28.9 cm	29.8 cm	10.0 cm	25.7 cm	30.5 cm	10.6 cm	27.0 cm	31.8 cm		
12	45	11.5	29.2 cm	30.2 cm	10.2 cm	26.0 cm	31.1 cm	10.8 cm	27.3 cm	32.4 cm		
13	46	12.5	29.8 cm	30.8 cm	10.5 cm	26.7 cm	31.8 cm	11.1 cm	27.9 cm	33.0 cm		
14	47	13.5	30.5 cm	31.4 cm	10.8 cm	27.3 cm	32.7 cm	11.4 cm	28.6 cm	34.0 cm		

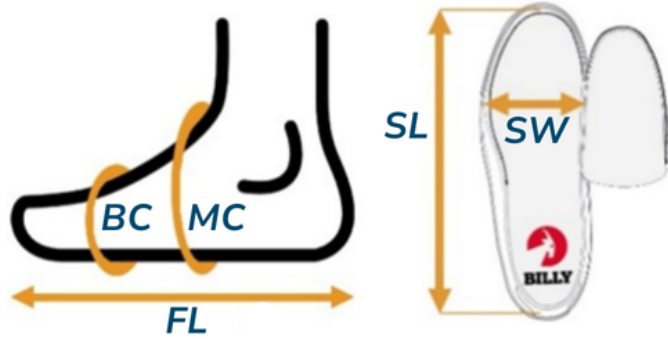


- BILLY Short Wrap Zipper configuration with adjustable laces for a custom fit
- Scotchgard™ treated upper for increased water resistance
- Removable contoured foam insole on top of a 2mm affixed foam cushioned footbed
- Aggressive outsole tread for optimal performance in rugged terrain

Revision	Website	Gender	Silhouette	Page
03	billyfootwear.com	Men's	Inclusion Trail Boot	55

Kids'/Toddler Jogger

Sizing chart for Kid/Tod **MEDIUM** (M-width)



FL	Foot length or orthotic brace length (trusting brace is the same length or longer than foot)
SL	Shoe footbed length measured inside the shoe
SW	Shoe footbed width, measured at location where ball of one's foot would be placed
BC	Ball circumference inside shoe at location where ball of one's foot would be placed*
MC	Mid-foot circumference measured inside the shoe near the ankle*

* Removing the shoe insoles will increase the circumference 0.6cm - 1.2cm depending on the shoe size selected.
 ** The measurements shown here were taken with the laces loosely tied. The laces provide adjustability at the "MC" location. Tighten laces to achieve desired fit.

Kids'/Toddler Sizes			MEDIUM										
US/CA/AU	EU	UK	FL	SL	SW	BC	MC**						
5T	20	4T	12.2 cm	13.3 cm	5.7 cm	14.9 cm	17.1 cm						
6T	22	5T	13.2 cm	14.3 cm	6.0 cm	15.2 cm	18.1 cm						
7T	23	6T	14.1 cm	15.2 cm	6.0 cm	15.9 cm	18.4 cm						
8T	24	7T	14.8 cm	15.9 cm	6.4 cm	16.5 cm	19.1 cm						
9T	25	8T	15.7 cm	16.8 cm	6.7 cm	17.1 cm	19.7 cm						
10T	27	9T	16.7 cm	17.8 cm	6.7 cm	17.8 cm	20.3 cm						
11	28	10	17.5 cm	18.4 cm	6.8 cm	18.4 cm	21.0 cm						
12	30	11	18.4 cm	19.4 cm	7.0 cm	19.1 cm	21.6 cm						
13	31	12	19.2 cm	20.3 cm	7.3 cm	19.4 cm	22.2 cm						
1	32	13	20.2 cm	21.3 cm	7.5 cm	19.7 cm	22.9 cm						
2	33	1	21.0 cm	21.9 cm	7.6 cm	20.3 cm	23.5 cm						
3	34	2	21.7 cm	22.9 cm	7.8 cm	21.0 cm	24.1 cm						
4	36	3	22.7 cm	23.8 cm	7.9 cm	21.6 cm	24.8 cm						
5	37	4	23.5 cm	24.4 cm	8.3 cm	21.9 cm	25.4 cm						
6	38	5	24.3 cm	25.4 cm	8.6 cm	22.5 cm	26.0 cm						
7	39	6	25.1 cm	26.4 cm	8.9 cm	23.2 cm	26.7 cm						

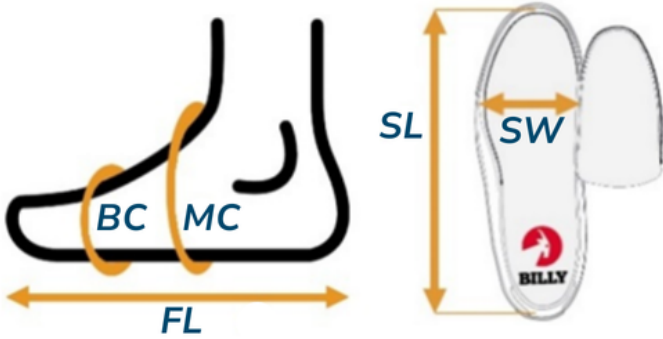
- BILLY Short Wrap Zipper configuration that allows for semi-unobstructed entry
- Adjustable laces provide a custom fit
- Removable 6mm foam insole for comfort and depth adjustability



Chart for Kid/Tod **MEDIUM** (M-width), **WIDE** (W-width), and **EXTRA-WIDE** (XW-width)

FL	Foot length or orthotic brace length (trusting brace is the same length or longer than foot)
SL	Shoe footbed length measured inside the shoe
SW	Shoe footbed width, measured at location where ball of one's foot would be placed
BC	Ball circumference inside shoe at location where ball of one's foot would be placed*
MC	Mid-foot circumference measured inside the shoe near the ankle*

* Removing the shoe insoles will increase the circumference 0.6cm - 2.6cm depending on the shoe size selected.
 ** The measurements shown here were taken with the laces loosely tied. The laces provide adjustability at the "MC" location. Tighten laces to achieve desired fit.

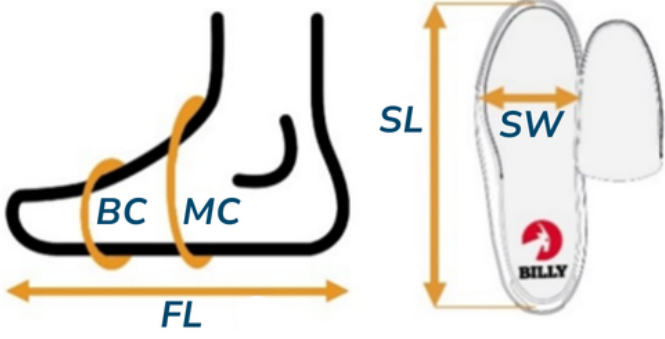


Kids' Sizes			MEDIUM					WIDE			EXTRA-WIDE		
US/CA/AU	EU	UK	FL	SL	SW	BC	MC**	SW	BC	MC**	SW	BC	MC**
11	28	10	17.8 cm	18.7 cm	6.8 cm	19.1 cm	22.5 cm	7.5 cm	19.4 cm	23.5 cm	8.9 cm	22.9 cm	26.7 cm
12	30	11	18.7 cm	19.7 cm	7.0 cm	19.4 cm	23.2 cm	7.6 cm	19.7 cm	24.1 cm	9.1 cm	23.5 cm	27.3 cm
13	31	12	19.7 cm	20.6 cm	7.3 cm	19.7 cm	23.8 cm	7.8 cm	20.0 cm	24.8 cm	9.2 cm	24.1 cm	27.9 cm
1	32	13	20.6 cm	21.6 cm	7.5 cm	20.3 cm	24.4 cm	7.9 cm	20.6 cm	25.4 cm	9.4 cm	24.8 cm	28.6 cm
2	33	1	21.3 cm	22.2 cm	7.6 cm	21.0 cm	25.1 cm	8.1 cm	21.3 cm	26.0 cm	9.5 cm	25.4 cm	29.2 cm
3	34	2	22.2 cm	23.2 cm	7.8 cm	21.6 cm	25.7 cm	8.3 cm	21.9 cm	26.7 cm	9.8 cm	26.0 cm	29.8 cm
4	36	3	23.2 cm	24.1 cm	7.9 cm	21.9 cm	26.7 cm	8.4 cm	22.2 cm	27.3 cm	10.2 cm	26.7 cm	30.5 cm
5	37	4	23.8 cm	24.8 cm	8.3 cm	22.5 cm	27.3 cm	8.6 cm	22.9 cm	27.9 cm	10.3 cm	27.3 cm	31.1 cm
6	38	5	24.8 cm	25.7 cm	8.6 cm	23.2 cm	27.9 cm	8.9 cm	23.5 cm	28.6 cm	10.5 cm	27.9 cm	31.8 cm
7	39	6	25.7 cm	26.7 cm	8.9 cm	23.8 cm	28.5 cm	9.2 cm	24.1 cm	29.2 cm	10.8 cm	28.6 cm	32.4 cm



- BILLY Full Wrap Zipper configuration with adjustable laces for a custom fit
- Removable multilayer, multi-density insole that aligns, stabilizes, and reduces impact to heel and joints
- Two additional removable spacer insoles for extra depth adjustability
- Includes an extra-wide loop pull for those with limited dexterity

Women's Limitless



Sizing chart for Women's **MEDIUM** (B-width) and **WIDE** (D-width)

FL	Foot length or orthotic brace length (trusting brace is the same length or longer than foot)
SL	Shoe footbed length measured inside the shoe
SW	Shoe footbed width, measured at location where ball of one's foot would be placed
BC	Ball circumference inside shoe at location where ball of one's foot would be placed*
MC	Mid-foot circumference measured inside the shoe near the ankle*

* Removing the shoe insoles will increase the circumference 0.6cm - 2.6cm depending on the shoe size selected.
 ** The measurements shown here were taken with the laces loosely tied. The laces provide adjustability at the "MC" location. Tighten laces to achieve desired fit.

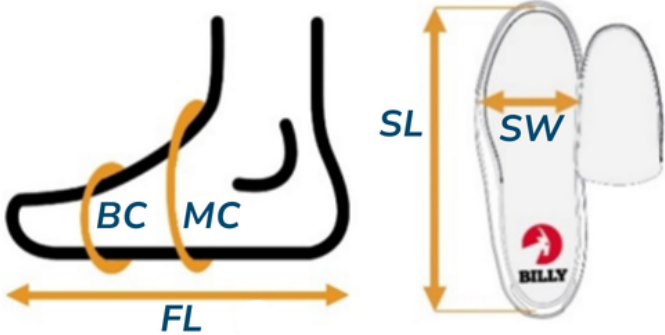
Women's Sizes			MEDIUM					WIDE			EXTRA-WIDE		
US/CA/AU	EU	UK	FL	SL	SW	BC	MC**	SW	BC	MC**	SW	BC	MC**
6	36-37	4	23.2 cm	24.1 cm	7.6 cm	20.3 cm	25.4 cm	8.0 cm	21.0 cm	26.0 cm	8.3 cm	21.9 cm	27.9 cm
6.5	37	4.5	23.5 cm	24.4 cm	7.8 cm	20.6 cm	26.0 cm	8.2 cm	21.3 cm	26.7 cm	8.5 cm	22.2 cm	28.6 cm
7	37-38	5	23.8 cm	24.8 cm	7.9 cm	21.0 cm	26.7 cm	8.3 cm	21.6 cm	27.3 cm	8.7 cm	22.5 cm	29.2 cm
7.5	38	5.5	24.4 cm	25.4 cm	8.1 cm	21.3 cm	27.3 cm	8.5 cm	21.9 cm	27.9 cm	8.8 cm	22.9 cm	29.8 cm
8	38-39	6	24.8 cm	25.7 cm	8.3 cm	21.6 cm	27.9 cm	8.7 cm	22.2 cm	28.6 cm	9.0 cm	23.2 cm	30.5 cm
8.5	39	6.5	25.4 cm	26.4 cm	8.4 cm	21.9 cm	28.6 cm	8.8 cm	22.5 cm	29.2 cm	9.1 cm	23.5 cm	31.1 cm
9	39-40	7	25.7 cm	26.7 cm	8.6 cm	22.2 cm	29.2 cm	9.0 cm	22.9 cm	29.8 cm	9.3 cm	23.8 cm	31.8 cm
9.5	40	7.5	26.0 cm	27.0 cm	8.7 cm	22.5 cm	29.8 cm	9.1 cm	23.2 cm	30.5 cm	9.4 cm	24.1 cm	32.4 cm
10	40-41	8	26.4 cm	27.3 cm	8.9 cm	22.9 cm	30.5 cm	9.3 cm	23.5 cm	31.1 cm	9.6 cm	24.4 cm	33.0 cm
11	41-42	9	27.3 cm	28.3 cm	9.2 cm	23.5 cm	31.8 cm	9.6 cm	24.1 cm	32.4 cm	9.8 cm	25.1 cm	34.3 cm
12	42-43	10	28.0 cm	29.0 cm	9.5 cm	24.2 cm	33.1 cm	9.9 cm	24.7 cm	33.6 cm	10.0 cm	25.7 cm	35.5 cm



- BILLY Full Wrap Zipper configuration with adjustable laces for a custom fit
- Removable multilayer, multi-density insole that aligns, stabilizes, and reduces impact to heel and joints
- Two additional removable spacer insoles for extra depth adjustability
- Includes an extra-wide loop pull for those with limited dexterity

Men's Limitless

Sizing chart for Men's **MEDIUM** (D-width) and **WIDE** (3E-width)



FL	Foot length or orthotic brace length (trusting brace is the same length or longer than foot)
SL	Shoe footbed length measured inside the shoe
SW	Shoe footbed width, measured at location where ball of one's foot would be placed
BC	Ball circumference inside shoe at location where ball of one's foot would be placed*
MC	Mid-foot circumference measured inside the shoe near the ankle*

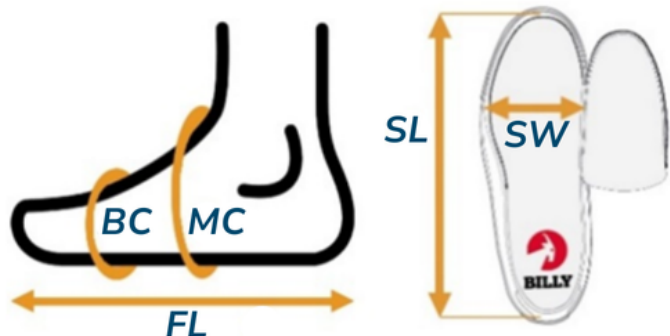
* Removing the shoe insoles will increase the circumference 0.6cm - 2.6cm depending on the shoe size selected.
 ** The measurements shown here were taken with the laces loosely tied. The laces provide adjustability at the "MC" location. Tighten laces to achieve desired fit.

Men's Sizes			MEDIUM					WIDE			EXTRA-WIDE		
US/CA/AU	EU	UK	FL	SL	SW	BC	MC**	SW	BC	MC**	SW	BC	MC**
7	40	6.5	24.8 cm	25.7 cm	8.6 cm	23.9 cm	28.3 cm	9.2 cm	25.1 cm	29.6 cm	9.8 cm	27.4 cm	31.8 cm
7.5	40-41	7	25.1 cm	26 cm	8.7 cm	24.2 cm	28.6 cm	9.4 cm	25.4 cm	29.9 cm	10 cm	27.7 cm	32.2 cm
8	41	7.5	25.7 cm	26.7 cm	8.9 cm	24.5 cm	28.9 cm	9.5 cm	25.8 cm	30.2 cm	10.2 cm	28.0 cm	32.5 cm
8.5	41-42	8	26 cm	27 cm	9 cm	24.8 cm	29.3 cm	9.7 cm	26.1 cm	30.5 cm	10.3 cm	28.3 cm	32.8 cm
9	42	8.5	26.3 cm	27.3 cm	9.2 cm	25.1 cm	29.6 cm	9.8 cm	26.4 cm	30.8 cm	10.5 cm	28.7 cm	33.1 cm
9.5	42-43	9	27 cm	27.9 cm	9.4 cm	25.4 cm	29.9 cm	10.0 cm	26.7 cm	31.2 cm	10.6 cm	29.0 cm	33.4 cm
10	43	9.5	27.3 cm	28.3 cm	9.5 cm	25.8 cm	30.2 cm	10.2 cm	27.0 cm	31.5 cm	10.8 cm	29.3 cm	33.8 cm
10.5	43-44	10	27.9 cm	28.9 cm	9.7 cm	26.1 cm	30.5 cm	10.3 cm	27.3 cm	31.8 cm	11.0 cm	29.6 cm	34.1 cm
11	44	10.5	28.3 cm	29.2 cm	9.8 cm	26.4 cm	30.8 cm	10.5 cm	27.7 cm	32.1 cm	11.1 cm	29.9 cm	34.4 cm
11.5	44-45	11	28.9 cm	29.8 cm	10 cm	26.7 cm	31.5 cm	10.6 cm	28.0 cm	32.8 cm	11.3 cm	30.3 cm	34.7 cm
12	45	11.5	29.2 cm	30.2 cm	10.2 cm	27 cm	32.1 cm	10.8 cm	28.3 cm	33.4 cm	11.4 cm	30.6 cm	35 cm
13	46	12.5	29.8 cm	30.8 cm	10.5 cm	27.7 cm	32.8 cm	11.1 cm	28.9 cm	34.0 cm	11.7 cm	31.2 cm	35.7 cm
14	47	13.5	30.5 cm	31.4 cm	10.8 cm	28.3 cm	33.7 cm	11.4 cm	29.6 cm	35.0 cm	12.1 cm	31.8 cm	36.4 cm
15	48	14.5	31.2 cm	32 cm	11.1 cm	28.9 cm	34.3 cm	11.7 cm	30.3 cm	36.0 cm	12.4 cm	32.4 cm	37.1 cm



- BILLY Full Wrap Zipper configuration with adjustable laces for a custom fit
- Removable multilayer, multi-density insole that aligns, stabilizes, and reduces impact to heel and joints
- Two additional removable spacer insoles for extra depth adjustability
- Includes an extra-wide loop pull for those with limited dexterity

Women's Limitless 253



Sizing chart for Women's **MEDIUM** (B-width), **WIDE** (D-width), and **EXTRA-WIDE** (3E-width)

FL	Foot length or orthotic brace length (trusting brace is the same length or longer than foot)
SL	Shoe footbed length measured inside the shoe
SW	Shoe footbed width, measured at location where ball of one's foot would be placed
BC	Ball circumference inside shoe at location where ball of one's foot would be placed*
MC	Mid-foot circumference measured inside the shoe near the ankle*

* Removing the shoe insoles will increase the circumference 0.6cm - 2.6cm depending on the shoe size selected.

** The measurements shown here were taken with the laces loosely tied. The laces provide adjustability at the "MC" location. Tighten laces to achieve desired fit.

Women's Sizes			MEDIUM					WIDE			EXTRA-WIDE		
US/CA/AU	EU	UK	FL	SL	SW	BC	MC**	SW	BC	MC**	SW	BC	MC**
6	36-37	4	23.2 cm	24.1 cm	7.6 cm	20.3 cm	25.4 cm	8.0 cm	21.0 cm	26.0 cm	8.3 cm	21.9 cm	27.9 cm
6.5	37	4.5	23.5 cm	24.4 cm	7.8 cm	20.6 cm	26.0 cm	8.2 cm	21.3 cm	26.7 cm	8.5 cm	22.2 cm	28.6 cm
7	37-38	5	23.8 cm	24.8 cm	7.9 cm	21.0 cm	26.7 cm	8.3 cm	21.6 cm	27.3 cm	8.7 cm	22.5 cm	29.2 cm
7.5	38	5.5	24.4 cm	25.4 cm	8.1 cm	21.3 cm	27.3 cm	8.5 cm	21.9 cm	27.9 cm	8.8 cm	22.9 cm	29.8 cm
8	38-39	6	24.8 cm	25.7 cm	8.3 cm	21.6 cm	27.9 cm	8.7 cm	22.2 cm	28.6 cm	9.0 cm	23.2 cm	30.5 cm
8.5	39	6.5	25.4 cm	26.4 cm	8.4 cm	21.9 cm	28.6 cm	8.8 cm	22.5 cm	29.2 cm	9.1 cm	23.5 cm	31.1 cm
9	39-40	7	25.7 cm	26.7 cm	8.6 cm	22.2 cm	29.2 cm	9.0 cm	22.9 cm	29.8 cm	9.3 cm	23.8 cm	31.8 cm
9.5	40	7.5	26.0 cm	27.0 cm	8.7 cm	22.5 cm	29.8 cm	9.1 cm	23.2 cm	30.5 cm	9.4 cm	24.1 cm	32.4 cm
10	40-41	8	26.4 cm	27.3 cm	8.9 cm	22.9 cm	30.5 cm	9.3 cm	23.5 cm	31.1 cm	9.6 cm	24.4 cm	33.0 cm
11	41-42	9	27.3 cm	28.3 cm	9.2 cm	23.5 cm	31.8 cm	9.6 cm	24.1 cm	32.4 cm	9.8 cm	25.1 cm	34.3 cm
12	42-43	10	28.0 cm	29.0 cm	9.5 cm	24.2 cm	33.1 cm	9.9 cm	24.7 cm	33.6 cm	10.0 cm	25.7 cm	35.5 cm

- BILLY Straight Medial Zipper configuration with adjustable laces for a custom fit
- Removable multilayer, multi-density insole that aligns, stabilizes, and reduces impact to heel and joints
- Contoured heel cup with additional padding may help reduce heel-related pain
- Two additional removable spacer insoles for extra depth adjustability



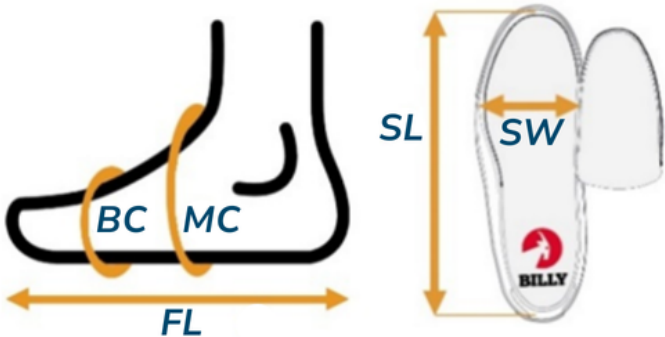
Men's Limitless 253

Sizing chart for Men's **MEDIUM** (D-width), **WIDE** (3E-width), and **EXTRA-WIDE** (6E-width)

FL	Foot length or orthotic brace length (trusting brace is the same length or longer than foot)
SL	Shoe footbed length measured inside the shoe
SW	Shoe footbed width, measured at location where ball of one's foot would be placed
BC	Ball circumference inside shoe at location where ball of one's foot would be placed*
MC	Mid-foot circumference measured inside the shoe near the ankle*

* Removing the shoe insoles will increase the circumference 0.6cm - 2.6cm depending on the shoe size selected.

** The measurements shown here were taken with the laces loosely tied. The laces provide adjustability at the "MC" location. Tighten laces to achieve desired fit.



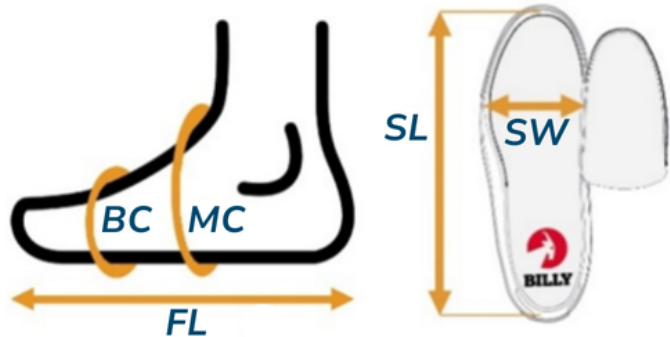
Men's Sizes			MEDIUM					WIDE			EXTRA-WIDE		
US/CA/AU	EU	UK	FL	SL	SW	BC	MC**	SW	BC	MC**	SW	BC	MC**
7	40	6.5	24.8 cm	25.7 cm	8.6 cm	23.9 cm	28.3 cm	9.2 cm	25.1 cm	29.6 cm	9.8 cm	27.4 cm	31.8 cm
7.5	40-41	7	25.1 cm	26 cm	8.7 cm	24.2 cm	28.6 cm	9.4 cm	25.4 cm	29.9 cm	10 cm	27.7 cm	32.2 cm
8	41	7.5	25.7 cm	26.7 cm	8.9 cm	24.5 cm	28.9 cm	9.5 cm	25.8 cm	30.2 cm	10.2 cm	28.0 cm	32.5 cm
8.5	41-42	8	26 cm	27 cm	9 cm	24.8 cm	29.3 cm	9.7 cm	26.1 cm	30.5 cm	10.3 cm	28.3 cm	32.8 cm
9	42	8.5	26.3 cm	27.3 cm	9.2 cm	25.1 cm	29.6 cm	9.8 cm	26.4 cm	30.8 cm	10.5 cm	28.7 cm	33.1 cm
9.5	42-43	9	27 cm	27.9 cm	9.4 cm	25.4 cm	29.9 cm	10.0 cm	26.7 cm	31.2 cm	10.6 cm	29.0 cm	33.4 cm
10	43	9.5	27.3 cm	28.3 cm	9.5 cm	25.8 cm	30.2 cm	10.2 cm	27.0 cm	31.5 cm	10.8 cm	29.3 cm	33.8 cm
10.5	43-44	10	27.9 cm	28.9 cm	9.7 cm	26.1 cm	30.5 cm	10.3 cm	27.3 cm	31.8 cm	11.0 cm	29.6 cm	34.1 cm
11	44	10.5	28.3 cm	29.2 cm	9.8 cm	26.4 cm	30.8 cm	10.5 cm	27.7 cm	32.1 cm	11.1 cm	29.9 cm	34.4 cm
11.5	44-45	11	28.9 cm	29.8 cm	10 cm	26.7 cm	31.5 cm	10.6 cm	28.0 cm	32.8 cm	11.3 cm	30.3 cm	34.7 cm
12	45	11.5	29.2 cm	30.2 cm	10.2 cm	27 cm	32.1 cm	10.8 cm	28.3 cm	33.4 cm	11.4 cm	30.6 cm	35 cm
13	46	12.5	29.8 cm	30.8 cm	10.5 cm	27.7 cm	32.8 cm	11.1 cm	28.9 cm	34.0 cm	11.7 cm	31.2 cm	35.7 cm
14	47	13.5	30.5 cm	31.4 cm	10.8 cm	28.3 cm	33.7 cm	11.4 cm	29.6 cm	35.0 cm	12.1 cm	31.8 cm	36.4 cm
15	48	14.5	31.2 cm	32 cm	11.1 cm	28.9 cm	34.3 cm	11.7 cm	30.3 cm	36.0 cm	12.4 cm	32.4 cm	37.1 cm



- BILLY Straight Medial Zipper configuration with adjustable laces for a custom fit
- Removable multilayer, multi-density insole that aligns, stabilizes, and reduces impact to heel and joints
- Contoured heel cup with additional padding may help reduce heel-related pain
- Two additional removable spacer insoles for extra depth adjustability

Kids'/Toddler Lugs

Chart for Kid/Tod **MEDIUM** (M-width) and **WIDE** (W-width)



FL	Foot length or orthotic brace length (trusting brace is the same length or longer than foot)
SL	Shoe footbed length measured inside the shoe
SW	Shoe footbed width, measured at location where ball of one's foot would be placed
BC	Ball circumference inside shoe at location where ball of one's foot would be placed*
MC	Mid-foot circumference measured inside the shoe near the ankle*

* Removing the shoe insoles will increase the circumference 1.0cm - 1.2cm depending on the shoe size selected.

** The measurements shown here were taken with the laces loosely tied. The laces provide adjustability at the "MC" location. Tighten laces to achieve desired fit.

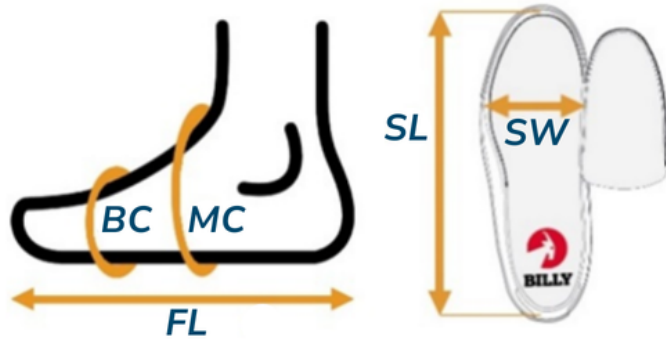
Kids'/Toddler Sizes			MEDIUM					WIDE					
US/CA/AU	EU	UK	FL	SL	SW	BC	MC**	SW	BC	MC**			
5T	20	4T	12.2 cm	13.3 cm	5.7 cm	15.2 cm	18.1 cm	6.0 cm	16.5 cm	19.1 cm			
6T	22	5T	13.2 cm	14.3 cm	6.0 cm	15.9 cm	18.4 cm	6.2 cm	17.1 cm	19.7 cm			
7T	23	6T	14.1 cm	15.2 cm	6.0 cm	16.5 cm	19.1 cm	6.4 cm	17.8 cm	20.3 cm			
8T	24	7T	14.8 cm	15.9 cm	6.4 cm	17.1 cm	19.7 cm	6.7 cm	18.4 cm	20.6 cm			
9T	25	8T	15.7 cm	16.8 cm	6.7 cm	17.8 cm	20.3 cm	6.8 cm	19.1 cm	21.6 cm			
10T	27	9T	16.7 cm	17.8 cm	6.7 cm	18.4 cm	20.6 cm	7.0 cm	19.4 cm	22.2 cm			
11	28	10	17.5 cm	18.4 cm	6.8 cm	19.1 cm	21.6 cm	7.3 cm	19.7 cm	23.2 cm			
12	30	11	18.4 cm	19.4 cm	7.0 cm	19.4 cm	22.2 cm	7.5 cm	20.3 cm	23.8 cm			
13	31	12	19.2 cm	20.3 cm	7.3 cm	19.7 cm	23.2 cm	7.6 cm	21.0 cm	24.4 cm			
1	32	13	20.2 cm	21.3 cm	7.5 cm	20.3 cm	23.8 cm	7.8 cm	21.6 cm	25.1 cm			
2	33	1	21.0 cm	21.9 cm	7.6 cm	21.0 cm	24.4 cm	7.9 cm	21.9 cm	25.7 cm			
3	34	2	21.7 cm	22.9 cm	7.8 cm	21.6 cm	25.1 cm	8.3 cm	22.5 cm	26.7 cm			
4	36	3	22.7 cm	23.8 cm	7.9 cm	21.9 cm	25.7 cm	8.6 cm	23.2 cm	27.3 cm			
5	37	4	23.5 cm	24.4 cm	8.3 cm	22.5 cm	26.7 cm	8.9 cm	23.8 cm	27.9 cm			
6	38	5	24.3 cm	25.4 cm	8.6 cm	23.2 cm	27.3 cm	9.1 cm	24.1 cm	28.5 cm			
7	39	6	25.1 cm	26.4 cm	8.9 cm	23.8 cm	27.9 cm	9.2 cm	24.4 cm	29.2 cm			



- BILLY Full Wrap Zipper configuration
- Adjustable laces for a custom fit
- Removable insole for depth adjustability

Revision	Website	Gender	Silhouette	Page
03	billyfootwear.com	Kids'/Toddler	Lugs	62

Kids'/Toddler River Sandal

 Chart for Kid/Tod **MEDIUM** (M-width)


FL	Foot length or orthotic brace length (trusting brace is the same length or longer than foot)
SL	Shoe footbed length measured inside the shoe
SW	Shoe footbed width, measured at location where ball of one's foot would be placed
BC	Ball circumference inside shoe at location where ball of one's foot would be placed
MC	Mid-foot circumference measured inside the shoe near the ankle

Kids'/Toddler Sizes			MEDIUM									
US/CA/AU	EU	UK	FL	SL	SW	BC	MC					
5T	20	4T	12.2 cm	13.3 cm	5.7 cm	14.9 cm	17.1 cm					
6T	22	5T	13.2 cm	14.3 cm	6.0 cm	15.2 cm	18.1 cm					
7T	23	6T	14.1 cm	15.2 cm	6.0 cm	15.9 cm	18.4 cm					
8T	24	7T	14.8 cm	15.9 cm	6.4 cm	16.5 cm	19.1 cm					
9T	25	8T	15.7 cm	16.8 cm	6.7 cm	16.8 cm	19.7 cm					
10T	27	9T	16.7 cm	17.8 cm	6.7 cm	17.1 cm	20.3 cm					
11	28	10	17.5 cm	18.4 cm	6.8 cm	18.1 cm	21.0 cm					
12	30	11	18.4 cm	19.4 cm	7.0 cm	18.7 cm	21.6 cm					
13	31	12	19.2 cm	20.3 cm	7.3 cm	19.1 cm	22.2 cm					
1	32	13	20.2 cm	21.3 cm	7.5 cm	19.4 cm	23.2 cm					
2	33	1	21.0 cm	21.9 cm	7.6 cm	20.0 cm	23.8 cm					
3	34	2	21.7 cm	22.9 cm	7.8 cm	20.6 cm	24.4 cm					
4	36	3	22.7 cm	23.8 cm	7.9 cm	21.3 cm	25.1 cm					
5	37	4	23.5 cm	24.4 cm	8.3 cm	21.6 cm	25.7 cm					
6	38	5	24.3 cm	25.4 cm	8.6 cm	22.2 cm	26.7 cm					
7	39	6	25.1 cm	26.4 cm	8.9 cm	22.9 cm	27.3 cm					



- BILLY Straight Zipper configuration
- Elastic webbing for variable volume
- Elastic chord for tautness adjustment

Revision	Website	Gender	Silhouette	Page
03	billyfootwear.com	Kids'/Toddler	River Sandal	63

Kids'/Toddler Sandal

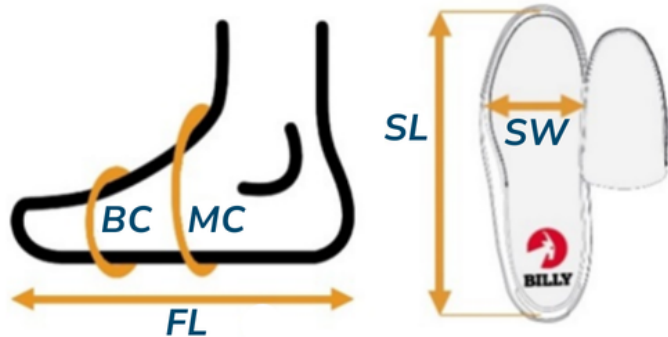


Chart for Kid/Tod MEDIUM (M-width)	
FL	Foot length or orthotic brace length (trusting brace is the same length or longer than foot)
SL	Shoe footbed length measured inside the shoe
SW	Shoe footbed width, measured at location where ball of one's foot would be placed
BC	Ball circumference inside shoe at location where ball of one's foot would be placed
MC	Mid-foot circumference measured inside the shoe near the ankle

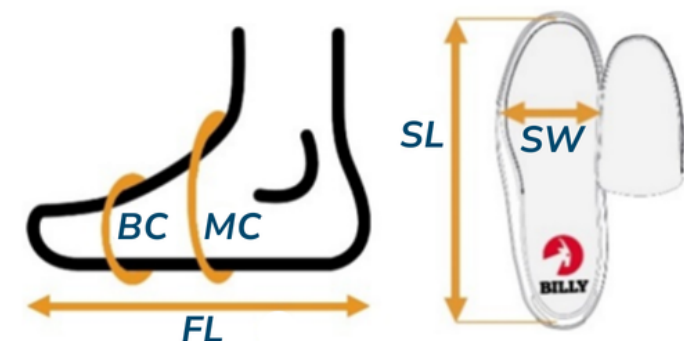
Kids'/Toddler Sizes			MEDIUM									
US/CA/AU	EU	UK	FL	SL	SW	BC	MC					
5T	20	4T	12.2 cm	13.3 cm	5.7 cm	14.9 cm	17.1 cm					
6T	22	5T	13.2 cm	14.3 cm	6.0 cm	15.2 cm	18.1 cm					
7T	23	6T	14.1 cm	15.2 cm	6.0 cm	15.9 cm	18.4 cm					
8T	24	7T	14.8 cm	15.9 cm	6.4 cm	16.5 cm	19.1 cm					
9T	25	8T	15.7 cm	16.8 cm	6.7 cm	16.8 cm	19.7 cm					
10T	27	9T	16.7 cm	17.8 cm	6.7 cm	17.1 cm	20.3 cm					
11	28	10	17.5 cm	18.4 cm	6.8 cm	18.1 cm	21.0 cm					
12	30	11	18.4 cm	19.4 cm	7.0 cm	18.7 cm	21.6 cm					
13	31	12	19.2 cm	20.3 cm	7.3 cm	19.1 cm	22.2 cm					
1	32	13	20.2 cm	21.3 cm	7.5 cm	19.4 cm	23.2 cm					
2	33	1	21.0 cm	21.9 cm	7.6 cm	20.0 cm	23.8 cm					
3	34	2	21.7 cm	22.9 cm	7.8 cm	20.6 cm	24.4 cm					
4	36	3	22.7 cm	23.8 cm	7.9 cm	21.3 cm	25.1 cm					
5	37	4	23.5 cm	24.4 cm	8.3 cm	21.6 cm	25.7 cm					
6	38	5	24.3 cm	25.4 cm	8.6 cm	22.2 cm	26.7 cm					
7	39	6	25.1 cm	26.4 cm	8.9 cm	22.9 cm	27.3 cm					



- BILLY Short-Wrap Zipper configuration
- Strap and clasp for length adjustment

Kids'/Toddler Street High

Sizing chart for Kid/Tod **MEDIUM** (M-width)



FL	Foot length or orthotic brace length (trusting brace is the same length or longer than foot)
SL	Shoe footbed length measured inside the shoe
SW	Shoe footbed width, measured at location where ball of one's foot would be placed
BC	Ball circumference inside shoe at location where ball of one's foot would be placed*
MC	Mid-foot circumference measured inside the shoe near the ankle*

* Removing the shoe insoles will increase the circumference 0.6cm - 1.2cm depending on the shoe size selected.

** The measurements shown here were taken with the laces loosely tied. The laces provide adjustability at the "MC" location. Tighten laces to achieve desired fit.

Kids'/Toddler Sizes			MEDIUM										
US/CA/AU	EU	UK	FL	SL	SW	BC	MC**						
5T	20	4T	12.2 cm	13.3 cm	5.7 cm	15.2 cm	18.4 cm						
6T	22	5T	13.2 cm	14.3 cm	6.0 cm	15.9 cm	19.4 cm						
7T	23	6T	14.1 cm	15.2 cm	6.0 cm	16.5 cm	20.3 cm						
8T	24	7T	14.8 cm	15.9 cm	6.4 cm	17.1 cm	21.0 cm						
9T	25	8T	15.7 cm	16.8 cm	6.7 cm	17.8 cm	21.6 cm						
10T	27	9T	16.7 cm	17.8 cm	6.7 cm	18.4 cm	22.2 cm						
11	28	10	17.5 cm	18.4 cm	6.8 cm	19.1 cm	22.5 cm						
12	30	11	18.4 cm	19.4 cm	7.0 cm	19.4 cm	23.2 cm						
13	31	12	19.2 cm	20.3 cm	7.3 cm	19.7 cm	23.8 cm						
1	32	13	20.2 cm	21.3 cm	7.5 cm	20.3 cm	24.4 cm						
2	33	1	21.0 cm	21.9 cm	7.6 cm	21.0 cm	25.1 cm						
3	34	2	21.7 cm	22.9 cm	7.8 cm	21.6 cm	25.7 cm						
4	36	3	22.7 cm	23.8 cm	7.9 cm	21.9 cm	26.7 cm						
5	37	4	23.5 cm	24.4 cm	8.3 cm	22.5 cm	27.3 cm						
6	38	5	24.3 cm	25.4 cm	8.6 cm	23.2 cm	27.9 cm						
7	39	6	25.1 cm	26.4 cm	8.9 cm	23.8 cm	28.5 cm						



- BILLY Full Wrap Zipper configuration that allows for unobstructed entry
- Adjustable laces provide a custom fit
- Two 3mm removable insoles allow for depth adjustability

Revision	Website	Gender	Silhouette	Page
03	billyfootwear.com	Kids'/Toddler	Street High	65

Sizing Conversion

Within the sizing of kids', women's, and men's, there is overlap. For example, a Women's Size 7 equates to a Big Kid Size 5. The chart to the right helps illustrate where other areas of overlap occur.



Toddler Sizes

5 US Toddler
6 US Toddler
7 US Toddler
8 US Toddler
9 US Toddler
10 US Toddler

Kids' Sizes

10 US Little Kid
11 US Little Kid
12 US Little Kid
13 US Little Kid
1 US Little Kid
2 US Little Kid
3 US Little Kid
4 US Big Kid
5 US Big Kid
6 US Big Kid
7 US Big Kid

Women's Sizes

6 US Women's
6.5 US Women's
7 US Women's
7.5 US Women's
8 US Women's
8.5 US Women's
9 US Women's
9.5 US Women's
10 US Women's
11 US Women's
12 US Women's

Men's Sizes

7 US Men's
7.5 US Men's
8 US Men's
8.5 US Men's
9 US Men's
9.5 US Men's
10 US Men's
10.5 US Men's
11 US Men's
11.5 US Men's
12 US Men's
13 US Men's
14 US Men's
15 US Men's

Width Options

BILLY has width options for many of the shoe families. Keep in mind, widths can differ by sizing gender. The charts below help illustrate where overlap occurs.

Kids' / Toddler Shoe Widths

M	W	XW
Medium	Wide	Extra Wide

Men's Shoe Widths

B	D	3E	6E
Narrow	Medium	Wide	Extra Wide

Women's Shoe Widths

B	D	3E	6E
Medium	Wide	Extra Wide	Extra Extra Wide