



**UAB**  
BASKETBALL

**UAB**  
**MEN'S BASKETBALL**  
**MEDIA GUIDE**

Date	Opponent	Location	Time (CT)	TV
10/23/25	Vanderbilt (Exh.)	Bartow Arena	2 p.m.	
10/29/25	Western Kentucky (Exh.)	Bartow Arena	6:30 p.m.	
11/2/25	Mississippi Vllej St.	Bartow Arena	6:30 p.m.	
11/7/25	at NC State	Raleigh, N.C.	2 p.m.	
11/11/25	Alabama State	Bartow Arena	6 p.m.	
11/14/25	High Point	Bartow Arena	6:30 p.m.	
11/17/25	Rhodes	Bartow Arena	11:30 a.m.	
11/21/25	South Alabama	Bartow Arena	TBD	
11/24/25	Southern Illinois 1	Jacksonville, Fla.	TBD	
11/25/25	UTEP 1	Jacksonville, Fla.	3 p.m.	
12/1/25	at Middle Tennessee	Murfreesboro, Tenn.	6:30 p.m.	
12/5/25	at Drake	Des Moines, Iowa	5 p.m.	
12/14/25	Troy	Bartow Arena	6:30 p.m.	
12/17/25	Cleveland State	Bartow Arena	2 p.m.	
12/21/25	UNC Asheville	Bartow Arena	3 p.m.	
12/31/25	Wichita State *	Bartow Arena	1 p.m.	
1/4/26	at South Florida *	Tampa, Fla.	6:30 p.m.	
1/7/26	Florida Atlantic *	Bartow Arena	4 p.m.	
1/11/26	at East Carolina *	Greenville, N.C.	6 p.m.	
1/14/26	at Tulane *	New Orleans, La.	6:30 p.m.	
1/18/26	Tulsa *	Bartow Arena	12 p.m.	
1/22/26	South Florida *	Bartow Arena	7 p.m.	
1/28/26	at UTSA *	San Antonio, Texas	1 p.m.	
1/31/26	at North Texas *	Denton, Texas	8 p.m.	
2/5/26	Memphis *	Bartow Arena	6 p.m.	
2/8/26	Rice *	Bartow Arena	3 p.m.	
2/11/26	at Tulsa *	Tulsa, Okla.	7 p.m.	
2/15/26	Tulane *	Bartow Arena	1 p.m.	
2/18/26	at Temple *	Philadelphia, Pa.	TBD	
2/22/26	at Memphis *	Memphis, Tenn.	4 p.m.	
3/1/26	North Texas *	Bartow Arena	6 p.m.	
3/4/26	at Charlotte *	Chartlotte, N.C.	1 p.m.	
3/8/26	East carolina *	Bartow Arena	12 p.m.	

American Conference Game \*

Jacksonville Classic Tournament 1

QUICK FACTS	2
2025-26 ROSTER	3-4
MEDIA INFORMATION	5
BARTOW ARENA	6-7
UAB VS OPPONENTS	7-9
HEAD COACH ANDY KENNEDY	10-14
ASSOCIATE HEAD COACH RYAN CROSS	15
ASSISTANT COACH ROB WILLIAMS	16
ASSISTANT COACH CHRIS SHUMATE	17
ASSISTANT COACH CARTER HESTON	18
DIRECTOR OF OPERATIONS ALEX HAUSLADEN	19
DIRECTOR OF BASKETBALL ADMINISTRATION NOAH DARTMANN	20
COACHES AND STAFF	22
GENE BARTOW	23
DAYJAUN ANDERSON (DA)	24
KYERON LINDSAY-MARTIN (KYE)	25
JOAO DAS CHAGAS (JV)	26
AHMAD ROBINSON	27
SALIM LONDON	28
LANCE CARR	29
ARI GOOCH	30
QUARAN MCPHERSON	31
JOEY KAHN	32
CHANCE WESTRY	33
JACOB MEYER	34
EVAN CHATMAN	35
JORDEN PITTMAN	36
JUSTIN HOLLOWAY (JT)	37
DANIEL RIVERA	38
2024-25 FINAL STATS	39-40
YEAR-BY-YEAR RESULTS	41-63
ALL-TIME OPPONENTS	64-92
ALL-TIME RECORDS	93-112
HONOR ROLL	113-114
BLAZERS IN THE NBA	115-116
BLAZERS IN THE NCAA CHAMPIONSHIP	117-120
BLAZERS IN THE NIT	121-124
ALL-TIME ROSTER	125-128

**GENERAL**

Location..... Birmingham, Ala.  
 Founded ..... 1969  
 Enrollment ..... 22,563  
 President..... Dr. Ray Watts  
 Athletics Director..... Mark Ingram  
 Faculty Athletics Representative..... Dr. Frank Messina  
 Sport Administrator ..... Bryant Carter  
 Nickname..... Blazers  
 School Colors..... Forest Green & Old Gold  
 Bartow Arena (Capacity)..... (8,500)  
 Affiliation ..... NCAA Division I  
 Conference ..... American Conference

**HISTORY**

First Season.....1978-79  
 All-Time Record..... 960-561 (47 seasons)  
 All-Time Conference USA Record.....279-183 (28 seasons)  
 All-Time American Conference Record..... 25-11 (2 season)  
 NCAA Tournament Appearances/Last.....17/2024

**COACHING STAFF**

Head Coach ..... Andy Kennedy (6th season)  
     Alma Mater ..... UAB (1991)  
     Record at UAB..... 125-50  
     Overall Record..... 391-219 (18 seasons)  
 Associate Head Coach ..... Ryan Cross (6th season)  
     Alma Mater .....Buffalo (1995)  
 Assistant Coach..... Rob Williams (3rd season)  
     Alma Mater ..... UAB (2011)  
 Assistant Coach..... Chris Shumate (2nd season)  
     Alma Mater .....Murray State (2004)  
 Assistant Coach.....Carter Heston (1st season)  
     Alma Mater .....Alabama (2020)

**SUPPORT STAFF**

Director of Basketball Operations ..... Alex Hausladen (2nd season)  
     Alma Mater .....Arkansas (2006)  
 Director of Basketball Administration ..... Noah Dartmann (6th season)  
     Alma Mater ..... ULM (2020)  
 Strength and Conditioning ..... Keenan Gumbs (2nd season)  
     Alma Mater ..... Liberty (2019)  
 Athletic Trainer..... Bryan Koch (24th season)  
     Alma Mater .....Indiana State (1998)  
 Graduate Assistant ..... Andrew Adams (1st season)  
     Alma Mater ..... 0

**TEAM INFORMATION**

Players Returning/Lost.....1/13  
 Starters Returning/Lost .....0/5  
 Newcomers ..... 14  
 Breakdown (Gr./Sr./Jr./So./Fr.) ..... 0/4/4/3/4

**SOCIAL MEDIA**

UAB Men's Basketball Twitter.....@UAB\_MBB  
 UAB Men's Basketball Instagram ..... UAB\_MBB  
 UAB Athletics Twitter .....@UAB\_Athletics  
 UAB Athletics Facebook..... UAB.Blazers  
 UAB Athletics You Tube ..... UABathletics  
 UAB Athletics Instagram ..... uab\_athletics  
 Coach Kennedy Twitter .....@CoachAK13

**ATHLETICS COMMUNICATIONS**

Men's Basketball Contact ..... Taylor Holmberg  
 Email.....th0055@uab.edu  
 Office Phone.....205-934-0722  
     Cell Phone ..... 205-983-1512  
 Athletics Communications Fax .....205-934-7505  
 Mailing Address ..... 617 13th Street South  
     ..... Birmingham, AL 35294  
 Website.....www.UABSports.com

**WE ARE UAB**

The University of Alabama at Birmingham (UAB) has been an autonomous member of the University of Alabama system since 1969 and has had an intercollegiate athletic program since 1977.

Please note that there are only two correct versions of our name: **UAB** and **The University of Alabama at Birmingham.**

**WE ARE NOT:**

- Alabama-Birmingham
- Ala.-Birmingham
- Ala.-Birm.
- UA-Birmingham
- U.A.B.

No.	Name	Cl.	Pos.	Ht.	Wt.	Hometown/High School/Prep School or Transfer/Transfer
0	Dayjaun Anderson	R-So.	Guard	6' 2"	185	Dayton, Ohio / Pontiz Triton College/Wright State
2	KyeRon Lindsay	Sr.	Forward	6' 8"	222	Denton, Tx. / Denton Guyer Georgia/Texas Tech/Murray State
3	João Das Chagas	Jr.	Center	6' 10"	250	Niquelândia, Brazil / NBA Academy Latin America Arizona Western/Indian Hills
4	Ahmad Robinson	Sr.	Guard	5' 10"	180	West Orange, N.J. / Roselle Catholic -- Raritan Valley CC/Western Texas/New Hampshire/Mercer
5	Salim London	Fr.	Guard	6' 4"	193	Hoover, Ala. / Hoover
6	Lance Carr	Fr.	Forward	6' 7"	210	Dallas, Tx. / Justin F. Kimball
7	Ari Gooch	So.	Guard	6' 2"	180	Minneapolis, Minn. / Park Center McLennan Community College
8	Quaran McPherson	Jr.	Guard	6' 4"	200	Queens, N.Y. / Woodstock (Conn.) Academy Nebraska/Northern Illinois
9	Joey Kahn	R-Sr.	Guard	6' 4"	190	Mobile, Ala. / St. Paul's Episcopal Delta State/Coastal Carolina
11	Chance Westry	So.	Guard	6' 6"	205	Harrisburg, Pa. / Arizona Compass Prep Auburn/Syracuse
12	Jacob Meyer	Jr.	Guard	6' 2"	190	Covington, Ky. / Holy Cross Coastal Carolina/Depaul
15	Evan Chatman	Jr.	Forward	6' 8"	220	Harker Heights, Tx. / Harker Heights McLennan Community College
21	Jorden Pittman	Fr.	Guard	6' 0"		Sanford, Fla. / Seminole
22	Justin Holloway	Fr.	Forward	6' 7"		Opelika, Ala. / Opelika
23	Daniel Rivera	Sr.	Forward	6' 7"	215	San Juan, Puerto Rico / Our Saviour Lutheran (Bronx, NY) Bryant/UMASS

**COACHES AND SUPPORT STAFF**

Head Coach	Andy Kennedy [UAB '91]
Associate Head Coach	Ryan Cross [Buffalo '95]
Assistant Coach	Rob Williams [UAB '11]
Assistant Coach	Chris Shumate (Murray State '04)
Assistant Coach	Carter Heston (Alabama '20)
Director of Basketball Operations	Alex Hausladen [UAB '05]
Director of Basketball Administration	Noah Dartmann [ULM '20]
Graduate Assistant	Andrew Adams ()
Associate Athletics Director - Sports Medicine	Bryan Koch [Indiana State '98]
Strength and Conditioning Coach	Keenan Gumbs [Texas of the Permian Basin '14]

**Returners**

No.	Name	Cl.	Pos.	Ht.	Wt.	Hometown/High School/Prep School or Transfer/Trans
9	Joey Kahn	R-Sr.	Guard	6' 4"	190	Mobile, Ala. / St. Paul's Episcopal Delta State/Coastal Carolina

**Newcomers**

No.	Name	Cl.	Pos.	Ht.	Wt.	Hometown/High School/Prep School or Transfer/Transfer
0	Dayjaun Anderson	R-So.	Guard	6' 2"	185	Dayton, Ohio / Pontiz Triton College/Wright State
2	KyeRon Lindsay	Sr.	Forward	6' 8"	222	Denton, Tx. / Denton Guyer Georgia/Texas Tech/Murray State
3	João Das Chagas	Jr.	Center	6' 10"	250	Niquelândia, Brazil / NBA Academy Latin America Arizona Western/Indian Hills
4	Ahmad Robinson	Sr.	Guard	5' 10"	180	West Orange, N.J. / Roselle Catholic -- Raritan Valley CC/Western Texas/New Hampshire/Mercer
5	Salim London	Fr.	Guard	6' 4"	193	Hoover, Ala. / Hoover
6	Lance Carr	Fr.	Forward	6' 7"	210	Dallas, Tx. / Justin F. Kimball
7	Ari Gooch	So.	Guard	6' 2"	180	Minneapolis, Minn. / Park Center McLennan CC
8	Quaran McPherson	Jr.	Guard	6' 4"	200	Queens, N.Y. / Woodstock (Conn.) Academy Nebraska/Northern Illinois
11	Chance Westry	So.	Guard	6' 6"	205	Harrisburg, Pa. / Arizona Compass Prep Auburn/Syracuse
12	Jacob Meyer	Jr.	Guard	6' 2"	190	Covington, Ky. / Holy Cross Coastal Carolina/Depaul
15	Evan Chatman	Jr.	Forward	6' 8"	220	Harker Heights, Tx. / Harker Heights McLennan CC
21	Jorden Pittman	Fr.	Guard	6' 0"		Sanford, Fla. / Seminole
22	Justin Holloway	Fr.	Forward	6' 7"		Opelika, Ala. / Opelika
23	Daniel Rivera	Sr.	Forward	6' 7"	215	San Juan, Puerto Rico / Our Saviour Lutheran (Bronx, NY) Bryant/UMASS

**NOTE TO THE MEDIA**

We appreciate your interest in UAB Men's Basketball and look forward to working with you this season. Here are some guidelines in advance of the 2025-26 basketball season.

**Media Credentials**

Requests for working media credentials to Blazer basketball games should be emailed to Taylor Holmberg (th0055@uab.edu) at least 48 hours prior to the game you wish to cover. Credentials will be issued to working media on a priority and availability basis. Credentials are non-transferable and should always be worn in clear view.

Credentials can be picked up at the media will call gate (13th Street South entrance to Bartow Arena). All working media should enter Bartow Arena through the ground level entrance on 13th Street South.

A limited number of credentials will be issued for working media at Bartow Arena and will be assigned according to the following policy (as space allows):

Representatives of accredited daily newspapers for both UAB and its opponent and wire service outlets, Television and radio outlets originating live game broadcasts approved by UAB and its opponents, and UAB campus & athletic department outlets.

Online media with an emphasis on recruiting of potential student-athletes, that meet the above qualification can request one (1) credential if the purpose of attending is writing a game/event recap. Credentials will not be granted to any online agency operating sites that are in any way affiliated with gambling. Nor will credentials be granted to "freelance" or "fan-based" sites, or fan podcasts that are not affiliated with an established news-gathering organization and/or sites whose sole entity is fan-generated message boards that allows the posting of anonymous comments.

Media **WILL** be permitted courtside. A limited number of media seats are available on the baseline. These seats will have access to power.

**Media Services & Parking**

The UAB Athletics Communications Office will provide flip cards prior to each home game. Box scores and play-by-play will be available online as well as emailed out after the conclusion of the game.

The working media area is just inside the 13th Street lower-level entrance. Workspace access and power will be provided in the media workroom. Pregame meals will also once again be provided for the 2025-26 season.

Media parking, along with all table crew and additional game day staff, will be in **Express Lot No. 2** this season.

**Photography and Videography**

Availability of photo passes to anyone other than representatives of accredited media agencies or those specifically authorized by the UAB Athletics Department will be strictly regulated. Freelance photographers will be accommodated subject to availability of space and approval.

**Postgame Procedures**

UAB head coach Andy Kennedy and select student-athletes will be available for a postgame press conference (in the media work room) following the standard 10-minute cooling-off period.

**Interview Policy**

For interviews with UAB players, please contact Taylor Holmberg in the Athletics Communications Office at least 24 hours in advance. On game days, no player interviews will be permitted prior to the conclusion of the game. All interview requests for Coach Kennedy will be handled by The UAB Athletics Communications Staff (254-315-1866). Home and cell phone numbers of UAB players and coaches will not be provided. On the road, UAB players and coaches will be available just prior to and just after practice sessions, with the exception of game day.

**Practice**

The men's basketball team generally practices between 1-3 p.m. CT on Monday-Friday (TBA on weekends). The weekly predetermined window for media will be on **Tuesdays** (unless otherwise specified) from **12:30-1:30 p.m.** All player and coach interviews will take place before **1 p.m.**, which is when practice will officially start.

Coach Kennedy is generally available to media from 10:30 a.m. until the start of practice. Please make any interview requests known to UAB Athletics Communications Office, 24 hours in advance.

**UAB Radio**

Broadcasts of UAB men's basketball games will be carried by the Blazers' Learfield Radio Network throughout Alabama and Georgia and will be broadcast on JOX2 100.5 FM ESPN. The broadcast will also be streaming on iHeart Radio. David Crane will be on play-by-play with Mo Finley and Steve Mitchell on color commentary.

**UABSPORTS.COM**

UABSports.com is the most comprehensive sports web site for the Blazers' athletic programs. The site provides fans with the latest news, results and features on all 18 UAB athletic teams, as well as student-athlete and coaching staff biographies, all the latest news, game notes/weekly releases, press conference transcripts, rosters, statistics, feature stories and much more.



After playing its first 10 seasons at the Birmingham-Jefferson Civic Center Coliseum, UAB got a home of its own at the beginning of the 1988-89 season. It has been a remarkable home court advantage. In 31 seasons, the Blazers are 419-105 (.800) on their home floor, which includes a 6-1 record in NIT games in Bartow Arena. Furthermore, the Blazers own an impressive 192-51 (.790) home mark since the beginning of the 2007-08 season.

In a report by RPIRatings.com issued in October of 2009 which ranked the best home court out of 343 schools in the country, UAB's Bartow Arena was ranked 27th-best in the nation with an .825 winning percentage.

In October of 2009, former UAB athletic director Brian Mackin, with the help of ISP, added new, state-of-the-art scoreboards for Bartow Arena. The scoreboards provide additional information and video capabilities that feature LED technology while offering expanded inventory opportunities for corporate partners.

Known as UAB Arena for most of its first nine seasons, the facility was officially renamed Bartow Arena on Jan. 25, 1997, honoring UAB athletics director and former head coach Gene Bartow, who was instrumental in the building of both the athletic program and the building itself.

Bartow Arena has a total of 18,000 square feet of floor space with the lower level seats retracted, and 8,500 seats for basketball (6,500 permanent, 2,000 retractable), and a

maximum basketball capacity of just over 9,000. On Feb. 16, 2008, an arena record crowd of 9,392 watched as the Blazers battled then-No. 1 Memphis.

Bartow Arena is also the home to the athletic department administrative offices, the athletic ticket office, the Champion Club, two athletic training rooms for the men's and women's basketball and volleyball teams.

The Green and Gold Room, home of the Blazer Club, as well as a wide variety of university functions, is located on the arena's main level. The renovations to the building over the years include an administrative towers annex, a portable playing surface and major improvements to the Green and Gold Room and Champion Club room.

An extremely versatile facility, Bartow Arena has hosted commencement ceremonies and convocations, concerts of all types, lectures, special appearances by celebrities such as Michael Jordan, Jackie Joyner-Kersey, Deontay Wilder, President Barack Obama, as well as championship events for the Sun Belt and Great Midwest Conferences. UAB also hosted the 1996, 2015, 2016 and 2017 C-USA Women's Basketball Championship tournament.

**DIRECTIONS TO BARTOW ARENA****FROM THE NORTH**

---

Take Interstate 65 South to Exit 259B (4th Avenue South). Go three blocks to 13th Street South; take a right. Proceed two blocks until the intersection of 13th Street S and 6th Avenue S. Bartow Arena will be on the left.

**FROM THE NORTHEAST**

---

Take Interstate 59 South to Exit 124A (Interstate 65 South); exit I-65 at exit 259B (4th Avenue South). Go three blocks to 13th Street South; take a right. Proceed two blocks until the intersection of 13th Street S and 6th Avenue S. Bartow Arena will be on the left.

**FROM THE EAST**

---

Take Interstate 20 West to Exit 124A (Interstate 65 South); exit I-65 at Exit 259B (4th Avenue South). Go three blocks to 13th Street South; take a right. Proceed two blocks until the intersection of 13th Street S and 6th Avenue S. Bartow Arena will be on the left.

**FROM THE SOUTH**

---

Take Interstate 65 North to Exit 259 (University Blvd.); take University Boulevard two blocks east to 13th Street S. Take a left on to 13th Street S; Bartow Arena will be one block on the right.

**FROM THE SOUTHWEST**

---

Take Interstate 20 East to Interstate 59 North. Take Exit 124A (Interstate 65 South); exit I-65 at exit 259B (4th Avenue South). Go three blocks to 13th Street S; take a right. Travel two blocks until the intersection of 13th Street S and 6th Avenue S. Bartow Arena will be on the left.

**FROM BIRMINGHAM INTERNATIONAL AIRPORT**

---

Follow the signs out of the airport to Interstate 59/20 West toward downtown Birmingham; exit onto Interstate 65 South (Exit 124A) and proceed to Exit 259B (4th Avenue South). Go three blocks to 13th Street South; take a right. Proceed two blocks until the intersection of 13th Street S and 6th Avenue S. Bartow Arena will be on the left.

<b>UAB vs. OPPONENTS</b>			
Air Force	2-0	Dayton	5-1
Alabama	1-0	DePaul	14-19
Alabama A&M	16-0	Drake	1-0
Alabama State	10-0	Drexel	2-0
Alaska Anchorage	2-0	Duke	0-3
Alcorn State	10-0	Duquesne	2-2
American International	1-0	East Carolina	14-7
Arizona	1-1	East Tennessee State	5-0
Arizona State	1-2	Eastern Kentucky	2-0
Arkansas	2-2	Eastern Michigan	1-0
Arkansas - Pine Bluff	2-0	FIU	7-6
Arkansas State	1-0	Florida	1-3
Arkansas-Monticello	2-0	Florida A&M	6-0
Auburn	11-10	Florida Atlantic	16-6
Auburn Montgomery	1-0	Florida State	0-4
Austin Peay State	1-0	Florida Tech	0-0
Ball State	0-1	Fresno State	1-1
Baylor	1-1	Furman	1-1
Belmont	1-0	George Mason	0-1
Benedictine	1-0	George Washington	3-1
Bethune-Cookman	2-0	Georgetown	0-1
Birmingham-Southern	2-0	Georgia	2-3
Boston College	0-1	Georgia Southern	7-1
Bradley	2-3	Georgia State	7-2
Brigham Young	1-3	Grambling State	2-0
Brown	0-1	Green Bay	1-0
Buffalo	0-1	Hardin-Simmons	1-0
Butler	2-1	Hawaii	3-2
Cal Poly	1-0	Hawaii at Hilo	1-0
Cal State Chico	1-0	Hawaii Pacific	5-0
Cal State East Bay	0-0	High Point	0-1
California	1-0	Hiwassee	1-0
California Santa Barbara	1-1	Holy Cross	0-2
Campbell	1-0	Houston	18-7
Canisius	2-0	Idaho State	2-0
Centenary	2-0	Illinois	1-1
Chaminade	1-0	Illinois College	1-0
Charlotte	35-20	Illinois State	2-3
Chattanooga	11-4	Indiana	1-3
Cincinnati	10-15	Iona	0-2
Citadel	1-0	Iowa	0-2
Clemson	2-2	Iowa State	2-1
Cleveland State	2-0	Jackson State	7-0
Coastal Carolina	1-0	Jacksonville	27-8
College of Charleston	0-2	Jacksonville State	6-0
Columbia	1-0	Kansas	1-3
Columbus State	2-0	Kansas City	1-0
Creighton	0-2	Kennesaw State	1-0
CSUN	4-0	Kent State	1-3
		Kentucky	3-3
		La Salle	1-2
		Lamar	2-0
		Lehigh	1-0
		LeMoyne-Owen	1-0
		Lindenwood	0-0
		Little Rock	0-1
		Long Beach State	1-0
		Long Island	1-0
		Longwood	1-1
		Louisiana	5-1
		Louisiana Monroe	2-1
		Louisiana Tech	13-9
		Louisville	4-12
		LSU	1-3
		MacMurray	2-0
		Marquette	8-12
		Marshall	22-9
		Maryland	1-0
		Maryland Eastern Shore	1-0
		McNeese State	0-1
		Memphis	12-43
		Mercer	1-0
		Miami	0-1
		Michigan	1-2
		Michigan State	2-0
		Middle Tennessee	19-11
		Miles	1-0
		Milligan	0-0
		Millsaps	2-0
		Milwaukee	1-0
		Minnesota	2-3
		Mississippi	1-4
		Mississippi College	1-0
		Mississippi State	4-3
		Mississippi Valley State	9-0
		Missouri	2-1
		Missouri Baptist	1-0
		Missouri State	1-0
		Missouri Western State	1-0
		Missouri-Rolla	1-0
		Monmouth	1-1
		Montevallo	2-0
		Morehead State	3-0
		Morehouse	1-0
		Mount St. Mary's	1-0
		Murray State	1-4
		Navy	2-0
		Nebraska	3-2
		Nebraska Kearney	1-0
		New Hampshire	1-0

New Mexico	1-1	Savannah State	1-0	Utica	1-0
New Orleans	6-2	Seattle	1-0	UTRGV	1-0
Newberry	1-0	Siena	1-0	UTSA	14-5
Nicholls State	2-0	South Alabama	31-14	Valdosta State	1-0
Norfolk State	1-0	South Carolina	2-3	Valparaiso	1-0
North Alabama	2-0	South Carolina State	3-0	Vanderbilt	2-4
North Carolina	1-4	Southeast Missouri State	1-0	VCU	22-17
North Carolina State	1-0	Southeastern Louisiana	2-0	Vermont	0-1
North Georgia	0-0	Southern	7-0	Villanova	1-0
North Texas	12-9	Southern Illinois	0-2	Virginia	1-1
Northeastern	2-0	Southern Methodist	10-3	Virginia Tech	0-2
Notre Dame	0-1	Southern Miss	38-20	Washington	1-0
Ohio State	0-1	Southwest Baptist	1-0	Washington State	1-1
Oklahoma	1-2	St. Bonaventure	0-1	West Alabama	2-0
Oklahoma City	1-0	St. John's	0-2	West Virginia	2-3
Oklahoma State	1-1	Stanford	0-1	Western Michigan	0-1
Old Dominion	23-16	Stars	0-0	Whittier	1-0
Oral Roberts	1-0	Stephen F. Austin	3-0	Wichita State	2-5
Oregon	1-1	Stetson	1-0	William & Mary	1-0
Pacific	1-0	Syracuse	0-1	Winston-Salem State	1-0
Parkside	1-0	TCU	5-4	Wisconsin	0-1
Penn State	1-0	Temple	4-3	WKU	27-18
Pittsburgh	2-0	Tennessee	2-2	Wyoming	1-3
Portland	0-1	Tennessee Martin	1-1	Xavier	0-1
Prairie View A&M	6-0	Tennessee State	2-0	Young Harris	2-0
Presbyterian	1-0	Texas	0-2	<b>TOTAL</b>	<b>943-545</b>
Princeton	0-2	Texas A&M	1-0		
Providence	1-1	Texas A&M - Corpus Christi	1-0		
Puerto Rico-Bayamon	0-1	Texas State	3-0		
Purdue	0-1	Texas Tech	1-0		
Radford	1-0	Thomas	1-0		
Rhode Island	1-2	Toledo	0-1		
Rhodes	3-0	Troy	12-1		
Rice	22-4	Tulane	27-14		
Richmond	2-4	Tulsa	12-7		
Roosevelt	2-0	Tuskegee	1-0		
Rust College	1-0	UCF	7-5		
Rutgers	1-1	UC Irvine	0-1		
Sacramento State	1-0	UCLA	0-4		
Saint Francis U	1-0	UConn	1-0		
Saint Joseph's	2-0	UMass	1-0		
Saint Joseph's College	1-0	UNC Asheville	3-0		
Saint Louis	18-7	UNC Pembroke	0-0		
Saint Mary's	1-0	UNLV	1-3		
Saint Mary's of California	0-1	USC	0-1		
Samford	4-0	USC - Upstate	1-0		
San Diego State	1-1	USF	43-21		
San Francisco	0-1	UT Arlington	6-0		
San Francisco State	1-0	Utah Valley	1-1		
Santa Clara	3-1	UTEP	18-9		



## ANDY KENNEDY

**ALMA MATER: UAB '91**

**EXPERIENCE: 6TH SEASON at UAB**

Andy Kennedy was named the seventh head coach of the UAB men's basketball program, Director of Athletics Mark Ingram announced on March 20, 2020.

Kennedy, who enters his fifth year with the program in 2024-25, returned to his alma mater where he is the second leading scorer in program history. A two-time SEC Coach of the Year and winningest coach in the University of Mississippi history, Kennedy coached at Ole Miss from 2006-2018, before spending two years as a commentator for ESPN and the SEC Network.

On July 21, 2022, Kennedy signed a six-year contract extension which goes through the 2027-28 season.

He led the Blazers back to the NCAA Tournament during the 2023-24 season for the second time in three years even after losing five of their six leading scorers from the previous season, including the No. 5 scorer in the nation Jordan "Jelly" Walker and future NBA player Trey Jemison. Kennedy led the Blazers to wins over two ranked opponents in a single season for the first time since the 2009-10 season with wins over No. 19 Memphis and No. 20 Florida Atlantic. UAB also defeated Maryland during the Asheville Championship, marking the Blazers' first win over a active Big Ten school since 2006.

During the Blazers' first year in the American Conference, Kennedy led the Blazers to a No. 4 seed in the conference tournament, where UAB won all three games by double digits en route to an AAC Tournament title, including a 93-83 win over top-seeded South Florida.

JUCO transfer Yaxel Lendeborg earned AAC Defensive Player of the Year and first team All-Conference honors after averaging 13.8 points, 10.6 rebounds and 2.1 blocks per game. In conference play, Lendeborg upped his game, averaging 16.0 points and 11.8 rebounds per contest.

Kennedy's 101 wins over his first four seasons as UAB's head coach are the most in program history over any four-year period. He reached 100 wins in Birmingham faster than any coach in program history, doing so in only 136 games.

Kennedy, in his third season at the helm in Birmingham, led UAB to a program-record 29 wins marking the Blazers' third-straight season of 20+ wins. He is one of just five active head coaches with 20+ wins in 13 of their first 16 seasons, joining John Calipari, Mark Few, Jamie Dixon, and Thad Matta on the distinguished list.

During the 2022-23 season Kennedy led the Blazers to a 3-0 record against SEC competition with wins over Georgia, South Carolina and Vanderbilt. The Blazers reached the NIT Championship game for the first time in program history.

In his second season back in Birmingham, Kennedy led UAB to a then program-record 27 victories and the Blazers' 16th NCAA Tournament appearance, punching his alma mater's ticket to the Big Dance with an 82-73 victory over Louisiana Tech in the Conference USA Tournament Championship Game. UAB's 16th NCAA Tournament appearance also marked Kennedy's third NCAA Tournament appearance as a head coach, taking Ole Miss to the Big Dance in both 2013 and 2015.

Kennedy's Blazers secured their sixth conference tournament title in Frisco on March 12, 2022, marking their second conference tournament championship victory outside of Birmingham in program history. UAB also captured its fifth Conference USA Championship in program history, winning three regular season titles and two postseason titles.

With 27 wins in his second season at UAB, Kennedy surpassed 300 career victories in 2021-22, earning win No. 300 with an 87-59 victory over UTSA on Jan. 1, 2022.

As a team, the Blazers finished with their highest final NET Ranking (No. 46) in program history and won 17 games over conference opponents for the first time in UAB men's basketball's 44-year history. UAB finished first in Conference USA in scoring offense (80.31), scoring margin (+13.57), field-goal percentage (.468), 3-point field-goal percentage (.377), rebounding margin (+4.49), total steals (9.60), turnover margin (+4.26) and offensive rebounding percentage (.337). Nationally, the Blazers ranked fourth in total steals (336), sixth in scoring margin (13.6), sixth in scoring offense (80.3), seventh in steals per game (9.6) and 10th in turnover margin (4.3).

The Blazers led Conference USA in scoring offense for the first time in program history and averaged more than 80 points per game for the first time since 1991, which was Kennedy's senior year as a player at UAB when he led Conference USA with 21.8 points per game (UAB single-season record).

Individually, UAB had multiple all-conference honorees for the first time since 2015-16. Transfer guard Jordan Walker highlighted the group of UAB honorees, taking

home C-USA Player of The Year, C-USA Newcomer of the Year, C-USA Tournament MVP, First Team All-Conference USA and First Team NABC District 11 honors in his first season as a Blazer. Walker not only became UAB's third conference Player of the Year in March 2022, but he also joined UAB legend Oliver Robinson as the only two Blazers to earn conference Player of the Year and conference tournament MVP honors in the same season.

Quan Jackson earned Third Team All-Conference USA honors and All-Defensive Team accolades, while KJ Buffen earned All-Conference USA Honorable Mention accolades. Michael Ertel was named to the Conference USA All-Academic Team, which was UAB's first honoree since 2016. Jackson, Ertel and Walker also earned spots on the Conference USA All-Tournament Team.

Overall, UAB ranked inside the Top 55 in NET the entire season, reaching its highest NET ranking in program history (No. 28) on Dec. 13. UAB was the only team in Conference USA with two NET Quadrant I victories during the regular season. The Blazers also reached their highest KenPom ranking in program history (No. 36) on Feb. 9.

In his first season at the helm of his alma mater, Kennedy recorded 22 victories, which was the most for a coach at a new program in 2020-21. He recorded his 20th win in 26 games, the fastest in his head coaching career. The Blazers had 13 Conference USA wins, which was most in the league.

The 2020-21 Blazers were the first squad in program history to begin the season 7-0. The record-setting sixth victory came on Dec. 12 when UAB defeated ETSU 65-61 on the road. The Blazers had one of its best conference starts since the formation of C-USA in 1995-96 as they started off 9-1 for only the second time in league history.

As a team, the Blazers had their highest KenPom ranking to finish the regular season since 2010-11 and highest NET rating in program history (48 on 1/15/21). UAB received votes in AP Poll for the first time since March 7, 2016 and in the Coaches Poll since November 21, 2017.

Individually, Tavin Lovan was named to NABC District 11 Second Team as well as the Conference USA Second Team. Quan Jackson and Trey Jemison were named to the C-USA All-Defensive Team, which was the first time in program history UAB had two members of the All-Defensive Team.

The Blazers' defense was one of the best in the nation. UAB was fourth in the country in scoring defense (60.3 ppg) and turnover margin (5.4).

Kennedy experienced unprecedented success with the Rebels during his tenure in Oxford, securing a school record 245 career victories. Ole Miss captured the SEC Tournament title in 2013 with a 27-9 record, and Kennedy led the Rebels to two NCAA Tournament appearances in 2013 and 2015. Kennedy's teams advanced in both tournament appearances, knocking off fifth-seeded Wisconsin 57-46 in 2013 before rallying from a 17-point halftime deficit in 2015 to defeat BYU 94-90 in the First Four.

The former Ole Miss coach won SEC Coach of the Year honors twice during his tenure (2007 and 2013). Kennedy also captured two SEC West Division titles and led the Rebels to eight postseason appearances and 11 postseason wins during his time in Oxford. He coached 16 players who earned All-SEC honors as the head coach of the Rebels.

In 12 seasons at Ole Miss, Kennedy guided the Rebels to 20 or more wins nine times and ranks top 20 in SEC history for career wins.

Kennedy's first head coaching duties were at Cincinnati for the 2006 season. Named interim head coach on August 26, 2005, Kennedy took over the reins from his mentor Bob Huggins who resigned two days earlier.

In a season where the Big East Conference was stacked from top to bottom, Kennedy led the Bearcats a 13-2 start with road wins over Vanderbilt, Marquette, Dayton and LSU, who made the Final Four. While playing only eight scholarship players, Cincinnati cracked the AP Top-25 ranking, and Kennedy was named Mid-Season National Coach of the Year by CBS Sportsline.



The winning continued when Big East Conference play began. The Bearcats stunned Jim Boeheim's Syracuse Orangemen in the Carrier Dome 82-65, knocked off Rick Pitino's Louisville Cardinals 74-68 and upset 14th-ranked West Virginia 78-75 led by John Beilein.

In his only year as UC's head coach, Kennedy had led the Bearcats to a 21-13 record, defeated 12 foes ranked in the top 100 of the RPI and played a schedule rated fifth toughest in college hoops. The New York Post labeled him the Big East Coach of the Year.

Prior to Cincinnati, Kennedy was an assistant coach at UAB from 1996 to 2001.

Kennedy played at UAB from 1988-91 and holds multiple school records. In just three seasons, he scored 1,787 points - the second most in school history - and also

holds the school record for career 3-point field goals made (318) and attempted (728), 3-point field goal percentage (.437), and free throw percentage (.872).

Additionally, he holds UAB's record for most points scored by a sophomore (603) and by a senior (676), and most career 20+ point games (43).

Kennedy was named First Team All-Sun Belt as a senior in 1990-91, as well as Second Team All-Sun Belt as a junior in 1989-90. He was enshrined into the UAB Athletics Hall of Fame on October 7, 2022 for his standout playing career.

### Andy Kennedy File

Born: March 13, 1968

Wife: Kimber, daughters Meagan and Kaitlyn

Hometown: Louisville, Miss.

Education: UAB (B.A., History, 1991)

### Collegiate Coaching Experience

South Alabama (Assistant Coach, 1994-95)

UAB (Assistant Coach, 1995-01)

Cincinnati (Assistant Coach, 2001-05)

Cincinnati (Head Coach, 2005-06)

Ole Miss (Head Coach, 2006-18)

UAB (Head Coach, 2020-present)

### Kennedy's Career Record

Season	Team	Overall	Conf.	Finish	Postseason
2005-06	Cincinnati	21-13	8-8	8th	NIT Quarterfinals / Big East First Round
2006-07	Ole Miss	21-13	8-8	T-1st (West)	NIT Second Round / SEC Semifinals
2007-08	Ole Miss	24-11	7-9	3rd (West)	NIT Semifinals / SEC First Round
2008-09	Ole Miss	16-15	7-9	T-4th (West)	SEC First Round
2009-10	Ole Miss	24-11	9-7	T-1st (West)	NIT Semifinals / SEC Second Round
2010-11	Ole Miss	20-14	7-9	T-3rd (West)	NIT First Round / SEC Quarterfinals
2011-12	Ole Miss	20-13	8-8	T-6th	NIT First Round / SEC Semifinals
2012-13	Ole Miss	27-9	12-6	T-2nd	NCAA Third Round / SEC Champions
2013-14	Ole Miss	19-14	9-9	T-6th	SEC Quarterfinals
2014-15	Ole Miss	21-13	11-7	T-3rd	NCAA First Round / SEC Second Round
2015-16	Ole Miss	20-12	10-8	T-6th	SEC Second Round
2016-17	Ole Miss	22-14	10-8	T-5th	NIT Quarterfinals / SEC Quarterfinals
2017-18	Ole Miss	11-16	4-10		
2020-21	UAB	22-7	13-5	2nd (West)	
2021-22	UAB	27-8	14-4	2nd (West)	NCAA First Round / C-USA Champions
2022-23	UAB	29-10	14-6	3rd	NIT Finals / C-USA Runner Up
2023-24	UAB	23-12	12-6	4th	NCAA First Round / American Conference Champions
2024-25	UAB	24-13	13-5	3rd	NIT Quarterfinals / American Conference Runner Up
2025-26	UAB				
<b>at UAB</b>	<b>5 years</b>	<b>125-50</b>	<b>66-26</b>		
<b>Totals</b>	<b>18 years</b>	<b>391-219</b>	<b>176-132</b>		

**Kennedy Record vs. Opponents**

Alabama	11-9	Illinois State	1-3
Alabama A&M	5-0	Illinois-Chicago	1-0
Alabama State	3-0	Indiana	1-0
Alcorn State	4-0	Indiana State	0-1
Appalachian State	1-0	Jacksonville	1-0
Arkansas	12-9	Jacksonville State	1-0
Arkansas State	3-2	Kansas State	1-2
Arkansas-Monticello	1-0	Kennesaw State	1-0
Auburn	16-7	Kentucky	2-12
AUM	1-0	La Salle	1-1
Austin Peay	1-0	Lamar	1-0
Baylor	0-1	Lipscomb	1-0
Bradley	3-1	Little Rock	3-0
Brigham Young	1-0	Longwood	0-1
Cal	0-1	Louisiana	4-0
Centenary	1-0	Louisiana Tech	6-2
Central Arkansas	1-0	Louisiana-Monroe	4-0
Charleston Southern	0-1	Louisville	1-2
Charlotte	5-2	Loyola Marymount	1-0
Chattanooga	0-1	LSU	12-9
Cincinnati	1-0	Marquette	1-1
Clemson	1-2	Marshall	1-1
Coastal Carolina	3-0	Maryland	1-0
Colorado State	0-1	McNeese State	2-1
UConn	0-2	Memphis	4-6
Creighton	1-1	Mercer	0-1
Dayton	1-6	Miami Fla.	1-1
DePaul	3-0	Miami Ohio	1-0
Drake	2-0	Middle Tennessee	7-6
East Carolina	2-1	Millsaps	1-0
East Tennessee State	4-0	Minnesota	1-0
Eastern Kentucky	1-0	Mississippi State	13-12
FIU	2-1	Mississippi Valley State	7-0
Fairfield	1-0	Missouri	9-2
Florida	5-11	Monmouth	1-0
Florida A&M	1-0	Montana	1-0
Florida Atlantic	6-3	Montevallo	1-0
Fordham	1-0	Morehead State	2-0
Furman	1-0	Morgan State	1-0
George Mason	0-1	Murray State	3-0
Georgetown	0-1	Nebraska	1-0
Georgia	8-9	New Mexico	2-1
Georgia Southern	1-0	New Orleans	2-0
Georgia State	2-0	Nicholls State	2-0
Georgia Tech	1-1	North Carolina A&T	2-0
Grambling	2-0	North Texas	8-5
Hawaii	1-0	Northern Arizona	1-0
High Point	0-1	Northwestern State	1-0
Holy Cross	1-0	Ohio	1-0
Houston	0-1	Ohio State	0-1
		Old Dominion	1-2

Oral Roberts	1-0	Utah Valley	1-0
Oregon	1-1	UTEP	7-0
Prairie View	1-0	UTSA	7-1
Penn State	3-0	Vanderbilt	9-7
Pittsburgh	0-1	Vermont	0-1
Presbyterian	2-0	Villanova	0-2
Providence	1-0	Virginia Tech	1-2
Rhodes	2-0	West Virginia	1-5
Rice	9-2	Wichita State	2-1
Rust College	1-0	Winthrop	1-0
Rutgers	2-0	Wisconsin	1-0
Saint Joseph's	2-0	WKU	3-3
Saint Louis	2-1	Xavier	0-2
Sam Houston State	1-0	<b>TOTAL</b>	<b>367-206</b>
San Diego State	0-1		
San Francisco	1-1		
Santa Clara	1-0		
Seton Hall	0-2		
SMU	3-1		
South Alabama	5-0		
South Carolina	9-10		
South Dakota State	0-1		
South Florida	3-0		
Southeast Missouri State	2-0		
Southeastern Louisiana	3-0		
Southern	2-0		
Southern Miss	9-3		
Syracuse	2-2		
TCU	1-1		
Temple	3-0		
Tennessee	8-8		
Tennessee Tech	2-0		
Tennessee-Martin	1-0		
Texas	0-1		
Texas A&M	2-5		
Texas A&M-Corpus Christi	2-0		
Texas State	1-0		
Texas Tech	1-0		
Toledo	0-1		
Towson	1-0		
Troy	6-0		
Tulane	3-1		
Tulsa	3-0		
Tuskegee College	1-0		
UCF	3-0		
UC Irvine	0-1		
UC-Santa Barbara	1-0		
UMass	2-0		
UNC Asheville	2-0		
USF	3-0		
Utah	0-2		



## RYAN CROSS

**ASSOCIATE HEAD COACH - 6TH SEASON**

**ALMA MATER: Buffalo '95 / Fort Hays State '00**

Ryan Cross enters his sixth season at UAB in 2025-26. He was promoted to Associate Head Coach prior to the 2023-24 season after spending the previous three seasons as an assistant coach.

During Cross' time in Birmingham, the Blazers have amassed a 125-50 record. UAB has captured a Conference USA Tournament title, and American Conference Tournament title and earned two trips to the NCAA Tournament in three seasons. In 2022-23, the Blazers set a program record with 29 wins and the program's first NIT Championship game appearance. During the 2021-22 season Jordan Walker was named Conference USA Player of the Year after leading the conference in scoring. Walker followed that up by leading the league in

scoring again during the 2022-23 season and being selected first-team All-Conference USA. In 2023-24, Yaxel Lendeborg was named the American Conference Defensive Player of the Year and earned first team All-AAC honors. Six other Blazers have also received All-Conference accolades during Cross' time at UAB.

He came to the Magic City after serving the previous eight seasons at the University of Louisiana Monroe under Keith Richard. He was an assistant for six seasons before being promoted to associate head coach beginning with the 2018-19 season. While at ULM, the Warhawks made four postseason tournaments and posted the third most wins in program history in 2014-15 with 24. During his time in Monroe, Cross was also responsible for recruiting seven All-Sun Belt Conference players, including an SBC Defensive Player of the Year, Justin Roberson and an SBC Freshman of the Year, Michael Ertel. Two other players, Majok Deng and Daishon Smith also led the Sun Belt Conference in scoring during Cross' time in Monroe.

Cross served on Richard's staff at Louisiana Tech from 2003-06. During his time in Ruston, the Bulldogs advanced to the 2006 NIT. He also coached four-time NBA All-Star Paul Millsap at Tech, who led the NCAA in rebounding three consecutive seasons. Cross also recruited two other Bulldogs who garnered All Western Athletic Conference honors during his time at Tech.

Coach Cross also had head coaching stints at Chipola Junior College (1999-03) and Barton County Community College (1998-99). In his four seasons at Chipola, Cross guided the Indians to an 80-42 record and produced many Division I prospects. During his time at Chipola, he also coached Walker Russell Jr. who would later play in the NBA for the Detroit Pistons. In one season as the head coach at Barton County, Cross led the Cougars to a 35-3 record and a trip to the NJCAA national championship game. Cross was named the 1999 NABC National Junior College Coach of the Year and also the 1999 Kansas Jayhawk Community College Conference Coach of the Year. At Barton County, Cross also coached the 12th pick in the 1999 NBA Draft, Aleksandar Radojevic (Toronto Raptors). Another one of his players, Lamont Roland, was also named the 1999 NJCAA National Player of the Year.

At the prep level, Cross spent five seasons at Caldwell Parish (LA) High School (2006-11), where he guided the Spartans to a 109-57 overall record and four straight state playoff appearances. He began his coaching career as an assistant coach under current Wake Forest coach Steve Forbes at Barton County (Kan) Community College from 1996-98. He was also a junior college assistant for one season at Bossier Parish (LA) Community College (2011-12). He got his start in coaching as a graduate assistant coach at his alma mater Buffalo for the 1995-96 season.

He played collegiately at Buffalo (1992-95), where he earned his bachelor's degree in Sociology in 1995. Cross earned a master's degree in Higher Education Administration from Fort Hays State University in 2000.

Cross and his wife Karen have four daughters, Taylor, Kelsy, Amber, and Kendall.



**CHRIS SHUMATE**  
**ASSISTANT COACH - 2ND SEASON**  
**ALMA MATER: Murray State '04**

Shumate enters his second season at UAB in 2025-26.

UAB men's basketball head coach Andy Kennedy announced the hiring of Georgia Southern assistant coach Chris Shumate on Friday, May 3, 2024.

Shumate joins the Blazers' staff after five seasons at Georgia Southern. He had previously served as an assistant at Cincinnati, Southern Miss, Tennessee, Western Kentucky and Northern Kentucky.

Prior to Shumate's stint at Georgia Southern, he served as an assistant at Northern Kentucky for three seasons from 2016-19. The Norse reached the postseason in each of the three seasons while capturing two conference tournament titles and one regular season crown. NKU appeared in the NCAA Tournament twice and the NIT once during those three years.

The Louisville, Kentucky native spent one season at Southern Miss where he helped the Golden Eagles reach the NIT Quarterfinals. Following his sole season in Hattiesburg, he spent one season at Tennessee.

As a player, Shumate scored 1,207 points during his career at Murray State, leading the Racers to an Ohio Valley Tournament title and an NCAA Tournament appearance during his senior season. As the team captain, he shot over 40 percent from three throughout his career, including a .448 mark from beyond the arc in his final season. He earned All-OVC honors twice.

He spent two years in the NBA D-League before joining his former college coach Mick Cronin's staff at Cincinnati to begin his coaching career.

**ROB WILLIAMS****ASSISTANT COACH - 3RD SEASON****ALMA MATER: UAB '14, '15**

Williams enters his third season at UAB in 2025-26.

UAB men's basketball head coach Andy Kennedy announced the hiring of former UAB player Rob Williams as the Blazers' new assistant coach on May 5, 2023.

During Williams' first season as an assistant coach at UAB, the Blazers captured the American Conference Tournament Title and earned a berth into the NCAA Tournament. Yaxel Lendeborg earned first team All-AAC honors and was named the league's Defensive Player of the Year.

Williams spent the previous two seasons as an assistant coach at the University of Denver. During his time in the Mile High City, Williams oversaw steady growth for the Pioneers. Denver's seven conference wins in 2021-22 matched its total from the previous three seasons combined. In 2022-23, Williams and Denver matched the program's highest win total since the 2016-17 season.

Denver averaged 72.7 points per game during the 2022-23 season, the program's highest scoring total since the 2017-18 season.

Williams spent five seasons on staff at UAB before he served as an assistant at Denver. After serving as a Graduate Manager for two seasons from 2015-17, he was promoted to Director of Player Relations and served in that role from 2017-21.

Prior to his role on staff, Williams spent five years as a player in the Blazers' program and drew 81 starts in 123 career games played. He finished his career in 2014 with 580 rebounds and ranks 10th all-time at UAB. Williams also served as one of the Blazers' top threats from beyond the arc and knocked down 54 three-pointers over his final two seasons.

Williams was part of a 2010-11 Blazer team that won the Conference USA regular season title and reached the NCAA Tournament.

Following his graduation with a degree in communication studies, Williams toured the United States with an Athletes in Action team.

Williams returned to UAB in 2015 to pursue a master's degree in communication management.



## CARTER HESTON

**ASSISTANT COACH - 1ST SEASON**

**ALMA MATER: ALABAMA '20**

Heston Joins the Blazers after three years as an Assistant Coach at North Alabama in Florence. He also spent one year with the Lions as the Director of Player Development in 2021-22. Heston helped the Lions win their first ASUN Championship, make their first appearance in the NIT, and set their season record in wins at 24 in 2024-25.

In the summer of 2021, Heston worked with Beyond Athlete Management and Dig Deep Basketball, helping prepare current NBA players Jae'Sean Tate and Isaiah Hartenstein for their seasons. He also worked with multiple players during their NBA pre-draft process including Jordan Hall and Matt Coleman.

Heston also worked with longtime NBA trainer Phil Beckner, coaching various NBA athletes. He worked with two First Round Picks throughout their Pre-Draft process with Beckner (Ochai Agbaji who was drafted 14th to the Cleveland Cavaliers and David Roddy who was drafted 23rd to the Philadelphia 76ers). He also worked with numerous NBA Players during their off seasons including Damian Lillard, Darius Bazley, and Frank Kaminsky.

Before his experience developing NBA talent, Heston spent the 2020 season at Texas A&M University-Texarkana where he helped the Eagles to an 11-4 season and a trip to the 2020 NAIA National Tournament.

Originally from Milwaukee, Wisc., Heston has additional experience coaching camps in southeast Wisconsin. In addition, he trained multiple college players at the Division I and Division II levels.



## ALEX HAUSLADEN

**DIRECTOR OF OPERATIONS - 2ND SEASON**

**ALMA MATER: Arkansas '05**

Alex Hausladen enters his second season at UAB in 2025-26.

Hausladen comes to UAB after spending one year as an Assistant Coach at Texas A&M-Corpus Christi. He was part of a staff that finished second in the Southland Conference, won 21 games, the most for the Islanders under a first year Head Coach, and made appearance in the CIT. He also coached a First-Team All-Southland Conference selection.

He previously spent two seasons as an assistant coach at ULM. In the 2022-23 season, he signed and coached an All-Sun Belt Conference Third-Team honors and a NABC District 23 First-Team selection. In 2021-22, he helped coach All-Sun Belt Conference Third-Team, and

All-Louisiana Third-Team Selection.

Hausladen arrived at ULM after spending the previous seven seasons at Texas State. During his time with the Bobcats, Texas State claimed the 2020-21 SBC regular-season championship, posted three 20-win seasons, reached the CollegeInsider.com Mid-Major Top-25 in four seasons and received votes in the USA Today Coaches' Poll in 2019.

Prior to Texas State, Hausladen spent five seasons as an assistant coach at Southeastern Louisiana. During his time with the Lions, he coached five All-Southland Conference players, four All-Louisiana players, three National Association of Basketball Coaches All-District players and made three trips to the SLC Tournament.

Before arriving in Hammond, Hausladen was an assistant coach at Christian Brothers University for two seasons. He helped the Buccaneers to a 47-17 mark, including two NCAA Division II Tournament berths, the 2009 South Region Championship and an appearance in the Elite Eight. He coached one First-Team All-American, four All-Region selections, the 2009 South Region and Gulf South Conference West Division Player of the Year and also recruited a GSC Freshman of the Year.



**NOAH DARTMANN**  
**DIRECTOR OF BASKETBALL ADMINISTRATION - 6TH SEASON**  
**ALMA MATER: ULM ('19)**

Noah Dartmann enters his sixth season at UAB in 2025-26. He was promoted to the title of Director of Basketball Administration on June 5, 2022.

He has been at UAB for the entirety of the Andy Kennedy era that has seen 101 wins, two Conference Championships, two NCAA Tournament appearances and an NIT title game.

Dartmann, a native of Omaha, Nebraska, spent his first season with the Blazers as a graduate assistant and his second year as the video coordinator. The Blazers captured the 2022 Conference USA Tournament Championship and made their 16th NCAA Tournament. In 2021-22, UAB set a program record with 27 wins.

Prior to his time as a graduate assistant, Dartmann was a student manager for four years at ULM.



**ANDREW ADAMS**  
**GRADUATE ASSISTANT - 1ST SEASON**  
**ALMA MATER: UAB**

|



**KEENAN GUMBS**



**BRYAN KOCH**



**TAYLOR HOLMBERG**  
Communications - 1st year



**BRYANT CARTER**  
Administration - 9th year



**ANNA GRISSETT**  
Marketing - 2nd year



**OLI THOMPSON**  
Creative Services - 2nd year



**DAVID CRANE**  
Play-by-Play - 19th year



## GENE BARTOW

**HEAD COACH: 1978-96**

**ATHLETIC DIRECTOR: 1977-00**

One of the most respected figures in intercollegiate athletics, Gene Bartow forged the UAB Athletics program into a well-rounded organization with outstanding teams in several sports. Bartow, the Father of UAB Athletics, grew the intercollegiate sports program there from its infancy into one that featured 17 sports and an annual operating budget of more than \$8 million by the time he retired from the position in 2000.

Among his achievements were guiding the program through three conference changes, growing the football team from a club sport into an FBS (Division I-A) program and adding several women's sports to the university's athletics roster.

Bartow was at the helm of the UAB Men's Basketball program for 18 seasons, compiling a record of 366-203 (.643) during his tenure. He led the Blazers to the NIT in the program's second year of existence and followed that up with seven straight NCAA Tournament appearances, including trips to the Sweet 16 in 1981 and the Elite Eight in 1982. In all, he led UAB to 14 postseason appearances, nine of which were NCAA Tournaments.

In addition to his time at UAB, Bartow is one of the top college basketball coaches of all time. By the time he retired from collegiate coaching in 1996, he had led teams for 34 years at six universities (Central Missouri State, Valparaiso, Memphis State, Illinois, UCLA and UAB), compiling 647 wins, 15 NCAA Tournament appearances and two Final Four appearances. He had one national title game appearance and received the national coach of the year award (both with Memphis State in 1973). Bartow was known for operating clean programs free from NCAA probation.

In 2009, Bartow received the ultimate honor as he was inducted into the National College Basketball Hall of Fame. He entered the Alabama Sports Hall of Fame in 1989 and is also a member of both the Missouri Basketball Hall of Fame and the Northeast Missouri Athletic Hall of Fame.

The Browning, Mo., native coached 34 years at six universities. He coached at Central Missouri State University from 1961-64, Valparaiso University from 1964-1970, Memphis State University from 1970-74, and he led the Tigers to the 1973 NCAA National Championship Game and consecutive Missouri Valley Conference titles in the 1971-72 and 1972-73 seasons. In 1974, Bartow accepted the head coaching position at the University of Illinois. Illinois finished 8-18 in his only season coaching the Fighting Illini, and Bartow left his position to succeed John Wooden as the head coach of the UCLA Bruins. Bartow coached at UCLA from 1975 to 1977, guiding them to a 52-9 record, including a berth in the 1976 Final Four. Bartow left UCLA after the 1977 season to begin the job of creating an athletic program at UAB.

Bartow retired from coaching in 1996. A year later, UAB renamed its basketball venue, Bartow Arena, in his honor. The Birmingham News voted him one of the top 10 most influential figures in Alabama sports for the past century.

Bartow was married to the former Ruth Huffine and had three children, Mark, Beth and Murry, who has been the head men's basketball coach at UAB, East Tennessee State, USF and UCLA and currently serves as the Blazers' on-air radio analyst.

Gene Bartow passed away on January 3, 2012, at the age of 81 after battling stomach cancer for two and a half years.



2024-25 UAB Men's Basketball  
Combined Team Statistics  
All games

Page 1/1  
as of Sep 12, 2025

Game Records

Record	Overall	Home	Away	Neutral
ALL GAMES	24-13	14-4	7-6	3-3
CONFERENCE	13-5	8-1	5-4	0-0
NON-CONFERENCE	11-8	6-3	2-2	3-3

Points by Period

Team	1st	2nd	OT	TOT
UAB	1496	1531	13	3040
Opponents	1262	1534	26	2822

Team Box Score

No.	Player	GP-GS		Total		3-Point		F-Throw		Rebounds				PF DQ A TO BLK STL PTS AVG									
		GP	GS	MIN	AVG	FG-FGA	FG%	3FG-3FGA	3FG%	FT-FTA	FT%	OFF	DEF	TOT	AVG	PF	DQ	A	TO	BLK	STL	PTS	AVG
3	LENDEBORG, Yaxel	37-37		1243:43	33.6	238-456	.522	25-70	.357	153-202	.757	137	283	420	11.4	91	2	157	80	66	64	654	17.7
4	COLEMAN, Christian	37-35		1019:14	27.5	177-332	.533	0-1	.000	75-112	.670	116	147	263	7.1	69	1	52	51	28	32	429	11.6
10	VASQUEZ, Alejandro	37-15		853:24	23.1	154-377	.408	33-128	.258	71-79	.899	38	69	107	2.9	78	2	56	33	7	18	412	11.1
2	MCGHEE, Ja'Borri	37-37		946:33	25.6	155-300	.517	29-71	.408	72-105	.686	24	77	101	2.7	90	3	104	67	7	39	411	11.1
8	JOHNSON, Eftem	37-21		993:17	26.8	113-308	.367	49-153	.320	52-60	.867	22	54	76	2.1	63	0	68	33	7	31	327	8.8
6	TONEY, Tony	37-34		965:10	26.1	94-224	.420	46-132	.348	32-35	.914	36	91	127	3.4	56	0	68	24	8	28	266	7.2
22	EZEWIRO, Bradley	37-2		605:11	16.4	87-167	.521	0-2	.000	91-119	.765	70	95	165	4.5	73	0	12	27	26	9	265	7.2
5	MOORE, Tyren	37-3		623:40	16.9	77-222	.347	57-146	.390	27-33	.818	3	42	45	1.2	38	0	69	31	1	22	238	6.4
0	GORDON, Greg	7-1		91:06	13.0	10-27	.370	0-3	.000	2-8	.250	15	9	24	3.4	3	0	8	3	2	1	22	3.1
7	HARGROVE, Marquis	9-0		24:17	2.7	3-9	.333	3-8	.375	0-0	.000	0	4	4	0.4	3	0	1	2	0	1	9	1.0
30	DONOHOO, Ryan	5-0		07:25	1.5	1-4	.250	1-3	.333	0-0	.000	0	1	1	0.2	1	0	0	0	0	0	3	0.6
25	SHAVER, Will	9-0		40:56	4.5	1-2	.500	0-0	.000	0-0	.000	5	5	10	1.1	6	0	1	2	1	3	2	0.2
9	MYLES, Malhi	11-0		31:09	2.8	1-7	.143	0-2	.000	0-0	.000	3	6	9	0.8	3	0	0	2	2	0	2	0.2
21	BEARD, Chance	2-0		02:27	1.2	0-0	.000	0-0	.000	0-0	.000	0	0	0	0.0	1	0	0	2	0	0	0	0.0
12	KAHN, Joey	2-0		02:27	1.2	0-2	.000	0-0	.000	0-0	.000	0	0	0	0.0	0	0	0	0	0	0	0	0.0
Team												67	66	133				11					
Total		37		7450		1111-2437	.456	243-719	.338	575-753	.764	536	949	1485	40.1	575	8	596	368	155	248	3040	82.2
Opponents		37		7450		1033-2310	.447	276-799	.345	478-659	.725	411	878	1289	34.8	596	5	513	409	139	216	2822	76.3

Team Statistics

	UAB	OPP
Scoring	3040	2822
Points per game	82.2	76.3
Scoring margin	+5.9	-
Field goals-att	1111-2437	1033-2310
Field goal pct	.456	.447
3 point fg-att	243-719	276-799
3-point FG pct	.338	.345
3-pt FG made per game	6.5	7.2
Free throws-att	575-753	478-659
Free throw pct	.764	.725
F-Throw made per game	15.5	12.9
Rebounds	1485	1289
Rebounds per game	40.1	34.8
Rebounding margin	+5.3	-
Assists	596	513
Assists per game	16.1	13.9
Turnovers	368	409
Turnovers per game	9.9	11.1
Turnover margin	+1.1	-
Assists/turnover ratio	1.6	1.2
Steals	248	216
Steals per game	6.7	5.8
Blocks	155	139
Blocks per game	4.2	3.8
Winning streak	0	-
Home win streak	1	-
Attendance	72605	46791
Home games-avg/attendance	10-4984	23-3088
March avg/attendance	-	0-3288

Team Results

Date	Opponent	Score	Att.
11/04/2024	Vermont	L 62-67	3876
11/07/2024	Southern Miss.	W 98-84	3791
11/10/2024	Southeastern La.	W 82-72	3291
11/15/2024	at High Point	L 65-68	5028
11/18/2024	AUM	W 109-64	3454
11/22/2024	vs Longwood	L 81-89	1525
11/23/2024	vs Illinois St.	L 83-84	1886
11/25/2024	vs Louisiana	W 98-86	925
12/01/2024	Middle Tenn.	L 69-76	3257
12/06/2024	Prairie View	W 95-66	3153
12/15/2024	Arkansas St.	Lot 89-98	4108
12/18/2024	Alabama A&M	W 96-67	3661
12/22/2024	Alcorn	W 91-74	3110
12/31/2024	at North Texas	L 75-78	2979
01/04/2025	Tulsa	W 83-51	3451
01/07/2025	Tulane	W 81-69	3142
01/12/2025	at Fla. Atlantic	W 81-76	3161
01/15/2025	at South Fla.	W 92-83	4572
01/21/2025	UTSA	W 81-78	3592
01/26/2025	at Memphis	L 77-100	12051
01/29/2025	at Tuba	W 78-68	2687
02/01/2025	Charlotte	W 96-78	4284
02/03/2025	North Texas	W 64-61	4318
02/11/2025	at East Carolina	L 75-82	3863
02/16/2025	South Fla.	W 85-78	5313
02/19/2025	at Rice	W 90-89	1165
02/23/2025	Temple	W 80-64	4112
02/27/2025	at Wichita St.	W 80-72	6588
03/02/2025	Memphis	L 81-88	8424
03/06/2025	Fla. Atlantic	W 89-80	4268
03/09/2025	at Tulane	L 68-85	1573
03/14/2025	vs East Carolina	W 94-77	4285
03/15/2025	vs North Texas	W 66-56	5840
03/16/2025	vs Memphis	L 72-84	5119
03/19/2025	at Saint Joseph's	W 69-65	1004
03/23/2025	at Santa Clara	W 88-84	742
03/26/2025	at UC Irvine	Lot 77-81	1378





2024-25 UAB Men's Basketball  
Combined Team Statistics  
in Conference games

Team Records

Record	Overall	Home	Away	Neutral
ALL GAMES	13-5	8-1	5-4	0-0
CONFERENCE	13-5	8-1	5-4	0-0
NON-CONFERENCE	0-0	0-0	0-0	0-0

Score by Periods

Team	1st	2nd	OT	TOT
UAB	731	725	0	1456
Opponents	619	761	0	1380

Team Team Score

No.	Player	GP-GS		Total		3-Point		F-Throw		Rebounds				Other									
		GP	GS	MIN	AVG	FG-FGA	FG%	3FG-3FGA	3FG%	FT-FTA	FT%	OFF	DEF	TOT	AVG	PF	DQ	A	TO	BLK	STL	PTS	AVG
3	LENDEBERG, Yaxel	18	18	611:22	34.0	115-218	.528	10-31	.323	75-94	.798	71	127	198	11.0	37	0	83	43	37	28	315	17.5
10	VASQUEZ, Alejandro	18	6	428:18	23.8	82-198	.414	17-60	.283	41-45	.911	18	37	55	3.1	37	1	29	18	4	9	222	12.3
2	MCGHEE, Ja'Borri	18	18	445:48	24.8	76-141	.539	18-33	.545	29-44	.659	9	30	39	2.2	48	3	47	35	4	16	199	11.1
4	COLEMAN, Christian	18	18	499:39	27.8	78-161	.484	0-1	.000	34-55	.618	55	74	129	7.2	30	0	20	16	13	14	190	10.6
8	JOHNSON, Efrem	18	12	476:40	26.5	52-138	.377	21-62	.339	25-30	.833	11	24	35	1.9	30	0	34	14	6	19	150	8.3
6	TONEY, Tony	18	18	518:51	28.8	51-118	.432	28-71	.394	12-14	.857	21	38	59	3.3	26	0	34	8	5	15	142	7.9
22	EZEVIRO, Bradley	18	0	311:32	17.3	46-93	.495	0-2	.000	41-53	.774	35	47	82	4.6	41	0	7	8	13	5	133	7.4
5	MOORE, Tyren	18	0	291:29	16.2	32-90	.356	26-61	.426	13-17	.765	1	17	18	1.0	13	0	38	15	0	9	103	5.7
9	MYLES, Makhi	6	0	09:53	1.6	1-3	.333	0-0	.000	0-0	.000	1	2	3	0.5	1	0	0	0	1	0	2	0.3
30	DONOHOO, Ryan	1	0	01:25	1.4	0-0	.000	0-0	.000	0-0	.000	0	0	0	0.0	0	0	0	0	0	0	0	0.0
25	SHAVER, Will	1	0	01:25	1.4	0-0	.000	0-0	.000	0-0	.000	0	0	0	0.0	0	0	0	0	0	0	0	0.0
7	HARGROVE, Marquis	2	0	03:39	1.8	0-1	.000	0-1	.000	0-0	.000	0	1	1	0.5	1	0	0	1	0	0	0	0.0
Team												35	32	67						7			
Total		18		3600		533-1161	.459	120-322	.373	270-352	.767	257	429	686	38.1	264	4	292	165	83	115	1456	80.9
Opponents		18		3600		514-1084	.474	131-362	.362	219-320	.684	189	411	600	33.3	271	1	251	184	63	102	1380	76.7

Team Statistics

	UAB	OPP
Scoring	1456	1380
Points per game	80.9	76.7
Scoring margin	+4.2	-
Field goals-att	533-1161	514-1084
Field goal pct	.459	.474
3 point fg-att	120-322	131-362
3-point FG pct	.373	.362
3-pt FG made per game	6.7	7.3
Free throws-att	270-352	219-320
Free throw pct	.767	.684
F-Throw made per game	15.0	12.2
Rebounds	686	600
Rebounds per game	38.1	33.3
Rebounding margin	+4.8	-
Assists	292	251
Assists per game	16.2	13.9
Turnovers	165	184
Turnovers per game	9.2	10.2
Turnover margin	+1.0	-
Assists/turnover ratio	1.8	1.4
Steals	115	102
Steals per game	6.4	5.7
Blocks	83	63
Blocks per game	4.6	3.5
Winning streak	0	-
Home win streak	1	-
Attendance	40904	38639
Home game avg/turn	1-4545	1-4288
Neutral att-avg/turn	-	0-0

Team Results

Date	Opponent	Score	Att.
12/31/2024	at North Texas	L 75-78	2979
01/04/2025	Tulsa	W 83-51	3451
01/07/2025	Tulane	W 81-69	3142
01/12/2025	at Fla. Atlantic	W 81-76	3161
01/15/2025	at South Fla.	W 92-83	4572
01/21/2025	UTSA	W 81-78	3592
01/26/2025	at Memphis	L 77-100	12051
01/29/2025	at Tulsa	W 78-68	2687
02/01/2025	Charlotte	W 96-78	4284
02/03/2025	North Texas	W 64-61	4318
02/11/2025	at East Carolina	L 75-82	3063
02/16/2025	South Fla.	W 85-78	5313
02/19/2025	at Rice	W 90-89	1165
02/23/2025	Temple	W 80-64	4112
02/27/2025	at Wichita St.	W 80-72	6588
03/02/2025	Memphis	L 81-88	8424
03/06/2025	Fla. Atlantic	W 89-80	4268
03/09/2025	at Tulane	L 68-85	1573

**1978-79****Head Coach: Gene Bartow****Overall: 15-11****Home: 12-3****Away: 2-7****Neutral: 1-1**

Date	Opponent	W/L	Score	Att.
11/24	Nebraska	L	55-64	14,800
11/25	San Francisco State	W	67-51	4,550
11/29	Oklahoma	W	88-79	4,460
12/1	vs. Southern Illinois-1	L	72-80	5,600
12/2	vs. Eastern Kentucky-1	W	88-77	5,499
12/9	at Ole Miss	L	77-82 (OT)	3,357
12/14	Georgia State	W	100-81	5,975
12/18	South Alabama	W	75-72	5,483
12/20	Iowa State	W	79-67	5,846
12/23	Saint Louis	W	73-70	5,128
12/30	Florida State	L	66-85	7,201
1/5	at Georgia State	L	61-64	914
1/6	Illinois College	W	108-70	5,236
1/10	Southern Miss	W	93-87	4,671
1/20	at Iona	L	59-61	2,020
1/25	at USF	L	66-68	1,864
1/27	Jacksonville	L	76-84	8,171
1/29	at Southern Miss	W	60-59	3,016
1/31	St. Joseph's College	W	84-69	5,852
2/2	Hawaii	W	85-75	5,196
2/3	USF	W	81-65	9,240
2/8	at South Alabama	L	69-71	3,159
2/12	at Jacksonville	L	52-54	3,055
2/16	at Hawaii	W	86-82 (OT)	3,055
2/22	Drexel	W	77-60	5,195
2/27	at DePaul	L	77-88	3,113

1 - Show Me Classic - Columbia, Mo.

**1979-80****Head Coach: Gene Bartow****Overall: 18-12****Sun Belt Conference: 10-4****Home: 12-3****Away: 5-8****Neutral: 2-1****NIT First Round**

Date	Opponent	W/L	Score	Att.
12/1	Whittier	W	90-67	6,283
12/5	at New Orleans*	W	82-73	902
12/8	at Ole Miss	L	66-67	7,958
12/12	Washington State	W	86-67	6,423
12/15	at Georgia State*	W	100-73	570
12/20	at Oklahoma City	W	89-73	2,010
12/22	at Nebraska	L	84-92 (4OT)	6,973
12/28	Missouri-Rolla-1	W	100-66	5,179
12/29	Drexel-1	W	100-60	3,652
1/3	Georgia State*	W	75-62	4,178
1/5	Air Force	W	65-51	9,448
1/7	VCU*	W	82-71	4,041
1/10	at USF*	W	92-83	336
1/12	Iona	L	65-70	8,894
1/16	at Saint Louis	L	76-84	3,272
1/19	at Jacksonville*	L	52-62	8,671
1/22	DePaul	L	54-57	17,309
1/24	at South Alabama*	W	70-62	10,513
1/28	Charlotte*	W	84-76	6,417
2/2	Jacksonville*	W	72-68	9,265
2/5	at Charlotte*	L	68-73	4,021
2/10	at VCU*	L	75-90	4,600
2/14	USF*	W	78-70	5,046
2/16	New Orleans*	W	86-75	2,547
2/17	South Alabama*	L	65-66	8,352
2/20	at Florida State	L	87-89	2,081

**SUN BELT CHAMPIONSHIP**

2/23	vs. New Orleans-2	W	85-75	2,547
2/24	vs. Jacksonville-2	W	64-60	2,624
2/25	vs. VCU-2	L	88-105	2,519

**NATIONAL INVITATION TOURNAMENT**

3/6	at Louisiana-Lafayette-3	L	72-74	8,124
-----	--------------------------	---	-------	-------

\* - Sun Belt Game

1 - UAB Classic - Birmingham, Ala.

2 - Sun Belt Championship - Charlotte, N.C.

3 - NIT - Lafayette, La.

**1980-81****Head Coach: Gene Bartow****Overall: 23-9****Sun Belt Conference: 9-3****Home: 14-0****Away: 4-8****Neutral: 5-1****NCAA Sweet 16**

Date	Opponent	W/L	Score	Att.
11/29	MacMurray	W	96-56	4,628
12/3	Butler	W	87-58	4,568
12/6	at Ole Miss	L	72-83	3,928
12/8	UT-Arlington	W	67-54	4,295
12/11	Roosevelt	W	112-55	3,649
12/13	at Pittsburgh	W	70-58	3,885
12/16	Missouri Western	W	107-54	4,298
12/19	vs. Idaho State-1	W	68-55	12,400
12/20	at Kentucky-1	L	53-61	23,835
12/23	at Iowa State	L	70-71	6,129
12/29	Rice-2	W	78-60	6,282
12/30	Southern Miss-2	W	60-55 (OT)	8,078
1/3	Jacksonville*	W	73-55	7,195
1/10	VCU*	W	67-65	8,881
1/17	at USF*	L	77-79	7,107
1/24	at Jacksonville*	W	76-64	3,805
1/29	USF*	W	70-53	8,059
1/31	South Alabama*	W	73-70	16,131
2/2	at Georgia State*	W	85-67	325
2/5	Georgia State*	W	89-64	5,813
2/7	at DePaul	L	66-77	16,232
2/12	at Charlotte*	W	73-57	1,504
2/15	at VCU*	L	69-79	8,100
2/18	at South Alabama*	L	57-77	10,549
2/22	Charlotte*	W	80-64	7,129
2/24	Samford	W	92-67	5,310

**SUN BELT CHAMPIONSHIP**

2/27	vs. Charlotte-3	W	80-64	6,122
2/28	vs. South Alabama-3	W	86-59	5,271
3/1	vs. VCU-3	L	61-62 (OT)	3,873

**NCAA CHAMPIONSHIP**

3/13	vs. WKU-4	W	93-68	10,628
3/15	vs. Kentucky-4	W	69-62	12,229
3/20	at Indiana-5	L	72-87	17,091

\* - Sun Belt Game

1 - UKIT - Lexington, Ky.

2 - UAB Classic - Birmingham, Ala.

3 - Sun Belt Championship - Jacksonville, Fla.

4 - NCAA First and Second Rounds - Tuscaloosa, Ala.

5 - NCAA Sweet 16 -Bloomington, Ind.

**1981-82****Head Coach: Gene Bartow****Overall: 25-6****Sun Belt Conference: 9-1****Home: 14-0****Away: 4-8****Neutral: 5-1****Sun Belt Regular Season/Tournament Champions****NCAA Elite 8**

Date	Opponent	W/L	Score	Att.
11/27	Benedictine	W	100-63	5,055
11/28	Pittsburgh	W	78-62	6,053
12/5	Ole Miss	W	72-58	12,785
12/12	at Wichita State	L	60-75	10,666
12/14	Roosevelt	W	86-40	2,891
12/18	vs. Southern Miss-1	W	71-56	7,162
12/19	vs. Georgia-1	L	72-76	7,450
12/22	Chico State	W	80-60	3,217
12/27	vs. Missouri-2	L	80-98	7,364
12/28	vs. Michigan-2	W	73-72	7,774
12/30	Chattanooga	W	76-50	5,318
1/2	VCU*	L	54-55	7,031
1/4	Jacksonville*	W	82-62	6,092
1/7	South Alabama*	W	78-59	10,019
1/11	Charlotte*	W	85-81	5,516
1/13	Utica	W	73-44	489
1/16	at USF*	W	54-49	8,106
1/23	at DePaul	L	68-79	14,187
1/29	USF*	W	59-51	8,491
2/1	at Jacksonville*	W	59-57 (OT)	3,497
2/4	Miss. Valley State	W	102-77	3,755
2/7	at South Alabama*	W	86-82	7,512
2/11	at Saint Louis	W	79-63	1,222
2/20	at VCU*	W	56-55	5,600
2/21	at Charlotte*	W	78-73	4,160
2/23	Samford	W	40-27	7,198

**SUN BELT CHAMPIONSHIP**

2/27	vs. USF-3	W	66-56	11,658
2/28	vs. VCU-3	W	94-83	11,408

**NCAA CHAMPIONSHIP**

3/13	vs. Indiana-4	W	80-70	14,761
3/17	vs. Virginia-5	W	68-66	16,754
3/19	vs. Louisville-5	L	68-75	16,754

\* - Sun Belt Game

1 - Cotton States Classic - Atlanta, Ga.

2 - Winston Tire Classic - Los Angeles, Calif.

3 - Sun Belt Championship - Birmingham, Ala.

4 - NCAA Second Round - Nashville, Tenn.

5 - NCAA Sweet 16/Elite 8- Birmingham, Ala.

**1982-83****Head Coach: Gene Bartow****Overall: 19-14****Sun Belt Conference: 9-5****Home: 9-6****Away: 6-6****Neutral: 4-2****Sun Belt Tournament Champions****NCAA First Round**

Date	Opponent	W/L	Score	Att.
11/26	Auburn	L	61-63	16,797
11/27	UMKC	W	80-60	6,677
12/1	at Baylor	L	55-56	5,530
12/7	at Ole Miss	L	54-66	5,163
12/11	Wichita State	L	88-89 (OT)	7,742
12/14	Columbus College	W	56-42	3,802
12/17	vs. Mississippi State-1	L	47-67	7,350
12/18	vs. Navy-1	W	71-57	8,335
12/20	Saint Louis	W	66-47	8,887
12/22	at Hawaii	L	61-65	2,961
12/23	at Hawaii Pacific	W	92-64	43
12/28	Alaska Anchorage-2	W	102-60	5,107
12/29	Murray State-2	L	75-81	8,872
1/4	VCU*	L	65-67	5,895
1/8	South Alabama*	W	73-67	7,024
1/13	at USF*	L	63-64	6,157
1/16	Jacksonville*	W	74-73	4,057
1/20	Old Dominion*	W	71-60	1,431
1/22	at Jacksonville*	W	82-65	4,672
1/25	at WKU*	W	68-66 (OT)	6,400
1/29	DePaul	L	54-56	9,783
2/3	Charlotte*	W	73-60	5,302
2/5	WKU*	W	61-56	7,188
2/12	at Charlotte*	W	78-70	3,325
2/17	at VCU*	L	68-80	7,200
2/19	at South Alabama*	W	85-80	7,527
2/23	USF*	L	64-69	4,876
2/27	at Old Dominion*	L	57-84	7,607
3/1	Samford	W	66-65	4,610
<b>SUN BELT CHAMPIONSHIP</b>				
3/4	vs. Charlotte-3	W	65-63	10,234
3/15	vs. VCU-3	W	61-59	13,777
3/16	vs. USF-3	W	64-47	11,609
<b>NCAA CHAMPIONSHIP</b>				
3/18	vs. Oklahoma-4	L	63-71	11,900

\* - Sun Belt Game

1 - Krystal Classic - Chattanooga, Tenn.

2 - UAB Classic - Birmingham, Ala.

3 - Sun Belt Championship - Birmingham, Ala.

4 - NCAA First Round - Evansville, Ind.

**1983-84****Head Coach: Gene Bartow****Overall: 23-11****Sun Belt Conference: 8-6****Home: 14-3****Away: 4-7****Neutral: 5-1****Sun Belt Tournament Champions****NCAA First Round**

Date	Opponent	W/L	Score	Att.
11/25	St. Mary's (Minn.)	W	105-53	6,688
11/26	Baptist	W	73-55	4,538
11/29	MVSU	W	87-73	5,101
12/2	Auburn	W	69-62 (OT)	16,803
12/6	Old Dominion	W	83-73	6,553
12/10	at Chattanooga	L	70-79	6,323
12/13	at Mississippi State	W	55-53	2,245
12/15	U.S. International	W	71-56	2,777
12/17	Baylor	W	73-61	7,873
12/22	Valparaiso-1	W	64-49	4,232
12/23	Villanova-1	W	81-76 (30T)	5,885
12/27	vs. Pacific-2	W	57-48	3,059
12/28	vs. SMU-2	L	63-77	4,911
12/29	vs. Tennessee-2	W	84-66	6,358
1/5	MacNurray	W	71-43	2,891
1/7	WKU	W	71-56	8,897
1/14	at DePaul	L	63-98	13,431
1/19	VCU	L	61-63	7,887
1/21	at South Alabama	W	80-79	11,106
1/26	Charlotte	W	74-60	6,886
1/28	Jacksonville	W	75-74 (OT)	12,056
1/31	USF	L	46-65	6,881
2/2	at Jacksonville	W	68-45	3,320
2/4	at Memphis	L	51-53 (OT)	11,200
2/6	at VCU	L	43-49	7,017
2/9	at Charlotte	W	79-70	2,387
2/11	South Alabama	W	51-50	8,489
2/18	at Old Dominion	L	55-76	5,584
2/20	at USF	L	57-58	3,445
2/25	at WKU	L	76-89	8,200
<b>SUN BELT CHAMPIONSHIP</b>				
3/2	as. South Alabama-3	W	76-68	10,621
3/3	vs. VCU-3	W	54-52	11,575
3/4	vs. Old Dominion-3	W	62-60	9,240
<b>NCAA CHAMPIONSHIP</b>				
3/16	vs. BYU-4	L	68-84	7,105

\* - Sun Belt Game

1 - Rainbow Classic - (Honolulu, Hawaii)

2 - UAB Classic - Birmingham, Ala.

3 - Sun Belt Championship - Birmingham, Ala.

4 - NCAA First Round - Evansville, Ind.

**1984-85****Head Coach: Gene Bartow****Overall: 25-9****Sun Belt Conference: 11-3****Home: 14-3****Away: 5-3****Neutral: 6-3****NCAA Second Round**

Date	Opponent	W/L	Score	Att.
11/23	vs. Tennessee-1	W	70-65	2,863
11/24	vs. Illinois-1	W	59-52	4,762
11/25	vs. Kansas-1	W	50-46	4,286
11/30	Auburn	L	59-61	17,025
12/1	Rhodes College	W	95-72	3,211
12/5	South Carolina State	W	73-56	3,556
12/12	at Cincinnati	L	67-69	5,080
12/15	ETSU	W	72-57	4,889
12/17	Mississippi State	W	65-63	5,595
12/21	Austin Peay-2	W	80-68	3,391
12/22	George Mason-2	L	60-61	4,710
12/28	vs. Duke-3	L	62-76	5,047
12/29	vs. The Citadel-3	W	79-64	5,776
1/3	Wisconsin-Parkside	W	89-65	2,896
1/5	DePaul	W	66-59	17,222
1/10	Jacksonville*	W	67-55	5,785
1/12	at USF*	W	58-52	6,367
1/16	at Jacksonville*	W	69-64	4,593
1/19	at WKU*	W	68-66	9,800
1/22	Charlotte*	W	65-62	4,912
1/24	at Old Dominion*	W	56-55	5,021
1/26	VCU*	W	66-62	16,866
1/31	Old Dominion*	L	58-59	12,032
2/2	South Alabama*	W	81-73/Ot	6,883
2/7	Jackson State	W	80-57	4,478
2/9	WKU*	W	77-62	13,864
2/13	at VCU*	L	53-67	10,058
2/19	USF*	W	62-61	16,781
2/21	at Charlotte*	W	60-55	2,140
2/23	at South Alabama*	L	68-80	6,581
<b>SUN BELT CHAMPIONSHIP</b>				
3/1	vs. WKU-4	W	64-56	3,010
3/2	vs. Old Dominion-4	L	67-68	9,558
<b>NCAA CHAMPIONSHIP</b>				
3/15	vs. Michigan State-5	W	70-68	8,000
3/17	vs. Memphis-5	L	66-67 (OT)	6,800

\* - Sun Belt Game

1 - Great Alaska Shootout - Anchorage, Alaska

2 - UAB Classic - Birmingham, Ala.

3 - Trojan Classic - Los Angeles, Calif.

4 - Sun Belt Championship - Hampton, Va.

5 - NCAA First &amp; Second Rounds - Houston, Texas

**1985-86****Head Coach: Gene Bartow****Overall: 25-11****Sun Belt Conference: 9-5****Home: 9-2****Away: 5-6****Neutral: 5-6****NCAA Second Round**

Date	Opponent	W/L	Score	Att.
11/21	vs. Texas A&M-1	W	71-68	1,250
11/24	vs. Duke-1	L	54-66	947
11/26	Missouri Baptist	W	94-52	10,053
12/4	at ETSU	W	63-44	4,775
12/6	vs. Lehigh-2	W	71-61	8,253
12/7	vs. Arkansas State-2	W	78-59	10,942
12/10	Auburn	W	62-56	15,502
12/13	vs. Hawaii Pacific-3	W	69-59	3,200
12/14	vs. Texas State-3	W	65-56	2,543
12/17	Cincinnati	W	69-53	5,871
12/20	Campbell-4	W	86-46	5,269
12/21	Chattanooga-4	W	76-60	6,207
12/27	vs. TCU-5	W	69-62	5,700
12/28	at UNLV-5	L	72-73	17,980
1/4	Old Dominion	W	66-51	10,497
1/6	at USF	W	57-46	2,945
1/9	VCU	W	72-70 (OT)	7,491
1/13	South Alabama	W	77-64	5,719
1/16	WKU	L	72-75 (OT)	10,071
1/18	at DePaul	L	61-70	12,591
1/21	at Jacksonville	W	75-67	6,078
1/23	Charlotte	W	81-63	7,717
1/25	at WKU	L	75-81	13,300
1/27	USF	W	71-56	8,091
1/30	at Old Dominion	W	71-58	7,214
2/1	Jacksonville	L	60-65	12,167
2/6	at VCU	L	57-63	7,152
2/8	South Carolina	W	83-54	6,251
2/15	at South Alabama	L	46-48	4,259
2/17	at Charlotte	W	70-54	6,507
2/22	at Michigan	L	54-62	13,609
<b>SUN BELT CHAMPIONSHIP</b>				
2/27	vs. South Alabama-6	W	64-51	6,802
2/28	vs. WKU-6	W	57-45	8,011
3/1	vs. Jacksonville-6	L	69-70	8,715
<b>NCAA CHAMPIONSHIP</b>				
3/13	vs. Missouri-7	W	66-64	11,298
3/15	vs. North Carolina-7	L	59-77	11,234

\* - Sun Belt Game

1 - Preseason NIT - Houston, Texas

2 - Amana-Hawkeye Classic - Iowa City, Iowa

3 - Early Season Tournament - Honolulu, Hawaii

4 - UNLV Holiday Classic - Las Vegas, Nev.

5 - UAB Classic - Birmingham, Ala.

6 - Sun Belt Championship - Birmingham, Ala.

7 - NCAA First &amp; Second Rounds - Ogden, Utah

**1986-87****Head Coach: Gene Bartow****Overall: 21-11****Sun Belt Conference: 10-4****Home: 7-4****Away: 6-3****Neutral: 8-4****NCAA First Round**

Date	Opponent	W/L	Score	Att.
11/28	Auburn	L	58-68	16,815
11/29	Longwood	W	83-49	2,228
12/5	vs. Hawaii Pacific-1	W	93-75	3,800
12/6	at Stanford-1	L	80-99	4,635
12/8	at Hawaii Loa	W	66-52	125
12/12	vs. Monmouth-2	W	86-73	2,983
12/13	at UALR-2	L	73-74	3,092
12/20	South Carolina State	W	81-67	3,499
12/29	Alaska Anchorage-3	W	94-72	6,106
12/30	Middle Tennessee-3	W	93-91 (OT)	6,323
1/3	at South Alabama*	W	85-80	4,395
1/5	Old Dominion*	W	64-60	5,311
1/8	Jacksonville*	L	69-77	7,322
1/10	at WKU*	L	67-85	10,300
1/12	Charlotte*	W	69-46	9,282
1/17	Bradley	W	80-69	6,172
1/20	at VCU*	W	79-70	4,973
1/24	Temple	L	60-67	8,211
1/26	at Jacksonville*	W	81-80 (OT)	8,913
1/31	at Old Dominion*	W	72-70	6,888
2/3	at West Virginia	L	64-79	6,048
2/5	VCU*	W	79-71	9,129
2/7	South Alabama*	W	87-76	11,713
2/9	USF*	L	67-81	10,172
2/12	at Charlotte*	L	63-76	4,422
2/14	DePaul	L	71-83	8,352
2/18	at USF*	W	67-58	8,706
2/21	WKU*	W	86-73	8,706

**SUN BELT CHAMPIONSHIP**

2/26	vs. South Alabama-4	W	77-64	8,000
2/27	vs. Jacksonville-4	W	93-86	8,000
2/28	at WKU-4	W	72-60	11,300

**NCAA CHAMPIONSHIP**

3/12	vs. Providence-5	L	68-90	11,513
------	------------------	---	-------	--------

\* - Sun Belt Game

1 - Apple Invitational - Palo Alto, Calif.

2 - TCBY Tip-Off - Little Rock, Ark.

3 - UAB Classic - Birmingham, Ala.

4 - Sun Belt Championship - Birmingham, Ala.

5 - NCAA Championship - Ogden, Utah

**1987-88****Head Coach: Gene Bartow****Overall: 16-15****Sun Belt Conference: 7-7****Home: 11-4****Away: 3-6****Neutral: 2-5**

Date	Opponent	W/L	Score	Att.
11/27	vs. Texas State-1	W	72-67	3,000
11/28	vs. Syracuse-1	L	63-79	2,500
11/29	vs. Michigan-1	L	76-78	3,104
12/2	Bethune-Cookman	W	65-41	4,182
12/5	Millsaps	W	94-59	5,138
12/8	West Virginia	W	66-62	5,912
12/12	Wyoming	L	69-74	12,111
12/19	vs. Georgia-2	L	66-85	6,015
12/20	vs. New Orleans-2	L	56-72	6,221
12/28	vs. California-2	W	64-50	10,562
12/29	at UTEP-2	L	58-72	11,287
1/2	Jackson State-3	W	65-51	6,129
1/3	Chattanooga-4	W	81-67	4,368
1/5	MVSU	W	85-67	3,289
1/9	at WKU*	L	50-53	6,800
1/13	USF*	W	59-54	4,096
1/16	at South Carolina	L	63-66	11,187
1/18	at Old Dominion*	L	80-80 (OT)	6,275
1/21	at South Alabama*	L	80-90	8,729
1/25	Jacksonville*	W	70-55	4,586
1/30	WKU*	W	72-51	9,333
2/4	at VCU*	W	78-64	4,623
2/6	BYU	W	102-83	13,488
2/11	Charlotte*	L	79-86	4,741
2/13	VCU*	L	88-89	7,512
2/15	Old Dominion*	W	80-74 (OT)	5,321
2/18	at USF*	W	83-79	3,608
2/20	at Jacksonville*	W	77-75	4,926
2/25	at Charlotte*	L	78-80	11,222
2/27	South Alabama*	L	68-82	7,738

**SUN BELT CHAMPIONSHIP**

3/5	vs. South Alabama-4	L	73-78	5,228
-----	---------------------	---	-------	-------

\* - Sun Belt Game

1 - Great Alaska Shootout - Anchorage, Alaska

2 - Phenix NCAA Ball - Tokyo, Japan

3 - Sun Bowl Classic - El Paso, Texas

4 - UAB Classic - Birmingham, Ala.

Sun Belt Championship - Richmond, Va.

**1988-89****Head Coach: Gene Bartow****Overall: 22-12****Sun Belt Conference: 8-6****Home: 13-1****Away: 5-7****Neutral: 4-4****NIT Third Place**

Date	Opponent	W/L	Score	Att.
11/28	at Hawaii Pacific	W	86-63	100
12/3	Vanderbilt	W	76-69	8,397
12/8	Alabama State	W	87-85	5,871
12/10	At Wyoming	L	91-109	6,891
12/16	Florida A&M-1	W	93-56	4,857
12/17	Louisiana Tech-1	W	97-79	5,321
12/20	vs. Tennessee-2	L	99-111	3,723
12/21	vs. Hardin-Simmons-2	W	72-50	3,718
12/26	Long Beach State	W	90-75	5,118
12/29	vs. Kent State-3	L	66-75	5,729
12/30	vs. Tennessee State-3	W	84-56	5,782
1/7	at Old Dominion	L	89-101	5,555
1/10	WKU	W	76-60	6,011
1/14	at USF	W	73-61	3,795
1/16	Jacksonville	W	93-86	6,080
1/18	at South Alabama	L	84-114	10,637
1/26	at VCU	L	75-79	4,449
1/28	Charlotte	L	72-86	7,380
2/4	Old Dominion	W	92-77	7,416
2/9	at WKU	W	80-70	5,000
2/11	South Alabama	W	93-91	8,459
2/15	at Bradley	L	90-96	8,234
2/18	at Jacksonville	L	79-98	5,016
2/21	USF	W	87-59	4,858
2/23	VCU	W	78-62	5,391
2/25	Auburn (BJCC)	W	105-76	13,756
2/27	at Charlotte	L	74-76	11,334
<b>SUN BELT CHAMPIONSHIP</b>				
3/4	Old Dominion-4	W	89-87/OT	4,104
3/5	South Alabama-4	L	84-103	2,271
<b>NATIONAL INVITATION TOURNAMENT</b>				
3/16	Georgia Southern-5	W	83-74	5,483
3/20	at Richmond-6	W	64-61	9,423
3/22	at UConn-7	W	85-79	4,604
3/27	vs. St. John's-8	L	65-76	8,440
3/29	vs. Michigan State-8	W	78-76 (OT)	3,327

\* - Sun Belt Game

1 - UAB Classic (Birmingham, Ala.)

2 - McDonald's Classic (San Diego, Calif.)

3 - Coca-Cola Classic (Chattanooga, Tenn.)

4 - Sun Belt Championship (Charlotte, N.C.)

5 - NIT (Birmingham, Ala.)

6 - NIT (Richmond, Va.)

7 - NIT (Storrs, Conn.)

8 - NIT (New York, N.Y.)

**1989-90****Head Coach: Gene Bartow****Overall: 22-12****Sun Belt Conference: 12-2****Home: 13-1****Away: 7-6****Neutral: 2-2****NCAA First Round**

Date	Opponent	W/L	Score	Att.
11/15	at Kansas-1	L	83-109	7,025
11/28	Alcorn State	W	104-53	9,010
12/1	at Auburn	W	75-65	11,718
12/5	Oregon	W	79-69	7,298
12/8	vs. Georgia Southern-2	W	79-53	4,500
12/9	at BYU-2	L	82-98	18,097
12/16	at Vanderbilt	L	74-87	13,637
12/21	Penn State-3	W	80-57	6,171
12/22	San Diego State-3	W	91-46	4,209
12/29	New Hampshire-4	W	76-47	4,889
12/30	Alabama State-4	W	118-85	6,319
1/4	Jacksonville	W	77-61	6,191
1/6	at Old Dominion	W	64-61	5,098
1/8	at USF	W	83-66	4,755
1/13	at Xavier	L	61-82	8,047
1/16	WKU	W	86-55	7,196
1/18	at VCU	W	80-59	6,208
1/20	South Alabama	W	85-80	8,659
1/24	at Jacksonville	L	84-86	3,993
1/27	Arkansas	L	95-109	8,951
2/1	at WKU	W	68-57	7,700
2/4	at South Alabama	W	82-75	6,720
2/8	VCU	W	74-51	8,237
2/10	USF	W	82-64	8,211
2/15	at Charlotte	L	72-86	8,503
2/17	at DePaul	W	74-68	10,585
2/24	Charlotte	W	93-61	8,503
2/26	Old Dominion	W	87-72	6,511
<b>SUN BELT CHAMPIONSHIP</b>				
3/3	vs. VCU-5	W	83-68	9,728
3/4	vs. Charlotte-5	L	57-61	9,105
<b>NCAA CHAMPIONSHIP</b>				
3/16	vs. UCLA-6	L	56-68	9,331

\* - Sun Belt Game

1 - Dodge NIT - Lawrence, Kan.

2 - Cougar Classic - Provo, Utah

3 - UAB Invitational - Birmingham, Ala.

4 - UAB Classic - Birmingham, Ala.

5 - Sun Belt Championship - Birmingham, Ala.

6 - NCAA Championship - Atlanta, Ga.

**1990-91****Head Coach: Gene Bartow****Overall: 18-13****Sun Belt Conference: 9-6****Home: 13-1****Away: 2-9****Neutral: 3-3****NIT First Round**

Date	Opponent	W/L	Score	Att.
11/23	Alabama State-1	W	97-80	6,871
11/24	Lamar-1	W	101-88	5,867
11/30	Auburn	W	71-65	8,779
12/1	vs. UNLV-2	L	68-109	7,963
12/4	at Oregon	L	71-98	5,869
12/8	Southern	W	107-83	6,243
12/14	Monmouth-3	L	60-62	5,103
12/15	Florida A&M-3	W	79-56	4,037
12/22	vs. Saint Francis U-4	W	71-68	200
12/23	vs. Chaminade-4	W	87-60	200
12/28	vs. Tulsa-5	L	86-92	8,376
12/29	vs. Illinois State-5	W	71-60	7,160
1/3	at Charlotte*	W	87-70	7,052
1/5	WKU*	W	92-83	8,879
1/7	at VCU*	L	64-66	3,500
1/13	Saint Louis	W	98-80	6,839
1/17	USF*	W	67-62	5,391
1/19	at WKU*	L	85-96	4,600
1/23	VCU*	W	89-68	5,214
1/25	at New Orleans	L	70-81	7,094
1/30	at Arkansas	L	72-104	9,364
2/2	at Jacksonville*	W	92-72	5,026
2/7	at Old Dominion*	L	87-95	2,503
2/9	Jacksonville*	W	84-68	5,967
2/11	Old Dominion*	W	79-77	5,447
2/14	at USF*	L	61-64	6,394
2/16	at South Alabama*	L	79-87	10,594
2/23	South Alabama*	W	107-99	7,535
2/25	Charlotte*	W	87-74	7,518

**SUN BELT CHAMPIONSHIP**

3/2 vs. Old Dominion-6 L 99-95 (OT) 2,031

**NATIONAL INVITATION TOURNAMENT**

3/14 at Memphis-7 L 76-82 6,700

\* - Sun Belt Game

1 - UAB Invitational - Birmingham, Ala.

2 - Hoopfest '90 - Vancouver, B.C.

3 - UAB Classic - Birmingham, Ala.

4 - Kauai Classic - Kapaa, Hawai'i

5 - All College Tournament - Oklahoma City, Okla.

6 - Sun Belt Championship - Mobile, Ala.

7 - NIT - Memphis, Tenn.

**1991-92****Head Coach: Gene Bartow****Overall: 20-9****Great Midwest Conference: 4-6****Home: 16-3****Away: 2-4****Neutral: 2-2****NIT First Round**

Date	Opponent	W/L	Score	Att.
11/22	vs. Duquesne-1	L	77-87	15,498
11/23	vs. Idaho State-1	W	99-80	5,678
11/27	MVSU	W	93-62	4,228
11/30	Auburn (BJCC)	W	88-74	8,823
12/3	Prairie View A&M	W	110-49	4,087
12/6	Jackson State-2	W	83-62	5,567
12/7	Alabama State-2	W	83-61	4,551
12/14	Minnesota	W	86-80	7,427
12/17	Tulsa	W	90-75	6,008
12/20	Texas State-3	W	66-49	4,524
12/21	Georgia Southern-4	W	87-69	4,756
12/27	at Santa Clara-5	W	73-62	3,007
12/28	vs. West Virginia-5	W	88-84	2,734
1/2	Southern	W	90-72	5,461
1/4	Memphis	L	63-67	8,510
1/7	DePaul*	W	75-69	13,066
1/11	at Marquette	L	54-66	12,489
1/18	Southwest Baptist	W	82-66	1,147
1/25	at Cincinnati	L	52-76	13,007
1/28	New Orleans	W	54-50	5,968
2/1	at DePaul	L	82-94	10,097
2/8	at Saint Louis	W	78-74	7,126
2/15	Marquette	W	64-60	8,216
2/20	Bethune-Cookman	W	114-67	4,367
2/22	at Memphis	L	58-63	16,692
2/1	Cincinnati	L	58-63	8,376
3/7	Saint Louis	W	104-76	6,173

**GREAT MIDWEST CHAMPIONSHIP**

3/12 vs. Memphis-6 L 67-79 5,678

**NATIONAL INVITATION TOURNAMENT**

3/18 at Tennessee-7 L 68-71 4,810

\* - Great Midwest Game

1 - Lobo Classic - Albuquerque, N.M.

2 - UAB Classic - Birmingham, Ala.

3 - UAB Invitational - Birmingham, Ala.

4 - Cable Car Classic - Santa Clara, Calif.

5 - All College Tournament - Oklahoma City, Okla.

6 - Great Midwest Championship - Chicago, Ill.

7 - NIT - Knoxville, Tenn.

**1992-93****Head Coach: Gene Bartow****Overall: 21-14****Great Midwest Conference: 5-5****Home: 14-6****Away: 4-3****Neutral: 3-5****NIT Third Place**

Date	Opponent	W/L	Score	Att.
11/25	vs. Vanderbilt-1	L	63-81	4,366
11/27	vs. Dayton-1	W	80-67	4,641
11/28	vs. Chattanooga-1	W	67-52	4,483
12/4	Southern	W	100-88	3,807
12/9	Mississippi State	W	73-68	4,551
12/11	Alcorn State-2	W	100-70	4,568
12/12	UT-Arlington-2	W	87-68	4,913
12/15	Tulane	W	75-69	6,571
12/19	Prairie View A&M	W	111-61	3,470
12/21	Nicholls State-3	W	97-69	4,174
12/22	Miss. Valley State-3	W	103-81	5,210
12/28	vs. South Carolina-4	L	68-75	8,052
12/29	vs. Holy Cross-4	L	83-90	8,050
1/2	at Minnesota	L	59-74	13,691
1/4	at Santa Barbara	L	57-77	6,000
1/9	Marquette*	L	66-80	8,550
1/16	at Memphis*	W	50-47	18,235
1/20	DePaul (BJCC)*	L	62-73	6,943
1/23	at Cincinnati*	L	38-40	13,176
1/25	Cal State Northridge	W	75-63	4,109
1/30	Memphis	L	53-69	8,047
2/2	Temple	W	68-55	5,654
2/9	Auburn	L	74-86	8,550
2/13	at Marquette*	W	44-38	13,590
2/16	at DePaul*	L	48-55	6,083
2/20	Saint Louis*	W	84-45	5,743
2/23	at USF*	L	59-61	4,082
2/27	Cincinnati*	W	67-60	7,597
3/3	at Saint Louis*	W	77-57	9,873
<b>GREAT MIDWEST CHAMPIONSHIP</b>				
3/11	vs. DePaul-5	L	64-66	5,765
<b>NATIONAL INVITATION TOURNAMENT</b>				
3/18	at Alabama-6	W	58-56	13,496
3/22	Clemson-7	W	65-64	7,879
3/24	Missouri State-7	W	61-52	7,391
3/29	vs. Georgetown-8	L	41-45	10,000
3/31	vs. Providence-8	W	55-52	5,000

\* - Great Midwest Game

1 - Great Alaska Shootout - Anchorage, Alaska

2 - UAB Classic - Birmingham, Ala.

3 - UAB Invitational - Birmingham, Ala.

4 - Hall Of Fame Classic - Springfield, Mass.

5 - Great Midwest Championship - Memphis, Tenn.

6 - NIT - Tuscaloosa, Ala.

7 - NIT - Birmingham, Ala.

8 - NIT - New York, N.Y.

**1993-94****Head Coach: Gene Bartow****Overall: 22-8****Great Midwest Conference: 8-4****Home: 15-2****Away: 6-5****Neutral: 1-1****NCAA First Round**

Date	Opponent	W/L	Score	Att.
11/27	UT-Arlington	W	68-61	5,722
11/30	Alabama State	W	87-72	6,723
12/4	at Temple	L	52-55	3,864
12/7	at Mississippi State	W	66-63 (OT)	4,608
12/10	vs. Tennessee State-1	W	70-52	1,000
12/11	at Hawaii-1	W	79-59	2,981
12/16	at Auburn	W	69-55	6,000
12/18	MVSU	W	76-57	5,947
12/21	South Alabama	W	80-64	5,632
12/31	USF	W	78-41	5,112
1/3	WKU	W	62-51	6,232
1/9	at Cincinnati	W	67-65	13,176
1/12	Sacramento State	W	88-46	5,447
1/16	Memphis	W	85-57	8,367
1/19	Marquette	L	58-60	8,340
1/22	Rhode Island	W	71-63	6,984
1/26	DePaul	W	62-59	8,550
1/30	at Dayton	W	60-52	10,046
2/2	at Marquette	L	54-58	13,238
2/5	Cincinnati	W	83-67	8,907
2/9	at DePaul	W	78-73	7,507
2/12	at Memphis	L	53-58	10,041
2/16	at Tulane	L	60-66	3,249
2/19	at Saint Louis	L	72-73 (OT)	18,033
2/24	Southern	W	83-61	5,321
2/27	Cal State Northridge	W	80-43	3,963
3/3	Dayton	W	84-53	5,348
3/5	Saint Louis	W	85-70	8,017
<b>GREAT MIDWEST CHAMPIONSHIP</b>				
3/10	vs. Memphis-3	L	86-91	5,000
<b>NCAA CHAMPIONSHIP</b>				
3/17	vs. George Washington-4	L	46-51	16,204

\* - Great Midwest Game

1 - United Airlines Tipoff - Honolulu, Hawaii'i

2 - Great Midwest Championship - Cincinnati, Ohio

3 - NIT - Uniondale, N.Y.

**1994-95****Head Coach: Gene Bartow****Overall: 15-15****Great Midwest Conference: 5-7****Home: 11-3****Away: 3-11****Neutral: 1-1**

Date	Opponent	W/L	Score	Att.
11/25	vs. Charleston-1	L	55-66	475
11/26	at American-Puerto Rico-1	L	90-95 (OT)	750
11/27	vs. Northeast Louisiana-1	W	85-67	275
11/30	Auburn#	W	54-60	7,967
12/3	at Cal State Northridge	W	84-62	745
12/6	Jackson State	W	91-87	3,855
12/10	Santa Barbara	W	76-59	4,128
12/12	at UT-Arlington	W	77-62	1,222
12/16	MVSU-2	W	75-62	4,226
12/17	Santa Clara-2	L	65-80	4,479
12/20	at South Alabama	L	86-105	1,300
12/28	at WKU	L	54-78	8,204
12/30	Prairie View A&M	W	98-59	5,079
1/3	at Alabama State	W	102-95 (3OT)	2,183
1/7	at Saint Louis*	L	56-81	16,034
1/12	Dayton*	W	75-56	4,917
1/15	at Marquette*	L	54-77	13,678
1/18	at USF	L	58-64	3,179
1/21	Memphis*	W	80-63	6,716
1/28	at Memphis*	L	67-74	12,443
2/1	DePaul*	L	58-63	5,064
2/4	Saint Louis*	W	70-54	5,177
2/11	at DePaul*	L	78-88	9,282
2/16	Marquette*	L	70-80	4,873
2/18	Duquesne	W	71-49	5,021
2/21	at Rhode Island	L	72-76	5,052
2/26	Cincinnati*	W	64-63	6,185
3/2	at Dayton*	W	57-55	10,196
3/4	at Cincinnati*	L	61-85	13,176

**GREAT MIDWEST CHAMPIONSHIP**

3/9	at Marquette-3	L	46-55	9,459
-----	----------------	---	-------	-------

\* - Great Midwest Game

# - Game later forfeited by Auburn per NCAA Ruling

1 - Puerto Rico Shootout - Bayamon, P.R.

2 - UAB Classic - Birmingham, Ala.

3 - Great Midwest Conference Tournament - Milwaukee, Wis.

**1995-96****Head Coach: Gene Bartow****Overall: 16-14****Conference USA: 6-8****Home: 11-3****Away: 4-9****Neutral: 1-2****First Season in Conference USA**

Date	Opponent	W/L	Score	Att.
11/25	at Portland	L	60-69	2,857
11/30	Prairie View A&M	W	105-52	3,791
12/3	at Auburn	W	66-54	6,134
12/5	South Alabama	W	41-39	4,445
12/7	Jacksonville	W	61-56	3,979
12/9	WKU	L	65-77	4,765
12/13	Chattanooga	W	73-69	4,504
12/18	at Jacksonville	W	67-64	1,346
12/21	UT-Arlington-1	W	70-65	4,127
12/22	Jacksonville State-1	W	83-72	4,097
12/28	vs. Southern Illinois-2	L	81-87	500
12/29	vs. Nebraska-Kearney-3	W	87-80	234
12/30	at Hawaii-Hilo-3	W	87-74	350
1/3	at Southern Miss*	L	61-78	4,072
1/6	Tulane*	W	71-70	6,479
1/8	at Tulsa	L	55-70	6,162
1/13	Saint Louis*	W	64-55	6,370
1/17	Louisville*	L	70-78	7,281
1/21	Cincinnati*	W	70-68	9,213
1/24	at Memphis*	L	77-86	13,895
1/30	at Marquette*	L	64-73	11,859
2/7	at DePaul*	W	69-50	5,597
2/10	at Louisville*	L	66-81	19,607
2/12	Southern Miss*	L	64-67	4,312
2/15	at Duquesne	L	72-92	3,067
2/22	USF*	W	79-63	4,067
2/25	Charlotte*	W	63-56	5,270
2/28	at Tulane*	L	58-60	3,600
3/2	at USF*	L	64-73	7,087

**CONFERENCE USA CHAMPIONSHIP**

3/6	vs. USF-3	L	57-73	3,500
-----	-----------	---	-------	-------

\* - Conference USA Game

1 - UAB Classic - Birmingham, Ala.

2 - Hawaii Classic - Kona, Hawaii

3 - Hawaii Classic - Hilo, Hawaii

4 - Conference USA Championship - Memphis, Tenn.

**1996-97****Head Coach: Murry Bartow****Overall: 18-14****Conference USA: 7-7****Home: 10-4****Away: 4-7****Neutral: 4-3****NIT First Round**

Date	Opponent	W/L	Score	Att.
11/22	Auburn	W	64-57	8,665
11/27	Florida A&M	W	83-50	3,783
12/1	Grambling State	W	76-65	2,775
12/4	at Vanderbilt	L	62-66	12,778
12/7	Maryland-Eastern Shore	W	84-51	2,433
12/10	at South Alabama	L	63-74 (OT)	2,174
12/14	vs. Ball State-1	L	70-82	5,840
12/15	vs. Cal Poly-1	W	93-81	5,376
12/18	Chattanooga	W	75-65	3,130
12/20	Stephen F. Austin-2	W	70-55	3,245
12/21	Long Island-2	W	74-69	3,513
12/27	vs. St. Bonaventure-3	L	61-63	5,396
12/28	vs. William & Mary-3	W	57-55	7,008
1/3	Louisville*	L	79-93	7,390
1/5	Tulane*	L	61-86	5,069
1/8	at Cincinnati*	L	54-74	13,176
1/11	at Houston*	W	69-66	3,304
1/18	at Southern Miss*	L	59-74	4,136
1/25	Memphis*	W	51-48	5,153
1/29	at Saint Louis*	W	62-45	14,477
2/1	South Florida*	L	60-63	4,111
2/6	at Chattanooga	L	59-64	7,590
2/8	DePaul*	W	71-56	4,895
2/13	at Tulane*	W	64-61	3,600
2/15	Southern Miss*	W	65-52	6,513
2/17	Marquette*	L	52-68	4,739
2/23	at Charlotte*	L	74-86	5,232
3/1	at USF*	W	74-65 (OT)	5,158

**CONFERENCE USA CHAMPIONSHIP**

3/5	vs. Houston-4	W	55-54	3,300
3/6	vs. Tulane-4	W	74-70	11,303
3/7	vs. Charlotte-4	L	65-67	11,803

**NATIONAL INVITATION TOURNAMENT**

3/12	at TCU-5	L	62-85	5,558
------	----------	---	-------	-------

\* - Conference USA Game

1 - Hawaii Nike Festival - Honolulu, Hawaii

2 - UAB Classic - Birmingham, Ala.

3 - Tribune Classic - Tempe, Ariz.

4 - Conference USA Championship - St. Louis, Mo.

5 - NIT - Fort Worth, Texas

**1997-98****Head Coach: Murry Bartow****Overall: 21-12****Conference USA: 10-6****Home: 11-4****Away: 7-6****Neutral: 3-2****NIT Second Round**

Date	Opponent	W/L	Score	Att.
11/14	Arkansas Pine Bluff	W	81-51	5,143
11/17	at Cleveland State	W	74-58	5,321
11/20	Indiana (BJCC)	L	64-80	16,982
11/26	vs. Purdue-1	L	64-92	8,700
11/28	vs. Louisiana-Lafayette-1	W	75-67	8,700
11/29	vs. UCLA-1	L	72-86	8,700
12/4	North Texas	W	79-73	3,927
12/9	Vanderbilt	L	74-85	5,556
12/16	at Chattanooga	W	57-55	6,092
12/20	Auburn - 2	W	71-65	12,684
12/27	vs. Florida-3	W	80-73	8,561
12/30	Jackson State	W	74-61	4,391
1/3	at USF*	W	62-48	4,318
1/7	at Marquette*	W	65-52	10,938
1/10	Tulane*	W	85-66	8,550
1/15	Louisville*	W	55-53	8,227
1/17	at Saint Louis*	L	60-77	18,073
1/22	at Memphis*	L	70-86	12,501
1/24	at Charlotte*	L	80-86	5,687
1/31	Houston*	W	78-61	5,570
2/2	DePaul*	L	53-54	4,137
2/8	Memphis*	W	88-77	4,788
2/12	at Southern Miss*	L	56-73	4,041
2/14	at Tulane*	W	77-69	1,456
2/19	Cincinnati*	L	76-93	7,185
2/21	at Houston*	W	104-70	2,485
2/23	Norfolk State	W	103-74	3,612
2/26	USF*	W	92-76	4,212
2/28	Southern Miss*	W	93-81	6,773

**CONFERENCE USA CHAMPIONSHIP**

3/5	vs. Saint Louis-4	W	76-74	10,818
3/6	at Cincinnati-4	L	85-100	13,000

**NATIONAL INVITATION TOURNAMENT**

3/11	at Missouri-5	W	93-86	4,783
3/16	at Minnesota-6	L	66-79	14,045

\* - Conference USA Game

1 - Great Alaska Shootout (Anchorage, Alaska)

2 - Holiday Hardwood Classic - Birmingham, Ala.

3 - Orange Bowl Classic (Miami, Fla.)

4 - Conference USA Championship - St. Louis, Mo.

5 - NIT - Columbia, Mo.

6 - NIT - Minneapolis, Minn.

**1998-99****Head Coach: Murry Bartow****Overall: 20-12****Conference USA: 10-6****Home: 10-5****Away: 7-4****Neutral: 3-3****NCAA First Round**

Date	Opponent	W/L	Score	Att.
11/14	Alcorn State	W	70-57	4,883
11/18	at Indiana	L	54-91	16,678
11/22	Tulsa	W	78-61	3,516
11/24	Cleveland State	W	89-58	4,176
11/29	at South Alabama	W	74-60	850
12/1	UT-Arlington	W	94-63	4,101
12/5	at WKU	W	87-72	3,100
12/8	Jacksonville State	W	79-59	4,276
12/12	Auburn-1	L	64-77	14,719
12/15	Princeton	L	57-69	4,613
12/21	vs. Ohio State-2	L	64-71	75
12/22	vs. Middle Tennessee-2	W	85-60	89
12/23	vs. Saint Joseph's-2	W	72-58	N/A
12/30	at Tulane*	W	88-78	1,182
1/2	at Memphis*	W	91-83	13,813
1/6	Marquette*	W	73-66 (OT)	4,976
1/9	Houston*	W	116-78	7,469
1/14	at DePaul*	L	80-87	6,393
1/16	at USF*	W	67-64	5,108
1/21	Tulane*	L	64-80	5,919
1/24	Charlotte*	W	78-71	5,483
1/30	at Cincinnati*	L	60-73	13,176
2/4	at Houston*	W	90-82	8,479
2/7	Southern Miss*	W	63-50	4,831
2/11	Memphis*	L	75-78	5,855
2/18	USF*	L	53-75	4,522
2/20	at Southern Miss*	W	70-61	3,591
2/25	at Louisville*	L	60-91	19,784
2/27	Saint Louis*	W	62-57	3,922

**CONFERENCE USA CHAMPIONSHIP**

3/4	vs. DePaul-3	W	79-73	11,058
3/5	vs. Louisville-3	L	68-77	12,559

**NCAA CHAMPIONSHIP**

3/11	vs. Iowa-4	L	64-77	16,637
------	------------	---	-------	--------

\* - Conference USA Game

1 - Hardwood Classic - Birmingham, Ala.

2 - Puerto Rico Holiday Classic - Bayamon, P.R.

3 - Conference USA Championship - Birmingham, Ala

4 - NCAA West Regional First Round - Denver, Colo.

**1999-00****Head Coach: Murry Bartow****Overall: 14-14****Conference USA: 7-9****Home: 12-2****Away: 1-10****Neutral: 1-2**

Date	Opponent	W/L	Score	Att.
11/19	at Auburn	L	65-59	10,500
11/23	Alabama A&M	W	82-53	4,043
11/27	Georgia Southern	W	84-77	3,321
12/1	Texas Rio Grande	W	103-82	3,169
12/4	at Tulsa	L	88-73	7,839
12/7	South Alabama	W	91-86	3,987
12/11	Fresno State-1	W	102-99 (OT)	13,141
12/18	at Princeton	L	64-41	6,004
12/21	UT-Martin	W	91-84	3,618
12/27	vs. Holy Cross-2	L	69-60	14,623
12/28	vs. Canisius-2	W	85-79	14,840
1/5	at USF*	L	88-69	3,425
1/12	Louisville*	W	56-50	6,255
1/15	USF*	W	75-66 (OT)	6,041
1/19	Southern Miss*	W	73-57	4,345
1/23	at Tulane*	L	73-62	1,248
1/26	at Memphis*	L	84-70	10,067
1/29	DePaul*	W	69-68	7,345
2/2	at Houston*	W	90-87	3,547
2/5	Cincinnati*	L	93-80	9,279
2/9	at Saint Louis*	L	78-61	12,440
2/12	Tulane*	L	77-66	4,731
2/16	Memphis*	W	102-75	3,905
2/19	at Southern Miss*	L	83-71	3,266
2/26	Houston*	W	69-66	4,785
3/1	at Marquette*	L	68-58	10,226
3/4	at Charlotte*	L	61-37	5,384

**CONFERENCE USA CHAMPIONSHIP**

3/8	vs. Charlotte-3	L	76-73	10,875
-----	-----------------	---	-------	--------

\* - Conference USA Game

1 - Hardwood Classic - Birmingham, Ala.

2 - Union Federal Classic - Indianapolis, Ind.

3 - Conference USA Championship - Memphis, Tenn.

**2000-01****Head Coach: Murry Bartow****Overall: 17-14****Conference USA: 8-8****Home: 10-5****Away: 5-7****Neutral: 2-2**

Date	Opponent	W/L	Score	Att.
11/21	Alabama A&M	W	97-62	4,179
11/25	La Salle	W	78-62	4,325
11/28	at Texas Tech	W	89-71	9,004
12/5	at Bradley	L	64-75	8,113
12/8	Murray State	L	72-84 (OT)	4,106
12/13	Chattanooga	W	65-59	3,579
12/16	at Fresno State	L	67-87	10,220
12/21	vs. Cal State Northridge-1	W	71-67	5,781
12/22	vs. Georgia State-1	L	63-74	5,727
12/23	at Hawai'i-1	L	86-100	5,794
12/30	VCU	W	70-61	4,172
1/3	Alcorn State	W	76-68	3,407
1/7	Tulane*	W	98-76	4,690
1/10	at Houston*	L	65-67	2,671
1/13	Southern Miss*	L	52-64	5,291
1/17	at Cincinnati*	L	83-90	12,265
1/20	at Tulane*	W	76-66	1,774
1/24	Charlotte*	W	81-61	4,462
1/27	Memphis*	L	73-76 (OT)	5,854
1/31	Houston*	W	65-53	3,988
2/3	at Southern Miss*	W	71-59	3,520
2/10	at USF*	L	60-61	4,346
2/12	Centenary	W	97-62	2,868
2/14	Marquette*	W	72-66	3,241
2/19	at Memphis*	L	69-86	16,206
2/21	USF*	L	47-75	3,657
2/24	at DePaul*	W	68-61	9,424
2/27	at Louisville*	W	74-57	17,305
3/3	Saint Louis*	L	48-73	5,419

**CONFERENCE USA CHAMPIONSHIP**

3/7	at Louisville-3	W	74-61	17,675
3/8	vs. Cincinnati-3	L	70-73	8,602

\* - Conference USA Game

1 - Hawai'i Nike Festival - Honolulu, Hawai'i

2 - Conference USA Championship - Louisville, Ky.

**2001-02****Head Coach: Murry Bartow****Overall: 13-17****Conference USA: 6-10****Home: 11-4****Away: 1-10****Neutral: 1-3**

Date	Opponent	W/L	Score	Att.
11/17	vs. Eastern Michigan-1	W	79-66	---
11/19	vs. Miami-1	L	79-81	1,432
11/20	vs. La Salle-1	L	58-63	2,573
11/24	Richmond	L	59-60	3,506
11/27	Bradley	W	82-50	3,016
12/1	at Murray State	L	69-74	2,608
12/4	Alcorn State	W	102-61	2,917
12/8	UNLV-2	W	74-68	8,178
12/15	At VCU	L	76-82	6,029
12/19	Louisiana Tech	W	81-63	3,117
12/22	at LaSalle	L	53-56	1,875
12/29	Jackson State	W	88-68	3,009
1/2	Florida A&M	W	67-49	3,114
1/5	Louisville*	L	77-88	6,247
1/8	East Carolina*	W	63-54	3,206
1/12	at Southern Miss*	L	36-50	4,032
1/15	at Marquette*	L	59-67	11,114
1/19	Houston*	L	71-80	3,517
1/23	at Memphis*	L	81-102	17,974
1/26	Tulane*	W	80-63	3,152
1/29	at TCU*	W	77-71	3,581
2/5	at USF*	L	65-81	3,852
2/8	Memphis*	W	64-46	6,126
2/12	TCU*	L	68-78	3,106
2/16	at Tulane*	L	72-83	2,013
2/19	at Saint Louis*	L	47-53	10,163
2/23	USF*	W	83-78	3,479
2/26	Southern Miss*	W	66-56	3,219
3/2	vs. Houston*	L	72-76	3,418

**CONFERENCE USA CHAMPIONSHIP**

3/6	vs. USF-3	L	62-65	---
-----	-----------	---	-------	-----

\* - Conference USA Game

1 - Paradise Jam - St. Thomas, V.I.

2 - Hardwood Classic - Birmingham, Ala.

3 - Conference USA Championship - Cincinnati, Ohio

**2002-03****Head Coach: Mike Anderson****Overall: 21-13****Conference USA: 8-8****Home: 12-4****Away: 4-9****Neutral: 5-0****NIT Quarterfinals**

Date	Opponent	W/L	Score	Att.
11/22	Birmingham Southern	W	71-53	5,458
11/24	Chattanooga	W	92-81	3,016
11/27	at UNLV	L	75-84	11,399
12/1	West Alabama	W	97-71	2,972
12/4	at Richmond	L	68-72	4,079
12/17	Nicholls State	W	82-70	2,862
12/19	Texas A&M-CC	W	108-74	2,732
12/21	Alabama A&M	W	91-69	3,796
12/27	vs. Air Force-1	W	69-59	5,478
12/28	vs. Columbia-1	W	71-42	5,277
1/2	Mississippi State	L	52-68	8,014
1/8	at USF	W	79-69	4,215
1/11	at Houston*	W	63-50	3,690
1/14	Charlotte*	L	58-78	4,998
1/18	Southern Miss*	W	84-71	5,612
1/25	at Tulane*	L	72-75	1,645
1/29	TCU*	W	84-82 (OT)	3,470
2/4	at Southern Miss*	L	80-82 (2OT)	2,978
2/8	Tulane*	L	72-75	4,962
2/12	South Florida*	W	85-67	3,430
2/15	Memphis*	L	70-94	17,166
2/18	At TCU*	W	88-85 (OT)	3,711
2/22	Houston*	W	80-52	4,672
2/26	DePaul*	W	77-71	3,936
3/1	at Marquette*	L	87-98	18,315
3/5	at Cincinnati*	L	70-87	12,524
3/8	Memphis*	L	79-90	5,498

**CONFERENCE USA CHAMPIONSHIP**

3/12	vs. Charlotte-2	W	85-61	--
3/13	vs. Marquette-2	W	83-76	--
3/14	vs. Saint Louis-2	W	63-62	18,355
3/15	at Louisville-2	L	78-83	17,202

**NATIONAL INVITATION TOURNAMENT**

3/19	Louisiana Lafayette-3	W	82-80	5,343
3/25	at Siena-4	W	80-71	7,230
3/27	at St. John's-5	L	71-79	3,227

\* - Conference USA Game

1 - Sun Bowl Classic - El Paso, Texas

2 - Conference USA Championship - Louisville, Ky.

3 - NIT - Birmingham, Ala.

4 - NIT - Albany, N.Y.

5 - NIT - Jamaica, N.Y.

**2003-04****Head Coach: Mike Anderson****Overall: 22-10****Conference USA: 12-4****Home: 14-1****Away: 5-5****Neutral: 3-4****NCAA Sweet 16**

Date	Opponent	W/L	Score	Att.
11/24	Georgia Southern	W	94-73	3,270
11/29	Richmond	W	83-75	3,898
12/3	Birmingham Southern	W	90-67	5,056
12/6	at Mississippi State	L	84-86	6,120
12/15	vs. Western Michigan-1	L	62-69	--
12/18	at VCU	W	68-58	2,412
12/20	Alabama A&M	W	81-68	3,904
12/23	Louisiana Tech	W	79-67	3,183
12/27	LSU%	L	62-78	5,328
12/30	Marshall	L	66-68	3,811
1/3	South Alabama	W	90-75	4,118
1/7	at East Carolina*	W	71-68	4,911
1/10	Houston*	W	64-42	5,176
1/17	at DePaul*	L	64-75	8,098
1/20	USF*	W	86-47	3,930
1/24	at Charlotte*	W	69-62	8,418
1/28	Tulane*	W	80-59	4,360
1/31	Saint Louis*	W	72-52	7,192
2/7	at Louisville*	L	55-73	19,723
2/11	at Southern Miss*	W	69-65	2,906
2/14	East Carolina*	W	72-69	4,154
2/18	Cincinnati*	W	80-69	9,312
2/21	at Memphis*	L	66-73	18,156
2/25	at Tulane*	L	69-74	1,588
2/28	Marquette*	W	87-69	7,132
3/3	at USF*	W	61-59	2,912
3/6	TCU*	W	87-62	5,146

**CONFERENCE USA CHAMPIONSHIP**

3/11	vs. Charlotte-2	W	77-66	11,777
3/12	vs. DePaul-2	L	74-75/Ot	14,677

**NCAA CHAMPIONSHIP**

3/19	vs. Washington-3	W	102-100	19,588
3/21	vs. Kentucky-3	W	76-75	19,588
3/26	vs. Kansas-4	L	74-100	30,801

\* - Conference USA Game

1 - Coors Classic - Mobile, Ala.

2 - Conference USA Championship - Cincinnati, Ohio

3 - NCAA First and Second Rounds - Columbus, Ohio

4 - NCAA Regional Semifinals - St. Louis, Mo.

**2004-05****Head Coach: Mike Anderson****Overall: 22-11****Conference USA: 10-6****Home: 11-3****Away: 7-5****Neutral: 4-3****NCAA Second Round**

Date	Opponent	W/L	Score	Att.
11/27	VCU	W	79-55	4,585
11/29	Louisiana Tech	W	66-54	4,053
12/2	Nebraska	W	80-66	6,543
12/4	at Marshall	W	81-78	5,079
12/10	at Oklahoma State	L	73-86	12,889
12/15	Belmont	W	107-76	4,243
12/17	at Richmond	L	81-96	4,730
12/21	vs Clemson-1	W	78-66	6,274
12/22	vs. USC-1	L	78-81	7,535
12/23	vs. Oral Roberts-1	W	84-77	8,044
12/28	Alabama A&M	W	100-68	5,785
12/31	at South Alabama	W	82-76	2,467
1/2	Murray State	W	100-80	3,718
1/5	Southern Miss*	W	83-75	5,605
1/8	at USF*	W	62-61	3,108
1/12	Charlotte*	L	85-91	7,277
1/15	at East Carolina*	W	76-64	4,634
1/19	at Tulane*	L	73-76 (OT)	1,717
1/22	Memphis*	W	73-70	7,979
1/29	USF*	W	85-71	8,183
2/2	at Marquette*	W	86-63	12,789
2/5	Louisville*	L	73-77	9,354
2/12	at TCU*	L	65-76	5,459
2/16	East Carolina*	L	64-67	4,378
2/19	at Cincinnati*	L	69-72	13,176
2/23	at Saint Louis*	W	64-62	7,394
2/26	Tulane*	W	87-58	7,376
3/2	DePaul*	W	81-80 (OT)	5,439
3/5	at Houston*	W	71-66	6,420

**CONFERENCE USA CHAMPIONSHIP**

3/10	vs. DePaul-2	W	59-56	8,592
3/11	vs. Louisville-2	L	67-74	10,080

**NCAA CHAMPIONSHIP**

3/17	vs. LSU-3	W	82-68	11,894
3/19	vs. Arizona-3	L	63-85	11,891

\* - Conference USA Game

1 - Rainbow Classic - Honolulu, Hawaii

2 - Conference USA Championship - Memphis, Tenn.

3 - NCAA First and Second Rounds - Boise, Idaho

**2005-06****Head Coach: Mike Anderson****Overall: 24-7****Conference USA: 14-2****Home: 14-1****Away: 7-5****Neutral: 3-1****NCAA First Round**

Date	Opponent	W/L	Score	Att.
11/25	vs UMass-1	W	86-77	6,105
11/27	South Carolina State	W	79-48	3,487
11/29	WKU	L	76-92	3,835
12/3	at Nebraska	W	73-72	9,942
12/6	at DePaul	L	66-70	7,747
12/10	Alcorn State	W	81-59	3,676
12/14	at Minnesota	L	68-69	11,034
12/19	Centenary	W	72-58	3,080
12/22	Old Dominion	W	85-57	4,588
12/28	Oklahoma State	W	90-71	8,289
12/20	at USF	W	59-47	2,374
1/2	VCU	W	68-62	3,879
1/5	Valdosta State	W	98-69	3,976
1/11	Tulsa*	W	84-54	4,388
1/14	at Marshall*	W	76-64	4,561
1/18	at Rice*	W	75-68	1,647
1/21	Houston*	W	82-79	8,255
1/26	at Memphis*	L	66-73	15,529
1/28	Southern Miss*	W	87-73	8,108
2/4	at UCF*	W	75-68	2,062
2/8	at UTEP*	L	37-65	10,983
2/11	East Carolina*	W	72-64	6,365
2/15	Tulane*	W	87-82	4,391
2/18	at Southern Miss*	W	87-50	3,236
2/25	at SMU*	W	73-68	4,118
3/2	Memphis*	W	80-74	8,500
3/4	Marshall*	W	82-61	7,149

**CONFERENCE USA CHAMPIONSHIP**

3/9	vs. SMU-2	W	69-55	9,346
3/10	vs. UTEP-2	W	63-60	12,524
3/11	at Memphis-2	L	46-57	16,607

**NCAA CHAMPIONSHIP**

3/17	vs. Kentucky-3	L	64-69	19,999
------	----------------	---	-------	--------

\* - Conference USA Game

1 - Hall of Fame Classic - Springfield, Mass.

2 - Conference USA Championship - Memphis, Tenn.

3 - NCAA First Round - Philadelphia, Pa.

**2006-07****Head Coach: Mike Davis****Overall: 15-16****Conference USA: 7-9****Home: 9-4****Away: 5-9****Neutral: 1-3**

Date	Opponent	W/L	Score	Att.
11/10	vs. Washington State-1	L	60-71	N/A
11/11	vs. Radford-1	W	76-63	N/A
11/12	at Milwaukee-1	W	75-60	2,765
11/18	at Wyoming	L	87-93	5,851
11/22	Wyoming	W	92-71	4,512
11/28	at WKU	L	54-69	6,169
12/2	at Cincinnati	W	59-57	8,099
12/5	Minnesota	W	88-81 (2OT)	5,388
12/9	DePaul	W	58-57 (OT)	5,933
12/16	at VCU	L	44-53	4,124
12/18	at Old Dominion	L	42-56	5,562
12/23	Winston Salem State	W	84-53	3,773
12/27	USF	W	78-62	4,164
12/30	vs. Florida%	L	70-75	15,709
1/6	at UTEP*	L	63-76	7,886
1/10	UCF*	W	74-64 (OT)	4,817
1/13	at Tulane*	W	67-60	1,651
1/16	at Memphis*	L	79-54	14,736
1/20	Southern Miss*	L	55-57 (OT)	5,791
1/27	at East Carolina*	W	58-42	5,123
1/31	SMU*	L	56-60	3,691
2/3	at Marshall*	L	54-61	4,755
2/8	Memphis*	L	56-70	7,453
2/10	UTEP*	W	73-64	4,581
2/14	Rice*	W	84-73	3,131
2/17	at Houston*	L	64-70	5,407
2/21	at Tulsa*	W	62-57	5,169
2/24	Marshall*	W	70-57	4,107
2/28	at Southern Miss*	L	76-68	3,754
3/3	Tulane*	L	74-76	4,438
<b>CONFERENCE USA CHAMPIONSHIP</b>				
3/7	vs. Marshall-2	L	52-53	N/A

\* - Conference USA Game

1 - John Thompson Foundation Classic - Milwaukee, Wis.

2 - Orange Bowl Classic - Miami, Fla.

3 - Conference USA Championship - Memphis, Tenn.

**2007-08****Head Coach: Mike Davis****Overall: 23-11****Conference USA: 12-4****Home: 14-1****Away: 8-6****Neutral: 1-3**

Date	Opponent	W/L	Score	Att.
11/10	at Georgia State	W	86-63	1,622
11/13	Stetson-1	W	86-49	4,421
11/16	vs. Florida State-1	L	70-78	904
11/17	vs. Georgia Southern-1	L	57-59	383
11/18	vs. Rhode Island-1	L	69-74	476
11/21	Eastern Kentucky	W	64-50	3,321
11/24	Jacksonville	W	84-72	2,443
11/27	at Louisiana-Lafayette	W	78-72 (OT)	3,359
12/1	Cincinnati	W	64-50	4,691
12/4	Alabama A&M	W	91-48	4,121
12/8	at USF	L	58-68	4,056
12/15	vs. Kentucky+	W	79-76	14,241
12/22	at Wichita State	L	52-61	10,478
12/29	Old Dominion	W	73-57	3,823
1/2	Alabama State	W	70-42	3,081
1/9	at Tulane*	W	62-61	1,810
1/16	Southern Miss*	W	72-65	4,479
1/19	at Marshall*	L	57-62	5,039
1/23	East Carolina*	W	77-59	4,213
1/30	at UCF*	W	88-81	4,865
2/2	Marshall*	W	74-55	5,839
2/5	at Southern Miss*	L	85-93 (OT)	3,430
2/9	UTEP*	W	81-73	5,949
2/13	at Rice*	W	69-60	119
2/16	Memphis*	L	78-79	9,392
2/20	Houston*	W	101-99	6,013
2/23	at SMU*	W	73-59	3,080
2/27	at UTEP*	W	88-81	8,898
3/1	Tulane*	W	69-44	7,037
3/5	Tulsa*	W	84-70	6,339
3/8	at Memphis*	L	56-94	17,822
<b>CONFERENCE USA CHAMPIONSHIP</b>				
3/13	vs. Tulsa-2	L	68-78 (OT)	N/A
<b>NATIONAL INVITATION TOURNAMENT</b>				
3/19	at VCU-3	W	80-77	N/A
3/24	at Virginia Tech-4	L	49-75	9,757

\* - Conference USA Game

1 - Glenn Wilkes Classic - Daytona Beach, Fla.

2 - Conference USA Championship - Memphis, Tenn.

3 - NIT First Round - Richmond, Va.

4 - NIT Second Round - Blacksburg, Va.

**2008-09****Head Coach: Mike Davis****Overall: 22-12****Conference USA: 11-5****Home: 13-1****Away: 7-8****Neutral: 2-3****NIT First Round**

Date	Opponent	W/L	Score	Att.
11/15	at Troy	W	87-66	2,112
11/17	at Santa Clara-1	W	64-61	13,006
11/18	at Arizona-1	W	72-71	13,124
11/22	at Old Dominion	W	77-62	7,870
11/26	vs. Oklahoma-2	L	67-77	4,453
11/28	vs. Boston College-2	L	77-83	3,670
12/3	USF	W	78-77 (OT)	6,359
12/6	at Cincinnati	L	80-87	6,512
12/17	Jacksonville State	W	75-48	4,397
12/20	Troy	W	73-68	3,749
12/22	Florida Atlantic	W	76-43	4,056
12/27	at Louisville	L	62-82	19,627
12/30	at Butler	L	68-72	8,141
1/3	Savannah State	W	63-37	3,196
1/10	at Houston*	L	56-75	3,472
1/13	UCF*	W	60-52	4,321
1/17	at Memphis*	L	68-81	18,456
1/19	Louisiana-Lafayette	W	97-62	3,509
1/21	UTEP*	W	78-73	4,533
1/24	Rice*	W	78-40	5,923
1/28	at Tulsa*	L	74-75	5,843
1/31	at Marshall*	W	75-73 (OT)	5,831
2/4	Tulane*	W	81-61	4,523
2/7	at Southern Miss*	W	66-49	3,956
2/14	Smu*	W	78-75	5,531
2/18	at Tulane*	W	76-70	1,946
2/21	Southern Miss*	W	86-56	5,977
2/26	Memphis*	L	60-71	9,153
2/28	at East Carolina*	W	82-62	6,021
3/4	at UTEP*	L	52-70	10,359
3/7	Marshall*	W	70-52	5,033

**CONFERENCE USA CHAMPIONSHIP**

3/12	vs. Southern Miss-3	W	74-73 (OT)	N/A
3/13	vs. Tulsa-3	L	67-70	N/A

**NATIONAL INVITATION TOURNAMENT**

3/17	at Notre Dame-4	L	64-70	2,039
------	-----------------	---	-------	-------

\* - Conference USA Game

1 - NIT Season Tipoff - Tucson, Ariz.

2 - NIT Season Tipoff Semifinals - New York, N.Y.

3 - Conference USA Championship - Memphis, Tenn.

4 - NIT First Round - South Bend, Ind.

**2009-10****Head Coach: Mike Davis****Overall: 25-9****Conference USA: 11-5****Home: 14-4****Away: 9-4****Neutral: 2-1****NIT Quarterfinals**

Date	Opponent	W/L	Score	Att.
11/13	vs Green Bay-1	W	68-56	N/A
11/14	at Kent State-1	L	65-72	2,632
11/15	vs Samford-1	W	55-52	N/A
11/17	at Jacksonville State	W	87-62	4,218
11/21	Georgia	W	72-56	6,245
11/24	Troy	W	77-59	4,129
11/28	Florida A&M	W	90-59	3,860
12/2	Middle Tennessee	W	65-64	3,207
12/4	ETSU	W	75-48	6,411
12/16	Cincinnati	W	64-47	6,939
12/19	at South Alabama	W	72-54	5,192
12/22	Butler	W	67-57	8,367
12/30	at Virginia	L	63-72	9,444
1/2	at Arkansas	W	73-72	12,106
1/6	East Carolina*	W	76-68	5,877
1/9	at Tulane*	W	58-49	1,588
1/16	at SMU*	W	63-62	2,327
1/20	Southern Miss	W	57-56	5,156
1/23	at Marshall*	W	61-59	8,111
1/26	Tulsa*	W	65-55	7,691
1/30	UTEP*	L	65-74 (OT)	8,533
2/3	at Memphis*	L	75-85	16,518
2/6	at Rice*	W	76-65	2,207
2/13	Marshall*	L	74-81	6,189
2/17	at Southern Miss*	W	59-54	3,641
2/20	Houston*	W	75-66	5,790
2/24	at UCF*	W	53-49	4,618
2/27	Tulane*	W	76-55	4,589
3/3	Memphis*	L	65-70	8,411
3/6	at UTEP*	L	50-52	12,222

**CONFERENCE USA CHAMPIONSHIP**

3/11	vs. Southern Miss-2	L	44-58	7,089
------	---------------------	---	-------	-------

**NATIONAL INVITATION TOURNAMENT**

3/16	Coastal Carolina-3	W	65-49	3,081
3/20	NC State-4	W	72-52	4,096
3/23	North Carolina-5	L	55-60	8,889

\* - Conference USA Game

1 - Heritage Fund Classic - Kent, Ohio

2 - Conference USA Championship - Tulsa, Okla.

3 - NIT First Round - Birmingham, Ala.

4 - NIT Second Round - Birmingham, Ala.

5 - NIT Quarterfinals - Birmingham, Ala.

**2010-11****Head Coach: Mike Davis****Overall: 22-9****Conference USA: 12-4****Home: 13-2****Away: 8-5****Neutral: 1-2****NCAA First Four**

Date	Opponent	W/L	Score	Att.
11/13	Missouri State	W	78-56	2,787
11/17	at Middle Tennessee	W	76-71	4,028
11/20	at Arizona State	L	66-69	8,642
11/23	South Alabama	W	82-58	4,104
11/26	at Arkansas	W	70-65 (OT)	9,396
11/29	at Troy	W	78-57	1,914
12/1	Jacksonville State	W	59-53	3,717
12/3	at Georgia	L	64-66	7,253
12/15	Kent State	W	75-59	3,151
12/19	Alabama A&M	W	58-40	3,891
12/21	VCU	W	68-65	4,344
12/27	George Washington	W	79-44	5,091
1/5	at Duke	L	64-85	9,314
1/8	UTEP*	W	100-97 (3OT)	6,016
1/15	at Tulsa*	L	62-78	5,449
1/17	at East Carolina*	W	66-59	3,887
1/19	SMU*	W	67-53	4,113
1/22	Memphis*	L	73-76 (OT)	9,119
1/26	Marshall*	W	60-56	4,781
1/29	at UCF*	W	74-69	7,431
2/2	Southern Miss*	L	71-75	5,321
2/5	at Tulane*	W	47-39	2,131
2/9	at Marshall*	W	64-48	5,174
2/12	Rice*	W	74-68	6,034
2/16	at Memphis*	L	58-62	16,818
2/19	UCF*	W	63-58	7,061
2/26	at Houston*	W	68-55	3,072
3/2	at Southern Miss*	W	67-66	4,395
3/5	East Carolina*	W	66-48	7,971

**CONFERENCE USA CHAMPIONSHIP**

3/10 vs East Carolina-1 L 70-75 (OT) N/A

**NCAA CHAMPIONSHIP**

3/15 vs Clemson-2 L 52-70 10,025

\* - Conference USA Game

1 - Conference USA Championship - El Paso, Texas

2 - NCAA First Four - Dayton, Ohio

**2011-12****Head Coach: Mike Davis****Overall: 15-16****Conference USA: 9-7****Home: 8-7****Away: 6-8****Neutral: 1-1**

Date	Opponent	W/L	Score	Att.
11/16	Creighton	L	60-70	4,417
11/20	Murray State	L	55-62	3,863
11/22	Troy	W	71-59	4,307
11/25	at Wichita State	L	46-68	11,204
11/27	UT-Martin	L	54-59	3,854
11/30	at South Alabama	L	47-55	3,276
12/3	at Kent State	L	48-57	3,624
12/7	Middle Tennessee	W	66-56	4,576
12/20	at VCU	L	49-68	7,617
12/22	Jacksonville	W	70-65	3,962
12/28	at George Washington	W	56-49	2,271
12/31	Alabama A&M	W	92-58	4,102
1/3	at Florida	L	61-79	7,512
1/7	Memphis*	L	59-62	8,242
1/11	Marshall*	L	59-61	3,127
1/14	at Southern Miss*	L	55-59	3,111
1/18	at Rice*	W	61-60 (OT)	1,371
1/21	UCF*	L	41-48	4,476
1/25	at Marshall*	W	56-49	5,653
1/28	East Carolina*	L	66-73	4,023
2/1	Houston*	W	80-69	3,491
2/4	at UTEP*	W	61-60	7,838
2/8	Southern Miss*	W	71-61	4,721
2/11	at Memphis*	L	45-79	17,308
2/15	at SMU*	W	47-28	1,582
2/18	Tulane*	W	81-73	6,122
2/25	at East Carolina*	W	81-73	5,308
2/1	Tulsa*	W	68-64	5,176
3/3	At UCF*	L	63-71	6,283

**CONFERENCE USA CHAMPIONSHIP**

3/7 vs. Tulane-1 W 72-64 7,824

3/8 vs. UCF-1 L 54-64 11,697

\* - Conference USA Game

1 - Conference USA Championship - Memphis, Tenn.

**2012-13****Head Coach: Jerod Haase****Overall: 16-17****Conference USA: 7-9****Home: 11-4****Away: 4-10****Neutral: 1-3**

Date	Opponent	W/L	Score	Att.
11/10	Young Harris	W	105-59	3,823
11/14	at Creighton	L	60-77	15,755
11/18	Navy	W	82-63	3,851
11/20	Prarie View A&M	W	76-70	3,391
11/23	vs. Illinois State-1	L	65-77	800
11/24	vs. TCU-1	L	73-76	801
11/27	at Troy	W	75-55	2,576
12/1	at North Carolina	L	84-102	15,906
12/5	at Middle Tennessee	L	64-84	4,587
12/8	South Alabama	W	82-78	3,755
12/16	at Rutgers	L	79-88	4,679
12/20	Louisiana-Monroe	W	76-69	3,248
12/29	Northeastern	W	83-63	3,527
1/2	Georgia Southern	W	65-61	3,189
1/5	at Dayton	L	71-78	12,455
1/9	at UCF*	L	48-64	6,185
1/12	Memphis*	L	53-69	8,107
1/19	at Southern Miss*	L	59-74	5,863
1/23	East Carolina*	L	85-91	3,233
1/26	at Houston*	L	61-66	3,135
1/30	UTEP*	W	78-72 (OT)	3,121
2/2	Southern Miss*	L	75-79	5,103
2/6	at Tulsa*	W	70-63	4,147
2/9	Marshall*	W	75-61	4,328
2/13	at East Carolina*	L	61-74	4,324
2/16	Rice*	W	80-57	5,176
2/23	at Marshall*	W	52-48	6,614
2/27	at Tulane*	W	76-71	1,639
3/2	SMU*	W	74-69	4,152
3/6	UCF*	L	70-74	3,759
3/9	at Memphis*	L	71-86	18,289
<b>CONFERENCE USA CHAMPIONSHIP</b>				
3/13	vs. SMU-2	W	53-52	5,743
3/14	vs. Southern Miss-2	L	66-81	5,976

\* - Conference USA Game

1 - South Padre Island Invitational - South Padre Island, Texas

2 - Conference USA Championship - Tulsa, Okla.

**2013-14****Head Coach: Jerod Haase****Overall: 18-13****Conference USA: 7-9****Home: 12-5****Away: 5-5****Neutral: 1-3**

Date	Opponent	W/L	Score	Att.
11/8	Columbus State	W	76-56	3,127
11/11	Rutgers	W	79-76	4,073
11/14	Troy	W	81-69	3,412
11/21	vs New Mexico^	L	94-97	1,873
11/22	vs Nebraska^	W	87-74	1,730
11/24	Temple	L	66-87	2,177
11/27	Florida A&M	W	85-73	3,319
12/1	North Carolina	W	63-59	8,313
12/7	at Northeastern	W	74-69	1,482
12/15	Georgia Southern	W	84-62	3,167
12/18	Chattanooga	W	67-52	3,009
12/21	at LSU	L	63-86	8,418
12/29	Alabama A&M	W	69-57	3,411
1/4	Newberry	W	96-75	2,891
1/11	at Middle Tennessee-1	L	84-89	4,605
1/16	UTSA-1	W	78-65	4,017
1/18	UTEP-1	L	61-63	6,123
1/23	at North Texas*	L	65-76	3,659
1/25	at Tulsa*	W	70-63	4,827
1/30	Old Dominion*	W	75-66	2,491
2/1	ECU*	L	67-74	6,013
2/6	at FIU*	L	73-78	1,002
2/8	at Florida Atlantic*	L	71-82	1,131
2/13	Southern Miss*	W	84-60	4,713
2/15	Tulane*	L	80-86	5,276
2/20	at Marshall*	W	68-62	4,784
2/22	at Charlotte*	W	64-62	6,200
2/27	at Rice*	W	61-60	1,112
3/2	Louisiana Tech*	L	58-67	5,133
3/6	Middle Tennessee*	L	53-55	4,673
<b>CONFERENCE USA CHAMPIONSHIP</b>				
3/12	vs. Charlotte-2	L	70-80	8,277

\* - Conference USA Game

1 - Charleston Classic - Charleston, S.C.

2 - Conference USA Championship - El Paso, Texas, Okla.

**2014-15****Head Coach: Jerod Haase****Overall: 20-16****Conference USA: 12-6****Home: 13-4****Away: 3-8****Neutral: 4-4****Conference USA Tournament Champions****NCAA Third Round**

Date	Opponent	W/L	Score	Att.
11/15	Louisiana-Monroe	L	65-74	2,403
11/17	Young Harris	W	94-81	2,071
11/20	USF	L	71-73 (OT)	2,501
11/23	Jackson State	W	58-50	2,023
11/26	vs. Wisconsin-1	L	43-72	2,633
11/27	vs. Florida-1	L	47-56	2,408
11/28	vs. UCLA-1	L	76-88	517
12/4	Morehead State	W	58-48	3,029
12/7	Illinois State	L	74-78	2,234
12/14	UNC-Asheville	W	79-71	2,146
12/18	LSU	L	70-79	6,054
12/22	at Chattanooga	L	67-83	2,609
12/27	at North Carolina	L	58-89	19,124
1/4	at Middle Tennessee*	W	54-49	3,605
1/8	Florida Atlantic*	W	66-57	2,385
1/10	FIU*	W	70-53	2,806
1/15	at Louisiana Tech*	L	71-74	3,815
1/17	at Southern Miss*	W	63-56	3,493
1/22	Charlotte*	W	81-76 (OT)	3,029
1/24	Old Dominion*	W	81-68	4,127
1/29	at UTEP*	L	69-71	7,455
1/31	at UTSA*	W	65-57	1,252
2/5	Louisiana Tech*	W	80-60	4,068
2/7	Southern Miss*	W	78-68	3,786
2/12	at North Texas*	L	64-67	2,611
2/14	at Rice*	L	73-82 (2OT)	1,647
2/19	WKU*	W	71-66	3,892
2/21	Marshall*	W	72-54	4,068
2/28	Middle Tennessee*	W	100-95 (3OT)	4,761
3/5	at Florida Atlantic*	L	59-62	1,005
3/7	at FIU*	L	66-70	951

**CONFERENCE USA CHAMPIONSHIP**

3/12	vs. WKU-2	W	53-52	6,992
3/13	vs. Louisiana Tech-2	W	72-62 (OT)	6,429
3/14	vs. Middle Tennessee-2	W	73-60	8,279

**NCAA CHAMPIONSHIP**

3/19	vs. Iowa State-3	W	60-59	21,285
3/21	vs. UCLA-3	L	75-92	21,760

\* - Conference USA Game

1 - Battle 4 Atlantis - Paradise Island, Bahamas

2 - Conference USA Championship - Birmingham, Ala.

3 - NCAA Championship Second and Third Rounds - Louisville, Ky.

**2015-16****Head Coach: Jerod Haase****Overall: 26-7****Conference USA: 16-2****Home: 16-0****Away: 10-4****Neutral: 0-3****Conference USA Regular Season Champions****NIT First Round**

Date	Opponent	W/L	Score	Att.
11/13	at Auburn	L	74-75	9,121
11/16	Alabama State	W	72-70	4,833
11/19	at Troy	W	79-63	2,887
11/22	Jacksonville State	W	61-55	3,939
11/27	vs. Illinois-1	L	58-72	2,222
11/28	vs. Virginia Tech-1	L	77-82 (OT)	2,222
12/1	Georgia State	W	64-57	3,709
12/5	at Illinois State	W	74-61	5,093
12/13	Seattle	W	79-73	3,587
12/16	USC-Upstate	W	96-54	3,395
12/19	at USF	W	79-68	2,671
12/22	Hiwassee	W	116-43	3,455
12/29	Stephen F. Austin	W	76-66	3,956
1/3	Middle Tennessee*	W	78-67	4,279
1/7	UTSA*	W	104-82	3,747
1/9	UTEP*	W	87-80	4,287
1/14	at Old Dominion*	W	72-71 (OT)	7,162
1/16	at Charlotte*	W	74-72	4,477
1/21	Rice*	W	82-70	5,535
1/23	North Texas*	W	78-57	6,835
1/28	at WKU*	L	62-69	3,892
1/30	at Marshall*	W	81-78	7,085
2/4	FIU*	W	74-69	6,664
2/6	Florida Atlantic*	W	104-67	6,211
2/11	at Southern Miss*	W	80-77 (2OT)	2,895
2/13	at Louisiana Tech*	L	76-85	5,213
2/21	at Middle Tennessee*	W	77-67	7,822
2/25	Marshall*	W	95-91	7,190
2/27	WKU*	W	71-67	7,510
3/3	at FIU*	W	77-60	1,166
3/5	at Florida Atlantic*	W	73-70	729

**CONFERENCE USA CHAMPIONSHIP**

3/10	vs. WKU-2	L	77-88	9,797
------	-----------	---	-------	-------

**NATIONAL INVITATION TOURNAMENT**

3/16	at BYU-3	L	79-97	8,420
------	----------	---	-------	-------

\* - Conference USA Game

1 - Emerald Coast Classic - Niceville, Fla.

2 - Conference USA Championship - Birmingham, Ala.

3 - NIT First Round - Provo, Utah

**2016-17****Head Coach: Robert Ehsan****Overall: 17-16****Conference USA: 9-9****Home: 11-5****Away: 4-8****Neutral: 2-3**

Date	Opponent	W/L	Score	Att.
11/11	Arkansas-Pine Bluff	W	86-66	4,289
11/14	Furman	L	74-84	3,682
11/17	Troy	W	74-51	4,656
11/21	vs. Kansas-1	L	63-83	10,071
11/22	vs. George Washington-1	W	81-74	12,147
11/27	vs. Saint Mary's-2	L	63-76	862
11/29	Alabama A&M	W	75-45	3,719
12/3	Auburn	L	70-74	8,728
12/7	at Stephen F. Austin	W	84-73	3,650
12/10	at Memphis	L	55-62	9,424
12/18	Southern	W	75-74 (OT)	3,436
12/21	at Texas	L	60-96	9,106
12/28	Miles College	W	98-66	3,572
1/1	at Middle Tennessee*	L	49-60	4,227
1/5	at North Texas*	W	54-52	1,603
1/7	at Rice*	W	88-81 (OT)	2,001
1/12	WKU*	W	72-54	3,745
1/14	Marshall*	W	94-78	3,275
1/19	at Florida Atlantic*	W	80-78	1,706
1/21	at FIU*	L	85-94	1,263
1/26	Louisiana Tech*	W	79-70	3,642
1/28	Southern Miss*	W	87-43	4,915
2/2	at UTEP*	L	59-63	6,248
2/4	at UTSA*	L	67-82	1,145
2/9	Charlotte*	W	82-69	3,841
2/11	Old Dominion*	L	62-83	4,185
2/16	at Marshall*	L	59-74	5,637
2/19	at WKU*	L	64-76	3,553
2/26	Middle Tennessee*	L	64-66	3,371
3/2	Florida Atlantic*	W	79-59	3,209
3/4	FIU*	L	56-68	3,881
<b>CONFERENCE USA CHAMPIONSHIP</b>				
3/8	vs. Charlotte-3	W	74-73	6,410
3/9	vs. Louisiana Tech-3	L	57-69	4,005

\* - Conference USA Game

1 - CBE Hall of Fame Classic - Kansas City, Mo.

2 - Game played in Las Vegas, Nev.

3 - Conference USA Championship - Birmingham, Ala.

**2017-18****Head Coach: Robert Ehsan****Overall: 20-13****Conference USA: 10-8****Home: 14-3****Away: 5-6****Neutral: 1-4**

Date	Opponent	W/L	Score	Att.
11/10	Jacksonville	W	96-67	3,106
11/13	Chattanooga	W	89-47	2,985
11/16	LeMoyne-Owen College	W	81-57	2,828
11/20	vs. Richmond-1	L	50-63	650
11/21	vs. Buffalo-1	L	91-96 (OT)	404
11/22	vs. Iowa-1	L	85-95	1,020
11/26	Mississippi College	W	90-53	3,222
11/30	Memphis	W	71-56	4,920
12/5	at Troy	W	90-78	3,213
12/9	at Auburn	L	80-85	7,565
12/16	Alabama A&M	W	90-58	7,209
12/20	New Orleans	W	74-67	3,229
12/23	MVSU	W	74-57	2,783
12/30	Middle Tennessee*	L	60-63	4,143
1/4	at Florida Atlantic*	W	75-44	1,021
1/6	at FIU*	W	75-64	515
1/11	Southern Miss*	W	86-75	3,351
1/13	Louisiana Tech*	W	74-62	3,743
1/18	at WKU*	L	69-77	5,643
1/20	at Marshall*	L	78-86 (OT)	6,740
1/25	UTEP*	W	85-78	3,013
1/27	UTSA*	L	70-82	4,259
2/1	at Charlotte*	W	76-64	3,266
2/3	at Old Dominion*	L	60-65	6,481
2/8	North Texas*	L	60-67	3,383
2/10	Rice*	W	61-56	3,703
2/15	at Louisiana Tech*	L	60-73	3,562
2/17	at Southern Miss*	W	87-69	2,405
2/24	at Middle Tennessee*	L	54-79	9,717
3/1	Marshall*	W	91-77	3,156
3/3	WKU*	W	101-73	4,363
<b>CONFERENCE USA CHAMPIONSHIP</b>				
3/7	vs. Florida Atlantic-2	W	83-72	5,198
3/8	vs. WKU-2	L	70-98	2,531

\* - Conference USA Game

1 - Cayman Islands Classic - George Town, Cayman Islands

2 - Conference USA Championship - Birmingham, Ala.

**2018-19**

**Head Coach: Robert Ehsan**

**Overall: 20-15**

**Conference USA: 10-8**

**Home: 11-5**

**Away: 6-6**

**Neutral: 3-4**

**CBI First Round**

Date	Opponent	W/L	Score	Att.
11/6	Mercer	W	75-67	3,185
11/14	New Orleans	W	75-68	2,874
11/18	West Alabama	W	77-47	2,602
11/22	vs. Florida State-1	L	63-81	2,226
11/23	vs. College of Charleston-1	L	51-74	2,185
11/24	vs. Canisius-1	W	68-58	N/A
11/29	at Alabama A&M (BJCC)	W	67-57	2,109
12/4	North Alabama	W	73-67	3,222
12/8	at Memphis	L	76-94	14,652
12/15	Auburn (BJCC)	L (OT)	71-75	15,856
12/18	Alcorn State	W	76-49	2,299
12/21	Troy	L	73-74	3,212
12/29	Arkansas Monticello	W	75-67	2,629
1/3	Florida Atlantic*	W	67-50	2,667
1/5	FIU*	W	84-65	2,878
1/10	at Louisiana Tech*	L	53-64	3,081
1/12	at Southern Miss*	L	68-73	2,886
1/17	UTEP*	W	76-63	2,927
1/19	UTSA*	W	83-73	3,256
1/24	at North Texas*	W	52-49	4,368
1/26	at Rice*	W	89-86	1,731
1/30	at Middle Tennessee*	L	65-71	3,963
2/2	Middle Tennessee*	L	78-79	4,075
2/7	Old Dominion*	L	59-70	3,276
2/9	Charlotte*	L	62-69	3,601
2/14	at Marshall*	W	77-68	5,521
2/16	at WKU*	W	68-60	6,839
2/23	at Southern Miss*	W (OT)	76-72	4,456
2/28	WKU*	L	67-73	3,021
3/3	at UTSA*	L	70-76	1,259
3/9	Old Dominion*	W	64-50	2,868

**CONFERENCE USA CHAMPIONSHIP**

3/13	vs. Middle Tennessee -2	W	70-61	2,704
3/14	vs. UTSA -2	W	85-76	4,024
3/15	vs. Old Dominion-2	L	59-61	3,017

**COLLEGE BASKETBALL INVITATIONAL**

3/20	at Brown-3	L	78-83	683
------	------------	---	-------	-----

\* - Conference USA Game

1 - Advocare Invitational - Orlando, Fla.

2 - Conference USA Championship - Frisco, Texas

3 - College Basketball Invitational - Providence, R.I.

**2019-20**

**Head Coach: Robert Ehsan**

**Overall: 19-13**

**Conference USA: 9-9**

**Home: 11-6**

**Away: 5-7**

**Neutral: 3-0**

Date	Opponent	W/L	Score	Att.
11/7	at Troy	W	76-75	5,010
11/11	Alabama A&M	W	74-52	2,880
11/15	Utah Valley - 1	L	55-66	2,532
11/20	Mount St. Mary's - 1	W	58-51	2,667
11/26	Lamar - 1	W	57-48	2,187
11/29	at Kentucky - 1	L	58-69	20,401
12/3	at Texas	L	57-67	14,552
12/7	Memphis	L	57-65	5,041
12/14	Montevallo	W	75-63	2,340
12/17	North Alabama	W	63-57	2,455
12/21	vs. Alabama State - 2	W	71-63	176
12/22	vs. Duquesne - 2	W	77-68	301
12/28	Thomas	W	82-49	2,294
1/2	at Charlotte*	L	44-51	3,015
1/4	at Old Dominion*	L	52-58	6,494
1/9	WKU*	W	72-62	2,385
1/11	Marshall*	W	61-50	2,542
1/16	at FIU*	L	68-93	915
1/18	at Florida Atlantic*	W	68-65	1,314
1/23	Southern Miss*	L	77-84	2,705
1/25	LaTech*	L	58-72	2,732
1/30	at UTSA*	W	76-68	1,389
2/1	at UTEP*	W	69-55	6,234
2/6	Rice*	L	72-86	3,032
2/8	North Texas*	L	64-71	2,925
2/12	Middle Tennessee*	W	83-72	2,461
2/15	at Middle Tennessee*	W	79-66	3,964
2/22	at Florida Atlantic*	L	58-65	914
2/27	Marshall*	W	88-80	2,342
3/1	at UTSA*	L	59-66	1,165
3/7	Old Dominion*	W	72-63	2,594

**CONFERENCE USA CHAMPIONSHIP**

3/11	UTSA-3	W	74-69	2,601
3/12	WKU-3			Canceled

\* - Conference USA Game

1 - Big Blue Nation Showcase

2 - St. Pete Shootout - St. Petersburg, Fla.

3 - Conference USA Championship - Frisco, Texas

**2020-21**

**Head Coach: Andy Kennedy**

**Overall: 22-7**

**Conference USA: 13-5**

**Home: 15-2**

**Away: 6-4**

**Neutral: 1-1**

Date	Opponent	W/L	Score	Att.
11/25	Alcorn State	W	99-50	906
11/28	Southeastern Louisiana	W	84-59	709
12/2	Kennesaw State	W	73-48	820
12/6	Troy	W	77-55	969
12/9	Tuskegee	W	89-64	771
12/12	at ETSU	W	65-61	124
12/16	Southern	W	88-46	784
12/19	Chattanooga	L	66-69	819
12/23	Georgia Tech #	N/A	N/A	N/A
1/8	Southern Miss*	W	72-60	925
1/9	Southern Miss*	W	62-58	932
1/15	at Charlotte*	W	61-37	0
1/16	at Charlotte*	L	55-70	0
1/22	Rice*	W	78-68	1,099
1/23	Rice*	W	86-74	989
1/28	at Middle Tennessee*	W	70-59	100
1/31	Middle Tennessee*	W	63-52	1,068
2/5	UTEP*	W	63-51	1,138
2/6	UTEP*	W	75-60	1,058
2/12	at Louisiana Tech*	L	58-70	1,200
2/13	at Louisiana Tech*	L	64-69	1,200
2/19	Old Dominion*	W	76-69	1,064
2/20	Old Dominion*	L	58-65	1,028
2/22	Rust College	W	117-45	722
2/26	at UTSA*	W	64-57	429
2/27	at UTSA*	L	79-96	394
3/5	at North Texas*	W	65-51	1,359
3/6	at North Texas*	W	65-61	1,450
<b>CONFERENCE USA CHAMPIONSHIP</b>				
3/11	vs. Rice^	W	73-60	1,137
3/12	vs. WKU^	L	60-64	789

\* - Conference USA Game

# - Canceled Game

^ - Conference USA Championship - Frisco, Texas

**2021-22**

**Head Coach: Andy Kennedy**

**Overall: 27-8**

**Conference USA: 14-4**

**Home: 16-2**

**Away: 7-4**

**Neutral: 4-2**

**Conference USA Tournament Champions**

**NCAA Tournament First Round**

Date	Opponent	W/L	Score	Att.
11/9	UNC Asheville	W	102-77	2,923
11/12	Morehead State	W	85-71	2,829
11/14	Rhodes	W	98-61	2,575
11/18	at South Carolina	L	63-66	8,856
11/21	Alabama A&M	W	86-41	2,918
11/25	vs. New Mexico-1	W	86-73	0
11/26	vs. San Francisco-1	L	61-63	0
12/1	ETSU	W	70-56	2,695
12/4	at Saint Louis	W	77-72	5,743
12/12	Millsaps	W	103-29	2,578
12/14	Grambling	W	79-61	2,543
12/18	West Virginia (BJCC)	L	59-65	4,554
12/22	Mississippi Valley State	W	100-58	2,695
12/30	UTEP*	W	75-62	2,795
1/1	UTSA*	W	87-59	2,730
1/6	at North Texas*	W	69-63	3,207
1/8	at Rice*	L	80-85	500
1/13	FIU*	W	84-56	2,995
1/15	Florida Atlantic*	W	76-65	3,456
1/22	at Louisiana Tech*	W	83-76	4,071
1/27	at Western Kentucky*	W	68-65	4,136
1/29	at Marshall*	L	81-84	4,233
2/5	Middle Tennessee*	W	97-75	4,273
2/10	Southern Miss	W	84-63	3,638
2/13	at Old Dominion*	L	72-81	3,777
2/17	Rice*	W	92-68	2,643
2/19	North Texas*	L	57-58	4,721
2/24	at UTSA*	W	68-56	805
2/26	at UTEP*	W	69-66	6,100
3/2	at Southern Miss*	W	81-68	2,680
3/5	Louisiana Tech*	W	87-74	4,547

**CONFERENCE USA CHAMPIONSHIP**

3/10	vs. FAU-2	W	80-66	0
3/11	vs. MTSU-2	W (3OT)	102-98	0
3/12	vs. Louisiana Tech-2	W	82-73	0
<b>NCAA TOURNAMENT</b>				
3/18	vs. Houston-3	L	68-82	17,410

\* - Conference USA Game

1 - Las Vegas Invitational - Las Vegas, Nev.

2 - Conference USA Championship - Frisco, Texas

3 - NCAA Tournament - Pittsburgh, Pa.

**2022-23****Head Coach: Andy Kennedy****Overall: 29-10****Conference USA: 14-6****Home: 17-2****Away: 7-5****Neutral: 5-3****NIT Finals**

Date	Opponent	W/L	Score	Att.
11/7	Alabama State	W	111-70	3,991
11/11	vs. Toledo-1	L	85-93	5,213
11/7	Alabama State	W	111-70	3,991
11/21	vs. South Florida-2	W	80-65	1,612
11/22	vs. Georgia-2	W	87-73	1,417
11/26	Rhodes	W	110-53	3,290
11/30	Jacksonville	W	80-61	3,303
12/4	South Alabama	W	76-68	3,833
12/10	at West Virginia	L	70-81	12,182
12/14	South Carolina	W	84-70	5,126
12/18	Southern	W	92-66	3,631
12/22	Charlotte*	W	76-68	3,323
12/29	UTEP*	W (2OT)	79-73	3,747
12/31	UTSA*	W	90-67	3,326
1/5	at Florida Atlantic*	L	86-88	2,561
1/7	at FIU*	L (OT)	87-90	1,152
1/11	Western Kentucky*	L	78-80	4,353
1/14	at Louisiana Tech*	W	65-59	4,015
1/16	at Middle Tennessee*	L (OT)	73-74	3,224
1/21	North Texas*	L	52-63	5,109
1/26	Louisiana Tech*	W	65-59	4,015
1/28	at Rice*	W	70-52	2,454
2/2	Florida Atlantic*	W	86-77	5,028
2/4	FIU*	W	76-72	5,318
2/9	at North Texas*	L (2OT)	79-82	3,873
2/11	Middle Tennessee*	W	92-69	4,957
2/16	at UTEP*	W	79-66	3,619
2/18	at UTSA*	W	83-78	1,220
2/23	Rice*	W	85-57	4,891
2/25	at Western Kentucky*	W	72-60	5,623
3/4	at Charlotte*	W (2OT)	93-91	2,534
<b>CONFERENCE USA CHAMPIONSHIP</b>				
3/9	vs. Rice-3	W	87-60	2,765
3/10	vs. North Texas-3	W	76-69	2,005
3/11	vs. Florida Atlantic-3	L	56-78	1,681
<b>NATIONAL INVITATION TOURNAMENT</b>				
3/14	Southern Miss-4	W	88-60	2,237
3/19	Morehead State-4	W	77-59	2,624
3/22	at Vanderbilt-5	W	67-59	10,258
3/28	vs. Utah Valley-6	W (OT)	88-86	2,931
3/30	vs. North Texas-6	L	61-68	1,290

\* - Conference USA Game

1 - Bartstool Invitational - Philadelphia, Pa.

2 - Sunshine Slam - Daytona Beach, Fla.

3 - Conference USA Championship - Frisco, Texas

4 - National Invitation Tournament - Birmingham, Ala.

5 - National Invitation Tournament - Nashville, Tenn.

6 - National Invitation Tournament - Las Vegas, Nev.

**2023-24****Head Coach: Andy Kennedy****Overall: 23-12****American Conference: 12-6****Home: 12-5****Away: 7-5****Neutral: 4-2****American Conference Tournament Champions****NCAA Tournament First Round**

Date	Opponent	W/L	Score	Att.
11/6	Bradley	L (OT)	71-73	3,632
11/10	vs. Clemson-1	L	76-77	3,319
11/12	vs. Maryland-1	W	66-63	1,507
11/16	Alcorn State	W	80-77	3,184
11/21	at Middle Tennessee	W	58-57	3,227
11/25	Furman	W	92-86	2,953
11/28	McNeese State	L	60-81	2,976
12/1	Southern Miss	L	82-85	3,337
12/9	at Arkansas State	L	68-87	2,699
12/13	at Alabama A&M	W	93-82	2,893
12/17	Montevallo	W	92-56	3,576
12/22	Drake	W (OT)	79-78	3,496
12/29	UNC Asheville	W	90-85	3,392
1/2	at UTSA*	W	78-76	744
1/7	South Florida*	W	75-71	3,677
1/14	at Florida Atlantic*	L	73-86	3,161
1/17	Tulane*	W	83-69	3,472
1/20	East Carolina*	W	69-61	3,872
1/23	at Charlotte*	L	70-76	4,155
1/28	Memphis*	W	97-88	8,127
1/31	at North Texas*	W (OT)	82-79	3,689
2/4	at SMU*	L	69-72	5,656
2/8	Florida Atlantic*	W (OT)	76-73	5,309
2/11	at Tulsa*	W	70-63	3,124
2/18	North Texas*	W	71-62	4,785
2/21	Rice*	L	71-94	3,751
2/25	at Tulane*	W	78-67	1,605
2/28	Wichita State*	L	66-74	4,487
3/3	at Memphis*	L	87-106	13,491
3/7	at Temple*	W	100-72	2,515
3/10	SMU*	W	74-70	4,037
<b>AMERICAN CONFERENCE TOURNAMENT</b>				
3/15	vs. Wichita State-2	W	72-60	5,454
3/16	vs. South Florida-2	W	93-83	5,005
3/17	vs. Temple-2	W	85-69	5,695
<b>NCAA TOURNAMENT</b>				
3/22	San Diego State-3	L	65-69	11,051

\* - American Conference Game

1 - Asheville Championship - Asheville, N.C.

2 - American Conference Tournament - Fort Worth, Texas

3 - NCAA Tournament - Spokane, Wash.

**2024-25****Head Coach: Andy Kennedy****Overall: 24-13****American Conference: 13-5****Home: 14-2****Away: 7-6****Neutral: 3-3**

Date	Opponent	W/L	Score	Att.
11/4	Vermont	L	88-79	3,876
11/7	Southern Miss	W	62-67	3,791
11/10	Southeastern Louisiana	W	98-84	3,291
11/15	at High Point	L	82-72	5,028
11/18	Auburn Montgomery	W	109-64	3,454
11/22	vs. Longwood-1	L	81-89	1,525
11/23	vs. Illinois State-1	L	83-84	1,886
11/25	vs. Louisiana-1	W	98-86	925
12/1	Middle Tennessee	L	69-76	3,257
12/6	Prairie View A&M	W	95-66	3,153
12/15	Arkansas State	L (OT)	89-98	4,108
12/18	Alabama A&M	W	96-67	3,661
12/22	Alcorn State	W	91-74	3,110
12/31	at North Texas*	L	75-78	2,979
1/4	Tulsa*	W	83-51	3,451
1/7	Tulane*	W	81-69	3,142
1/12	at Florida Atlantic*	W	81-76	3,161
1/15	at South Florida*	W	92-83	4,572
1/21	UTSA*	W	81-78	3,592
1/26	at Memphis*	L	77-100	12,051
1/29	at Tulsa*	W	78-68	2,678
2/1	Charlotte*	W	96-78	4,284
2/3	North Texas*	W	64-61	4,318
2/11	at East Carolina*	L	75-82	3,863
2/16	South Florida*	W	85-78	5,313
2/19	at Rice*	W	90-89	1,165
2/23	Temple*	W	80-64	4,112
2/27	at Wichita State*	W	80-72	6,588
3/2	Memphis*	L	81-88	8,424
3/6	Florida Atlantic*	W	89-80	4,268
3/9	at Tulane*	L	68-85	1,573

**AMERICAN CONFERENCE CHAMPIONSHIP**

3/14	vs. East Carolina-2	W	94-77	4,285
3/15	vs. North Texas-2	W	66-56	5,840
3/16	vs. Memphis-2	L	72-84	5,840

**NATIONAL INVITATION TOURNAMENT**

3/19	at Saint Joseph's-3	W	69-65	1,004
3/23	at Santa Clara-4	W	88-84	742
3/26	at UC Irvine-5	L	77-81	1,378

\* - American Conference Game

1 - Paradise Jam - St. Thomas USVI.

2 - American Conference Championship - Frisco, Texas

3 - National Invitation Tournament - Philadelphia, Pa.

4 - National Invitation Tournament - Santa Clara, Calif.

5 - National Invitation Tournament - Irvine, Calif.

**2025-26****Head Coach: Andy Kennedy****Overall: 0-0****American Conference: 0-0****Home: 0-0****Away: 0-0****Neutral: 0-0**

Date	Opponent	W/L	Score	Att.
10/23/25	Vanderbilt (Exh.)			
10/29/25	Western Kentucky (Exh.)			
11/2/25	Mississippi Valley St.			
11/7/25	at NC State			
11/11/25	Alabama State			
11/14/25	High Point			
11/17/25	Rhodes			
11/21/25	South Alabama			
11/24/25	Southern Illinois 1			
11/25/25	UTEP 1			
12/1/25	at Middle Tennessee			
12/5/25	at Drake			
12/14/25	Troy			
12/17/25	Cleveland State			
12/21/25	UNC Asheville			
12/31/25	Wichita State *			
1/4/26	at South Florida *			
1/7/26	Florida Atlantic *			
1/11/26	at East Carolina *			
1/14/26	at Tulane *			
1/18/26	Tulsa *			
1/22/26	South Florida *			
1/28/26	at UTSA *			
1/31/26	at North Texas *			
2/5/26	Memphis *			
2/8/26	Rice *			
2/11/26	at Tulsa *			
2/15/26	Tulane *			
2/18/26	at Temple *			
2/22/26	at Memphis *			
3/1/26	North Texas *			
3/4/26	at Charlotte *			
3/8/26	East Carolina *			

**AMERICAN CONFERENCE TOURNAMENT**

TBA vs. TBA 2

**NCAA TOURNAMENT**

TBA TBA 3

\* - American Conference Game

1 - Jacksonville Classic - Jacksonville, Fla..

2 - American Conference Tournament - Birmingham, Ala.

3 - NCAA Tournament - Spokane, Wash.

**AIR FORCE**

Overall: 2-0

Home: 1-0

Neutral: 1-0

01/05/80	W, 65-51 (H)
12/27/02	W, 69-59 (N)

**ALABAMA**

Overall: 1-0

Away: 1-0

03/18/93	W, 58-56 (A)
----------	--------------

**ALABAMA A&M**

Overall: 16-0

Home: 14-0

Away: 2-0

11/23/99	W, 82-53 (H)
11/21/00	W, 97-62 (H)
12/21/02	W, 91-69 (H)
12/20/03	W, 81-68 (H)
12/28/04	W, 100-68 (H)
12/04/07	W, 91-48 (H)
12/19/10	W, 58-40 (H)
12/31/11	W, 92-58 (H)
12/29/13	W, 69-57 (H)
11/29/16	W, 75-45 (H)
12/16/17	W, 90-58 (H)
11/29/18	W, 67-57 (A)
11/11/19	W, 74-52 (H)
11/21/21	W, 86-41 (H)
12/13/23	W, 93-82 (A)
12/18/24	W, 96-67 (H)

**ALABAMA STATE**

Overall: 10-0

Home: 8-0

Away: 1-0

Neutral: 1-0

12/8/88	W, 87-85 (H)
12/30/89	W, 118-85 (H)
11/23/90	W, 97-80 (H)
12/7/90	W, 83-61 (H)
11/30/93	W, 87-72 (H)
1/3/95	W, 102-95 (A)
1/2/08	W, 70-42 (H)
11/16/15	W, 72-70 (H)
12/21/19	W, 71-63 (N)
11/7/22	W, 111-70 (H)

**ALASKA ANCHORAGE**

Overall: 2-0

Home: 2-0

12/28/82	W, 102-60 (H)
12/29/86	W, 94-72 (H)

**ALCORN STATE**

Overall: 10-0

Home: 10-0

11/28/89	W, 104-53 (H)
12/11/92	W, 100-70 (H)
11/14/98	W, 70-57 (H)
01/03/01	W, 76-68 (H)
12/04/01	W, 102-61 (H)
12/10/05	W, 81-59 (H)
11/29/18	W, 67-57 (H)
11/25/20	W, 99-50 (H)
11/16/23	W, 80-77 (H)
12/22/24	W, 91-74 (H)

**AMERICAN INTERNATIONAL**

Overall: 1-0

Home: 1-0

12/15/83	W, 71-56 (H)
----------	--------------

**ARIZONA STATE**

Overall: 0-1

Away: 0-1

11/20/10	L, 66-69 (A)
----------	--------------

**ARKANSAS**

Overall: 2-2

Home: 0-1

Away: 1-1

Neutral: 1-0

1/27/90	L, 95-109 (H)
1/30/91	L, 72-104 (A)
1/2/10	W, 73-72 (A)
11/26/10	W, 70-65 (N)

**ARKANSAS MONTICELLO**

Overall: 1-0

Home: 1-0

12/29/18	W, 75-67 (H)
----------	--------------

**ARKANSAS PINE BLUFF**

Overall: 2-0

Home: 2-0

11/14/97	W, 81-51 (H)
11/11/16	W, 86-66 (H)

**ARKANSAS STATE**

Overall: 1-2

Home: 0-1

Away: 0-1

Neutral: 1-0

12/7/85 \_\_\_\_\_ W, 78-59 (N)

12/9/23 \_\_\_\_\_ L, 68-87 (A)

12/15/24 \_\_\_\_\_ L, 89-98 (H)

**AUBURN**

Overall: 11-10

Home: 8-5

Away: 3-3

Neutral: 0-2

11/26/82 \_\_\_\_\_ L, 61-63 (B)

12/02/83 \_\_\_\_\_ W, 69-62 (OT)(B)

11/30/84 \_\_\_\_\_ L, 59-61 (B)

12/10/85 \_\_\_\_\_ W, 62-56 (B)

11/28/86 \_\_\_\_\_ L, 58-68 (B)

02/25/89 \_\_\_\_\_ W, 105-76 (B)

12/01/89 \_\_\_\_\_ W, 75-65 (A)

11/30/90 \_\_\_\_\_ W, 71-65 (H)

11/30/91 \_\_\_\_\_ W, 88-74 (B)

02/09/93 \_\_\_\_\_ L, 74-86 (H)

12/16/93 \_\_\_\_\_ W, 69-65 (A)

11/30/94\* \_\_\_\_\_ W, 54-60 (H)

12/03/95 \_\_\_\_\_ W, 66-54 (A)

11/22/96 \_\_\_\_\_ W, 64-57 (H)

12/20/97 \_\_\_\_\_ W, 71-65 (B)

12/12/98 \_\_\_\_\_ L, 64-77 (B)

11/19/99 \_\_\_\_\_ L, 59-65 (A)

11/13/15 \_\_\_\_\_ L, 74-75 (A)

12/03/16 \_\_\_\_\_ L, 70-74 (H)

12/09/17 \_\_\_\_\_ L, 80-85 (A)

12/15/18 \_\_\_\_\_ L, 71-75 (N)

\* Game forfeited by Auburn per NCAA ruling

**AUBURN MONTGOMERY**

Overall: 1-0

Home: 1-0

11/18/24 \_\_\_\_\_ W, 109-64 (H)

**AUSTIN PEAY**

Overall: 1-0

Home: 1-0

12/21/84 \_\_\_\_\_ W, 80-68 (H)

**BALL STATE**

Overall: 0-1

Neutral: 0-1

12/14/96 \_\_\_\_\_ L, 70-82 (N)

**BAYLOR**

Overall: 1-1

Home: 1-0

Away: 0-1

12/01/82 \_\_\_\_\_ L, 55-56 (A)

12/17/83 \_\_\_\_\_ W, 73-61 (H)

**BELMONT**

Overall: 1-0

Home: 1-0

12/15/04 \_\_\_\_\_ W, 107-76 (H)

**BENEDICTINE**

Overall: 1-0

Home: 1-0

11/27/81 \_\_\_\_\_ W, 100-63 (H)

**BETHUNE-COOKMAN**

Overall: 2-0

Home: 2-0

12/2/1987 \_\_\_\_\_ W, 65-41 (H)

2/20/1991 \_\_\_\_\_ W, 114-67 (H)

**BIRMINGHAM-SOUTHERN**

Overall: 2-0

Home: 2-0

11/22/2002 \_\_\_\_\_ W, 71-53 (H)

12/3/2003 \_\_\_\_\_ W, 90-67 (H)

**BOSTON COLLEGE**

Overall: 0-1

Neutral: 0-1

11/28/08 \_\_\_\_\_ L, 77-83 (N)

**BRADLEY**

Overall: 2-3

Home: 2-1

Away: 0-2

1/17/87 \_\_\_\_\_ W, 80-69 (H)

2/15/89 \_\_\_\_\_ L, 90-96 (A)

12/5/00 \_\_\_\_\_ L, 64-75 (A)

11/27/01 \_\_\_\_\_ W, 82-50 (H)

11/6/23 \_\_\_\_\_ L, 71-73 (H)

**BYU**

Overall: 1-3

Home: 1-1

Away: 0-2

3/16/84 \_\_\_\_\_ L, 68-84 (H)

2/6/88 \_\_\_\_\_ W, 102-83 (H)

12/9/89 \_\_\_\_\_ L, 82-98 (A)

3/16/16 \_\_\_\_\_ L, 79-97 (A)

**BROWN**

Overall: 0-1

Neutral: 0-1

11/21/17 \_\_\_\_\_ L, 91-96 (N)

**BUFFALO**

Overall: 0-1

Away: 0-1

3/20/19 \_\_\_\_\_ L, 78-83 (A)

**BUTLER**

Overall: 2-1

Home: 2-0

Away: 0-1

12/3/80 \_\_\_\_\_ W, 87-58 (H)

12/30/08 \_\_\_\_\_ L, 68-72 (A)

12/22/09 \_\_\_\_\_ W, 67-57 (H)

**CAL**

Overall: 1-0

Neutral: 1-0

12/28/87 \_\_\_\_\_ W, 64-50 (N)

**CAL POLY**

Overall: 1-0

Neutral: 1-0

12/15/96 \_\_\_\_\_ W, 93-81 (N)

**CAL STATE CHICO**

Overall: 1-0

Home: 1-0

12/22/81 \_\_\_\_\_ W, 80-60 (H)

**CAMPBELL**

Overall: 1-0

Home: 1-0

12/20/85 \_\_\_\_\_ W, 86-46 (H)

**CANISTUS**

Overall: 2-0

Neutral: 2-0

12/28/99 \_\_\_\_\_ W, 85-79 (N)

11/25/18 \_\_\_\_\_ W, 68-58 (N)

**CENTENARY**

Overall: 2-0

Home: 2-0

2/12/01 \_\_\_\_\_ W, 97-62 (H)

12/19/05 \_\_\_\_\_ W, 72-58 (H)

**CHAMINADE**

Overall: 1-0

Neutral: 1-0

12/23/1990 \_\_\_\_\_ W, 87-60 (N)

**CHATTANOOGA**

Overall: 11-4

Home: 8-1

Away: 1-3

Neutral: 2-0

12/30/81 \_\_\_\_\_ W, 76-50 (H)

12/10/83 \_\_\_\_\_ L, 70-79 (A)

12/21/85 \_\_\_\_\_ W, 76-60 (N)

1/3/88 \_\_\_\_\_ W, 81-67 (H)

11/28/92 \_\_\_\_\_ W, 67-52 (N)

12/13/95 \_\_\_\_\_ W, 73-69 (H)

12/18/96 \_\_\_\_\_ W, 75-65 (H)

2/6/97 \_\_\_\_\_ L, 59-64 (A)

12/16/97 \_\_\_\_\_ W, 57-55 (A)

12/13/00 \_\_\_\_\_ W, 65-59 (H)

11/24/02 \_\_\_\_\_ W, 92-81 (H)

12/18/13 \_\_\_\_\_ W, 67-52 (H)

12/22/14 \_\_\_\_\_ L, 67-83 (A)

11/13/17 \_\_\_\_\_ W, 89-47 (H)

12/19/20 \_\_\_\_\_ L, 66-69 (H)

**CHARLOTTE**

Overall: 35-20

Home: 17-5

Away: 13-11

Neutral: 5-4

1/28/80 \_\_\_\_\_ W, 84-76 (H)

2/5/80 \_\_\_\_\_ L, 68-73 (A)

2/12/81 \_\_\_\_\_ W, 73-57 (A)

2/22/81 \_\_\_\_\_ W, 57-77 (H)

2/27/81 \_\_\_\_\_ W, 80-64 (N)

1/11/82 \_\_\_\_\_ W, 85-81 (H)

2/21/82 \_\_\_\_\_ W, 78-73 (A)

2/3/83 \_\_\_\_\_ W, 73-60 (H)

2/12/83 \_\_\_\_\_ W, 78-70 (A)

3/4/83 \_\_\_\_\_ W, 65-63 (N)

1/26/84 \_\_\_\_\_ W, 74-60 (H)

2/9/84 \_\_\_\_\_ W, 79-70 (A)

1/22/85	W, 65-62 (H)
2/21/85	W, 60-55 (A)
1/23/86	W, 81-63 (H)
2/17/86	W, 70-54 (A)
1/12/87	W, 69-46 (H)
2/12/87	L, 63-76 (A)
2/11/88	L, 79-86 (H)
2/25/88	L, 78-80 (A)
1/28/89	L, 72-86 (H)
2/27/89	L, 74-76 (A)
2/15/90	L, 72-86 (A)
2/24/90	W, 93-61 (H)
3/4/90	L, 57-61 (N)
1/3/91	W, 87-70 (A)
2/25/91	W, 87-74 (H)
2/25/96	W, 63-56 (H)
2/23/97	L, 74-86 (A)
3/7/97	L, 65-67 (N)
1/24/98	L, 80-86 (A)
1/24/99	W, 78-71 (H)
3/4/00	L, 61-37 (A)
3/8/00	L, 76-73 (N)
1/24/01	W, 81-61 (H)
1/14/03	L, 58-78 (H)
3/12/03	W, 85-61 (N)
1/24/04	W, 69-62 (A)
3/11/04	W, 77-66 (N)
1/12/05	L, 85-91 (H)
2/22/14	W, 64-62 (A)
3/12/14	L, 70-80 (N)
1/22/15	W, 81-76 (H)
1/16/16	W, 74-72 (A)
2/9/17	W, 82-69 (H)
3/8/17	W, 74-73 (N)
2/1/18	W, 76-64 (A)
2/9/19	L, 62-69 (H)
1/2/20	L, 44-51 (A)
1/15/21	W, 61-37 (A)
1/16/21	L, 55-70 (A)
12/22/22	W, 76-68 (H)
3/4/23	W, 93-91 (A)
1/23/24	L, 70-76 (A)
2/1/25	W, 96-78 (H)

**CINCINNATI**

Overall: 10-15	
Home: 8-3	
Away: 2-11	
Neutral: 0-1	
12/12/84	L, 67-69 (A)

12/17/85	W, 69-53 (H)
1/25/91	L, 52-76 (A)
2/1/91	L, 58-63 (H)
1/23/93	L, 38-40 (A)
2/27/93	W, 67-60 (H)
1/9/94	W, 67-65 (A)
2/5/94	W, 83-67 (H)
2/26/95	W, 64-63 (H)
3/4/95	L, 61-85 (A)
1/21/96	W, 70-68 (H)
1/8/97	L, 54-74 (A)
2/19/98	L, 76-93 (H)
3/6/98	L, 85-100 (A)
1/30/99	L, 60-73 (A)
2/5/00	L, 93-80 (H)
1/17/01	L, 83-90 (A)
3/8/01	L, 70-73 (N)
3/5/03	L, 70-87 (A)
2/18/04	W, 80-69 (H)
2/19/05	L, 69-72 (A)
12/2/06	W, 59-57 (A)
12/1/07	W, 74-53 (H)
12/6/08	L, 80-87 (A)
12/16/09	W, 64-47 (H)

**CITADEL**

Overall: 1-0	
Neutral: 1-0	
12/29/84	W, 79-64 (N)

**CLEMSON**

Overall: 2-2	
Home: 1-0	
Neutral: 1-2	
3/22/93	W, 65-64 (H)
12/21/04	W, 78-66 (N)
3/15/11	L, 52-70 (N)
11/10/23	L, 76-77 (N)

**CLEVELAND STATE**

Overall: 2-0	
Home: 1-0	
Away: 1-0	
11/17/97	W, 74-58 (A)
11/24/98	W, 89-58 (H)

**COASTAL CAROLINA**

Overall: 1-0
Home: 1-0
Away: 1-0

03/16/10 \_\_\_\_\_ W, 65-49 (H)

**COLLEGE OF CHARLESTON**

Overall: 0-2

Neutral: 0-2

11/25/94 \_\_\_\_\_ L, 55-66 (N)

11/23/18 \_\_\_\_\_ L, 51-74 (N)

**COLUMBIA**

Overall: 1-0

Neutral: 1-0

12/28/02 \_\_\_\_\_ W, 71-49 (N)

**COLUMBUS STATE**

Overall: 2-0

Home: 2-0

12/14/82 \_\_\_\_\_ W, 56-42 (H)

11/8/13 \_\_\_\_\_ W, 76-56 (H)

**CREIGHTON**

Overall: 0-2

Home: 0-1

Away: 0-1

11/16/11 \_\_\_\_\_ L, 60-70 (H)

11/14/12 \_\_\_\_\_ L, 60-77 (A)

**CSUN**

Overall: 4-0

Home: 2-0

Away: 1-0

Neutral: 1-0

1/25/93 \_\_\_\_\_ W, 75-63 (H)

2/27/94 \_\_\_\_\_ W, 80-43 (H)

12/3/94 \_\_\_\_\_ W, 84-62 (A)

12/21/00 \_\_\_\_\_ W, 71-67 (N)

**DAYTON**

Overall: 5-1

Home: 2-0

Away: 2-1

Neutral: 1-0

11/27/92 \_\_\_\_\_ W, 80-67 (N)

1/30/94 \_\_\_\_\_ W, 60-52 (A)

3/3/94 \_\_\_\_\_ W, 84-53 (H)

1/12/95 \_\_\_\_\_ W, 75-56 (H)

3/2/95 \_\_\_\_\_ W, 57-55 (A)

1/5/13 \_\_\_\_\_ L, 71-78 (A)

**DEPAUL**

Overall: 14-19

Home: 8-6

Away: 4-11

Neutral: 2-2

2/27/79 \_\_\_\_\_ L, 77-88 (A)

1/22/80 \_\_\_\_\_ L, 54-57 (H)

2/7/81 \_\_\_\_\_ L, 66-77 (A)

1/23/82 \_\_\_\_\_ L, 68-79 (A)

1/29/83 \_\_\_\_\_ L, 54-56 (H)

1/14/84 \_\_\_\_\_ L, 63-98 (A)

1/5/85 \_\_\_\_\_ W, 66-59 (H)

1/18/86 \_\_\_\_\_ L, 61-70 (A)

2/14/87 \_\_\_\_\_ L, 71-83 (H)

2/17/90 \_\_\_\_\_ W, 74-68 (A)

1/7/91 \_\_\_\_\_ W, 75-69 (H)

2/1/91 \_\_\_\_\_ L, 82-94 (A)

1/20/93 \_\_\_\_\_ L, 62-73 (H)

2/16/93 \_\_\_\_\_ L, 48-55 (A)

3/11/93 \_\_\_\_\_ L, 64-66 (N)

1/26/94 \_\_\_\_\_ W, 62-59 (H)

2/9/94 \_\_\_\_\_ W, 78-73 (A)

2/1/95 \_\_\_\_\_ L, 58-63 (H)

2/11/95 \_\_\_\_\_ L, 78-88 (A)

2/7/96 \_\_\_\_\_ W, 69-50 (A)

2/8/97 \_\_\_\_\_ W, 71-56 (H)

2/2/98 \_\_\_\_\_ L, 53-54 (H)

1/14/99 \_\_\_\_\_ L, 80-87 (A)

3/4/99 \_\_\_\_\_ W, 79-73 (N)

1/29/00 \_\_\_\_\_ W, 69-68 (H)

2/24/01 \_\_\_\_\_ W, 68-61 (A)

2/26/03 \_\_\_\_\_ W, 77-71 (H)

1/17/04 \_\_\_\_\_ L, 64-75 (A)

3/12/04 \_\_\_\_\_ L, 74-75 (N)

3/2/05 \_\_\_\_\_ W, 81-80 (H)

3/10/05 \_\_\_\_\_ W, 59-56 (N)

12/6/05 \_\_\_\_\_ L, 66-70 (A)

12/9/06 \_\_\_\_\_ W, 58-57 (H)

**DRAKE**

Overall: 1-0

Home: 1-0

12/22/23 \_\_\_\_\_ W, 79-78 (H)

**DREXEL**

Overall: 2-0

Home: 2-0

2/22/79 \_\_\_\_\_ W, 77-60 (H)

12/29/79 \_\_\_\_\_ W, 100-60 (H)

**DUKE**

Overall: 0-3

Away: 0-1
Neutral: 0-2
12/28/84 _____ L, 62-76 (N)
11/24/85 _____ L, 54-66 (N)
1/5/11 _____ L, 64-85 (A)

**DUQUESNE**

Overall: 2-2
Home: 1-0
Away: 0-1
Neutral: 1-1
11/22/90 _____ L, 77-87 (N)
2/18/95 _____ W, 71-49 (H)
2/15/96 _____ L, 72-92 (A)
12/22/19 _____ W, 77-68 (N)

**EAST CAROLINA**

Overall: 14-7
Home: 7-4
Away: 6-2
Neutral: 1-1
1/8/02 _____ W, 63-54 (H)
1/7/04 _____ W, 71-68 (A)
2/14/04 _____ W, 72-69 (H)
1/15/05 _____ W, 76-64 (A)
2/16/05 _____ L, 64-67 (H)
2/11/06 _____ W, 72-64 (H)
1/27/07 _____ W, 58-42 (A)
1/23/08 _____ W, 77-59 (H)
2/28/09 _____ W, 82-62 (A)
1/6/10 _____ W, 76-68 (H)
1/17/11 _____ W, 66-59 (A)
3/5/11 _____ W, 66-48 (H)
3/10/11 _____ L, 70-75 (N)
1/28/12 _____ L, 66-73 (H)
2/25/12 _____ W, 61-57 (A)
1/23/13 _____ L, 85-91 (H)
2/13/13 _____ L, 61-74 (A)
2/1/14 _____ L, 67-74 (H)
1/20/24 _____ W, 69-61 (H)
2/11/25 _____ L, 75-82 (A)
3/14/25 _____ W, 94-77 (N)

**EAST TENNESSEE STATE**

Overall: 5-0
Home: 4-0
Away: 1-0
12/15/84 _____ W, 72-57 (H)
12/4/85 _____ W, 63-44 (H)
12/4/09 _____ W, 74-52 (H)

12/12/20 _____ W, 65-61 (A)
12/1/21 _____ W, 70-56 (H)

**EASTERN KENTUCKY**

Overall: 2-0
Home: 1-0
Neutral: 1-0
12/2/78 _____ W, 88-77 (N)
11/21/07 _____ W, 64-50 (H)

**EASTERN MICHIGAN**

Overall: 1-0
Neutral: 1-0
11/17/01 _____ W, 79-66 (N)

**FLORIDA**

Overall: 1-3
Away: 0-1
Neutral: 1-2
12/27/97 _____ W, 80-73 (N)
12/30/06 _____ L, 70-75 (N)
1/3/12 _____ L, 61-79 (A)
11/27/14 _____ L, 47-56 (N)

**FLORIDA A&M**

Overall: 6-0
Home: 6-0
12/16/88 _____ W, 93-56 (H)
12/15/90 _____ W, 79-56 (H)
11/27/96 _____ W, 83-50 (H)
1/2/02 _____ W, 67-49 (H)
11/28/09 _____ W, 90-59 (H)
11/27/13 _____ W, 85-73 (H)

**FLORIDA ATLANTIC**

Overall: 16-6
Home: 9-0
Away: 5-5
Neutral: 2-1
12/22/08 _____ W, 76-43 (H)
2/8/14 _____ L, 71-82 (A)
1/8/15 _____ W, 66-57 (H)
3/5/15 _____ L, 59-62 (A)
2/6/16 _____ W, 104-67 (H)
3/5/16 _____ W, 73-70 (A)
1/19/17 _____ W, 80-78 (A)
3/2/17 _____ W, 79-59 (H)
1/4/18 _____ W, 75-44 (A)
3/7/18 _____ W, 83-72 (N)
1/3/19 _____ W, 67-50 (H)

1/18/20	W, 68-65 (A)
2/22/20	L, 58-65 (A)
1/15/22	W, 76-65 (H)
3/10/22	W, 80-66 (N)
1/5/23	L, 86-88 (A)
2/2/23	W, 86-77 (H)
3/11/23	L, 56-78 (N)
1/14/24	L, 73-86 (A)
2/8/24	W, 76-73 (H)
1/12/25	W, 81-76 (A)
3/6/25	W, 89-80 (H)

**FIU**

Overall: 7-6

Home: 5-1

Away: 2-5

02/06/14	L, 73-78 (A)
01/10/15	W, 70-53 (H)
03/07/15	L, 66-70 (A)
02/04/16	W, 74-69 (H)
03/03/16	W, 77-60 (A)
01/21/17	L, 85-94 (A)
03/04/17	L, 56-68 (H)
01/06/18	W, 75-64 (A)
01/05/19	W, 84-65 (H)
1/16/20	L, 68-93 (A)
1/13/22	W, 84-56 (H)
1/7/23	L, 87-90 (A)
2/4/23	W, 76-72 (H)

**FLORIDA STATE**

Overall: 0-4

Home: 0-1

Away: 0-1

Neutral: 0-2

12/30/78	L, 66-85 (H)
02/20/80	L, 87-89 (A)
11/16/07	L, 70-78 (N)
11/22/18	L, 63-81 (N)

**FRESNO STATE**

Overall: 1-1

Home: 1-0

Away: 0-1

12/11/99	W, 102-99 (H)
12/16/00	L, 67-87 (A)

**FURMAN**

Overall: 1-1

Home: 1-1

11/14/16	L, 74-84 (H)
11/25/23	W, 92-86 (H)

**GEORGE MASON**

Overall: 0-1

Home: 0-1

12/22/84	L, 60-61 (H)
----------	--------------

**GEORGE WASHINGTON**

Overall: 3-1

Home: 1-0

Away: 1-0

Neutral: 1-1

3/17/94	L, 46-51 (N)
12/27/10	W, 79-44 (H)
12/28/11	W, 56-49 (A)
11/22/16	W, 81-74 (N)

**GEORGETOWN**

Overall: 0-1

Neutral: 0-1

03/29/93	L, 46-51 (N)
----------	--------------

**GEORGIA**

Overall: 2-3

Home: 1-0

Away: 0-1

Neutral: 1-2

12/19/81	L, 72-76 (N)
12/19/87	L, 66-85 (N)
11/21/09	W, 72-56 (H)
12/3/10	L, 64-66 (A)
11/22/22	W, 87-73 (N)

**GEORGIA SOUTHERN**

Overall: 7-1

Home: 6-0

Neutral: 1-1

3/16/89	W, 83-74 (H)
12/8/89	W, 79-53 (N)
12/21/90	W, 87-69 (H)
11/27/99	W, 84-77 (H)
11/24/03	W, 94-73 (H)
11/17/07	L, 57-59 (N)
1/2/13	W, 65-61 (H)
12/15/13	W, 84-62 (H)

**GEORGIA STATE**

Overall: 7-2

Home: 4-0

Away: 3-1	
Neutral: 0-1	
12/14/78	W, 100-81 (H)
1/5/79	L, 61-64 (A)
12/15/79	W, 100-73 (A)
1/3/80	W, 75-62 (H)
2/2/81	W, 85-67 (A)
2/5/81	W, 89-64 (H)
12/22/00	L, 63-74 (N)
11/10/07	W, 86-63 (A)
12/1/15	W, 64-57 (H)

**GRAMBLING STATE**

Overall: 2-0	
Home: 2-0	
12/01/96	W, 76-65 (H)
12/14/21	W, 79-61 (H)

**GREEN BAY**

Overall: 1-0	
Neutral: 1-0	
11/13/09	W, 68-56 (N)

**HARDIN-SIMMONS**

Overall: 1-0	
Neutral: 1-0	
12/21/88	W, 70-52 (N)

**HAWAII**

Overall: 3-2	
Home: 1-0	
Away: 2-2	
2/2/79	W, 85-75 (H)
2/16/79	W, 86-82 (A)
12/22/82	L, 61-65 (A)
12/11/93	W, 79-59 (A)
12/23/00	L, 86-100 (A)

**HAWAII-HILO**

Overall: 1-0	
Away: 1-0	
12/30/95	W, 87-74 (A)

**HAWAII PACIFIC**

Overall: 5-0	
Home: 1-0	
Away: 2-0	
Neutral: 1-0	
12/23/82	W, 92-64 (A)
12/13/85	W, 69-59 (N)

12/5/86	W, 93-75 (H)
12/8/86	W, 66-52 (A)
11/28/88	W, 86-63 (A)

**HIGH POINT**

Overall: 0-1	
Road: 0-1	
11/15/24	L, 65-68 (A)

**HIWASSEE**

Overall: 1-0	
Home: 1-0	
12/22/15	W, 116-43 (H)

**HOLY CROSS**

Overall: 0-2	
Neutral: 0-2	
12/29/92	L, 83-90 (N)
12/27/99	L, 69-60 (N)

**HOUSTON**

Overall: 18-7	
Home: 10-1	
Away: 7-5	
Neutral: 1-1	
1/11/97	W, 69-66 (A)
3/5/97	W, 55-54 (N)
1/31/98	W, 78-61 (H)
2/21/98	W, 104-70 (A)
1/9/99	W, 116-78 (H)
2/4/99	W, 90-82 (A)
2/2/00	W, 90-87 (A)
2/26/00	W, 69-66 (H)
1/10/01	L, 65-67 (A)
1/31/01	W, 65-53 (H)
1/19/02	L, 71-80 (H)
3/2/02	L, 72-76 (A)
1/11/03	W, 63-50 (A)
2/22/03	W, 80-52 (H)
1/10/04	W, 64-42 (H)
3/5/05	W, 71-66 (A)
1/21/06	W, 82-79 (H)
2/17/07	L, 64-70 (A)
2/20/08	W, 101-99 (H)
1/10/09	L, 56-75 (A)
2/20/10	W, 75-66 (H)
2/26/11	W, 68-55 (A)
2/1/12	W, 80-69 (H)
1/26/13	L, 61-66 (A)
3/18/22	L, 68-82 (N)

**IDAHO STATE**

Overall: 2-0

Neutral: 2-0

12/19/80 \_\_\_\_\_ W, 68-55 (N)

11/23/90 \_\_\_\_\_ W, 99-80 (N)

**ILLINOIS**

Overall: 1-1

Neutral: 1-1

11/24/84 \_\_\_\_\_ W, 59-52 (N)

11/27/15 \_\_\_\_\_ L, 58-72 (N)

**ILLINOIS COLLEGE**

Overall: 1-0

Home: 1-0

1/6/79 \_\_\_\_\_ W, 108-70 (H)

**ILLINOIS STATE**

Overall: 2-3

Home: 0-1

Away: 1-0

Neutral: 1-2

12/29/90 \_\_\_\_\_ W, 71-60 (N)

11/23/12 \_\_\_\_\_ L, 65-77 (N)

12/7/14 \_\_\_\_\_ L, 74-78 (H)

12/5/15 \_\_\_\_\_ W, 74-61 (A)

11/23/24 \_\_\_\_\_ L, 83-84 (N)

**INDIANA**

Overall: 1-3

Home: 0-1

Away: 0-2

Neutral: 1-0

3/20/81 \_\_\_\_\_ L, 72-87 (A)

3/13/82 \_\_\_\_\_ W, 80-70 (N)

11/20/97 \_\_\_\_\_ L, 64-80 (H)

11/18/98 \_\_\_\_\_ L, 54-91 (A)

**IONA**

Overall: 0-2

Home: 0-1

Away: 0-1

1/29/79 \_\_\_\_\_ L, 59-61 (A)

1/12/80 \_\_\_\_\_ L, 65-70 (H)

**IOWA**

Overall: 0-2

Neutral: 0-2

3/11/99 \_\_\_\_\_ L, 64-77 (N)

11/22/17 \_\_\_\_\_ L, 85-95 (N)

**IOWA STATE**

Overall: 2-1

Home: 1-0

Away: 0-1

Neutral: 1-0

12/20/78 \_\_\_\_\_ W, 79-67 (H)

12/23/80 \_\_\_\_\_ L, 70-71 (A)

3/19/15 \_\_\_\_\_ W, 60-59 (N)

**JACKSON STATE**

Overall: 7-0

Home: 7-0

2/7/85 \_\_\_\_\_ W, 80-57 (H)

1/2/88 \_\_\_\_\_ W, 65-51 (H)

12/6/90 \_\_\_\_\_ W, 83-62 (H)

12/6/94 \_\_\_\_\_ W, 91-87 (H)

12/30/97 \_\_\_\_\_ W, 74-61 (H)

12/29/01 \_\_\_\_\_ W, 88-68 (H)

11/23/14 \_\_\_\_\_ W, 58-50 (H)

**JACKSONVILLE**

Overall: 27-8

Home: 15-3

Away: 10-4

Neutral: 2-1

1/27/79 \_\_\_\_\_ L, 76-84 (H)

2/12/79 \_\_\_\_\_ L, 52-54 (A)

1/19/80 \_\_\_\_\_ L, 52-62 (A)

2/2/80 \_\_\_\_\_ W, 72-68 (H)

2/24/80 \_\_\_\_\_ W, 64-60 (N)

1/3/81 \_\_\_\_\_ W, 73-55 (H)

1/24/81 \_\_\_\_\_ W, 76-64 (A)

1/4/82 \_\_\_\_\_ W, 82-62 (H)

2/1/82 \_\_\_\_\_ W, 59-57 (A)

1/16/83 \_\_\_\_\_ W, 74-73 (H)

1/22/83 \_\_\_\_\_ W, 82-65 (A)

1/28/84 \_\_\_\_\_ W, 75-74 (H)

2/2/84 \_\_\_\_\_ W, 68-45 (A)

1/10/85 \_\_\_\_\_ W, 67-55 (H)

1/16/85 \_\_\_\_\_ W, 69-64 (A)

1/21/86 \_\_\_\_\_ W, 75-67 (A)

2/1/86 \_\_\_\_\_ L, 60-65 (A)

3/1/86 \_\_\_\_\_ L, 69-70 (N)

1/8/87 \_\_\_\_\_ L, 69-77 (A)

1/26/87 \_\_\_\_\_ W, 81-80 (H)

2/27/87 \_\_\_\_\_ W, 93-86 (N)

1/25/88 \_\_\_\_\_ W, 70-55 (H)

2/20/88	W, 77-75 (A)
1/16/89	W, 93-86 (H)
2/18/89	L, 79-98 (A)
1/4/90	W, 77-61 (H)
1/24/90	L, 84-86 (A)
2/2/91	W, 92-72 (A)
2/9/91	W, 84-68 (H)
12/7/95	W, 61-56 (H)
12/18/95	W, 67-64 (A)
11/24/07	W, 84-72 (H)
12/22/11	W, 70-65 (H)
11/10/17	W, 96-67 (H)
11/30/23	W, 80-61 (H)

**JACKSONVILLE STATE**

Overall: 6-0

Home: 5-0

Away: 1-0

12/22/95	W, 83-72 (H)
12/8/98	W, 79-59 (H)
12/17/08	W, 75-48 (H)
11/17/09	W, 87-62 (A)
12/1/10	W, 59-53 (H)
11/22/15	W, 61-55 (H)

**KANSAS**

Overall: 1-3

Away: 0-1

Neutral: 1-2

11/25/84	W, 50-46 (N)
11/15/89	L, 83-109 (A)
3/26/04	L, 74-100 (N)
11/21/16	L, 63-83 (N)

**KANSAS CITY**

Overall: 1-0

Home: 1-0

11/27/82	W, 80-60 (H)
----------	--------------

**KENNESAW STATE**

Overall: 1-0

Home: 1-0

12/2/20	W, 73-48 (H)
---------	--------------

**KENT STATE**

Overall: 1-3

Home: 1-0

Away: 0-2

Neutral: 0-1

12/29/88	L, 66-75 (N)
----------	--------------

11/14/09	L, 65-72 (A)
12/5/10	W, 75-59 (H)
12/3/11	L, 48-57 (A)

**KENTUCKY**

Overall: 3-3

Away: 0-2

Neutral: 3-1

12/20/80	L, 53-61 (A)
3/15/81	W, 69-62 (N)
3/21/04	W, 76-75 (N)
3/17/06	L, 64-69 (N)
12/15/07	W, 79-76 (N)
11/29/19	L, 58-69 (A)

**LA SALLE**

Overall: 1-2

Home: 1-0

Away: 0-1

Neutral: 0-1

11/25/00	W, 73-62 (H)
11/20/01	L, 58-63 (N)
12/22/01	L, 53-56 (A)

**LAMAR**

Overall: 2-0

Home: 2-0

11/24/90	W, 101-88 (H)
11/26/19	W, 57-48 (H)

**LEHIGH**

Overall: 1-0

Neutral: 2-0

12/6/85	W, 71-61 (N)
---------	--------------

**LEMOYNE-OWEN**

Overall: 1-0

Home: 2-0

11/16/17	W, 81-57 (H)
----------	--------------

**LITTLE ROCK**

Overall: 0-1

Neutral: 0-1

12/13/86	W, 73-74 (N)
----------	--------------

**LONG BEACH STATE**

Overall: 1-0

Home: 1-0

12/26/88	W, 90-75 (H)
----------	--------------

**LONG ISLAND**

Overall: 1-0

Home: 1-0

12/21/96 \_\_\_\_\_ W, 74-69 (H)

**LONGWOOD**

Overall: 1-1

Neutral: 1-1

11/29/86 \_\_\_\_\_ W, 83-49 (N)

11/22/24 \_\_\_\_\_ L, 81-89 (N)

**LOUISIANA**

Overall: 5-1

Home: 2-0

Away: 1-1

Neutral: 2-0

3/6/80 \_\_\_\_\_ L, 72-74 (A)

11/28/97 \_\_\_\_\_ W, 75-67 (N)

3/19/03 \_\_\_\_\_ W, 82-80 (H)

11/27/07 \_\_\_\_\_ W, 78-72 (A)

1/19/09 \_\_\_\_\_ W, 97-62 (H)

11/25/24 \_\_\_\_\_ W, 98-96 (N)

**LOUISIANA MONROE**

Overall: 2-1

Home: 1-1

Neutral: 1-0

11/27/94 \_\_\_\_\_ W, 85-67 (N)

12/20/12 \_\_\_\_\_ W, 76-69 (H)

11/15/14 \_\_\_\_\_ L, 65-74 (H)

**LOUISIANA TECH**

Overall: 13-9

Home: 9-2

Away: 2-6

Neutral: 2-1

12/17/88 \_\_\_\_\_ W, 97-79 (H)

12/19/01 \_\_\_\_\_ W, 81-63 (H)

12/23/03 \_\_\_\_\_ W, 79-67 (H)

11/29/04 \_\_\_\_\_ W, 66-54 (H)

3/2/14 \_\_\_\_\_ L, 58-67 (H)

1/15/15 \_\_\_\_\_ L, 71-74 (A)

2/5/15 \_\_\_\_\_ W, 80-60 (H)

3/13/15 \_\_\_\_\_ W, 72-62 (N)

2/13/16 \_\_\_\_\_ L, 76-85 (A)

1/26/17 \_\_\_\_\_ W, 79-70 (H)

3/9/17 \_\_\_\_\_ L, 57-69 (N)

1/13/18 \_\_\_\_\_ W, 74-62 (H)

2/15/18 \_\_\_\_\_ L, 60-73 (A)

1/10/19 \_\_\_\_\_ L, 53-64 (A)

1/25/20 \_\_\_\_\_ L, 58-72 (H)

2/12/21 \_\_\_\_\_ L, 58-70 (A)

2/13/21 \_\_\_\_\_ L, 64-69 (A)

1/22/22 \_\_\_\_\_ W, 83-76 (A)

3/5/22 \_\_\_\_\_ W, 87-74 (H)

3/12/22 \_\_\_\_\_ W, 82-73 (N)

1/14/23 \_\_\_\_\_ W, 81-74 (A)

1/26/23 \_\_\_\_\_ W, 65-59 (H)

**LOUISVILLE**

Overall: 4-12

Home: 2-4

Away: 1-5

Neutral: 1-3

3/19/82 \_\_\_\_\_ L, 68-75 (N)

1/17/96 \_\_\_\_\_ L, 70-78 (H)

2/10/96 \_\_\_\_\_ L, 66-81 (A)

1/3/97 \_\_\_\_\_ L, 79-93 (H)

1/15/98 \_\_\_\_\_ W, 55-53 (H)

2/25/99 \_\_\_\_\_ L, 60-91 (A)

3/5/99 \_\_\_\_\_ L, 68-77 (N)

1/12/00 \_\_\_\_\_ W, 56-50 (H)

2/27/01 \_\_\_\_\_ W, 74-57 (A)

3/7/01 \_\_\_\_\_ W, 74-61 (N)

1/5/02 \_\_\_\_\_ L, 77-88 (H)

3/15/03 \_\_\_\_\_ L, 78-83 (A)

2/7/04 \_\_\_\_\_ L, 55-73 (A)

2/5/05 \_\_\_\_\_ L, 73-77 (H)

3/11/05 \_\_\_\_\_ L, 67-74 (N)

12/27/08 \_\_\_\_\_ L, 62-82 (A)

**LSU**

Overall: 1-3

Home: 0-1

Away: 0-1

Neutral: 1-1

12/27/03 \_\_\_\_\_ L, 62-78 (N)

3/17/05 \_\_\_\_\_ W, 82-68 (N)

12/21/13 \_\_\_\_\_ L, 63-86 (A)

12/18/14 \_\_\_\_\_ L, 70-79 (H)

**MACMURRAY**

Overall: 2-0

Home: 2-0

11/29/80 \_\_\_\_\_ W, 96-56 (H)

1/5/84 \_\_\_\_\_ W, 71-43 (H)

**MARQUETTE**

Overall: 8-12

Home: 4-4

Away: 3-8

Neutral: 1-0

1/11/91	L, 54-66 (A)
2/15/91	W, 64-60 (H)
1/9/93	L, 66-80 (H)
2/13/93	W, 44-38 (A)
1/19/94	L, 58-60 (H)
2/2/94	L, 54-58 (A)
1/15/95	L, 54-77 (A)
2/16/95	L, 70-80 (H)
3/9/95	L, 46-55 (A)
1/30/96	L, 64-73 (A)
2/17/97	L, 52-68 (H)
1/7/98	W, 65-52 (A)
1/6/99	W, 73-66 (H)
3/1/00	L, 68-58 (A)
2/14/01	W, 72-66 (H)
1/15/02	L, 59-67 (A)
3/1/03	L, 87-98 (A)
3/13/03	W, 83-76 (N)
2/28/04	W, 87-69 (H)
2/2/05	W, 86-63 (A)

**MARSHALL**

Overall: 22-9

Home: 12-3

Away: 10-5

Neutral: 0-1

12/30/03	L, 66-68 (H)
12/4/04	W, 81-78 (A)
1/14/06	W, 76-64 (A)
3/4/06	W, 82-61 (H)
2/3/07	L, 54-61 (A)
2/24/07	W, 70-57 (H)
3/7/07	L, 52-53 (N)
1/19/08	L, 57-62 (A)
2/2/08	W, 74-55 (H)
1/31/09	W, 75-73 (A)
3/7/09	W, 70-52 (H)
1/23/10	W, 61-59 (A)
2/13/10	L, 74-81 (H)
1/26/11	W, 60-56 (H)
2/9/11	W, 64-48 (A)
1/11/12	L, 59-61 (H)
1/25/12	W, 56-49 (A)
2/9/13	W, 75-61 (H)
2/23/13	W, 52-48 (A)
2/20/14	W, 68-62 (A)
2/21/15	W, 72-54 (H)

1/30/16	W, 81-78 (A)
2/25/16	W, 95-91 (H)
1/14/17	W, 94-78 (H)
2/16/17	L, 59-74 (A)
1/20/18	L, 78-86 (A)
3/1/18	W, 91-77 (H)
2/14/19	W, 77-68 (A)
1/11/20	W, 61-50 (H)
2/27/20	W, 88-80 (H)
1/29/22	L, 81-84 (A)

**MARYLAND**

Overall: 1-0

Neutral: 1-0

11/12/23	W, 66-63 (N)
----------	--------------

**MARYLAND EASTERN SHORE**

Overall: 1-0

Home: 1-0

12/7/96	W, 84-51 (H)
---------	--------------

**MCNEESE STATE**

Overall: 0-1

Home: 0-1

11/28/23	L, 60-81 (H)
----------	--------------

**MEMPHIS**

Overall: 12-43

Home: 10-15

Away: 2-25

Neutral: 0-3

2/4/84	L, 51-53 (A)
3/17/85	L, 66-67 (N)
3/14/91	L, 76-82 (A)
1/4/92	L, 63-67 (H)
2/22/92	L, 58-63 (A)
3/12/92	L, 67-79 (N)
1/16/93	W, 50-47 (A)
1/30/93	L, 53-69 (H)
1/16/94	W, 85-57 (H)
2/12/94	L, 53-58 (A)
3/10/94	L, 86-91 (N)
1/21/95	W, 80-63 (H)
1/28/95	L, 67-74 (A)
1/24/96	L, 77-86 (A)
1/25/97	W, 51-48 (H)
1/22/98	L, 70-86 (A)
2/8/98	W, 88-77 (H)
1/2/99	W, 91-83 (A)
2/11/99	L, 75-78 (H)

1/26/00	L, 84-70 (A)
2/16/00	W, 102-75 (H)
1/27/01	L, 73-76 (H)
2/19/01	L, 69-86 (A)
1/23/02	L, 81-102 (A)
2/8/02	W, 64-46 (H)
2/15/03	L, 70-94 (A)
3/8/03	L, 79-90 (H)
2/21/04	L, 66-73 (A)
1/22/05	W, 73-70 (H)
1/26/06	L, 66-73 (A)
3/2/06	W, 80-74 (H)
3/11/06	L, 46-57 (A)
1/16/07	L, 54-79 (A)
2/8/07	L, 56-70 (H)
2/16/08	L, 78-79 (H)
3/8/08	L, 56-94 (A)
1/17/09	L, 68-81 (A)
2/26/09	L, 60-71 (H)
2/3/10	L, 75-85 (A)
3/3/10	L, 65-70 (H)
1/22/11	L, 73-76 (H)
2/16/11	L, 58-62 (A)
1/7/12	L, 59-62 (H)
2/11/12	L, 45-79 (A)
1/12/13	L, 53-69 (H)
3/9/13	L, 71-86 (A)
12/10/16	L, 55-62 (A)
11/30/17	W, 71-56 (H)
12/8/18	L, 76-94 (A)
12/7/19	L, 57-65 (H)
1/28/24	W, 97-88 (H)
3/3/24	L, 87-106 (A)
1/26/25	L, 77-100 (A)
3/2/25	L, 81-88 (H)
3/16/25	L, 72-84 (N)

**MERCER**

Overall: 1-0	
Home: 1-0	
11/06/18	W, 75-67 (H)

**MIAMI**

Overall: 0-1	
Neutral: 0-1	
11/19/01	L, 79-81 (N)

**MIAMI UNIVERSITY**

Overall: 0-1
Neutral: 0-1

11/19/01	L, 79-81
----------	----------

**MICHIGAN**

Overall: 1-2	
Away: 0-1	
Neutral: 1-1	
12/28/81	W, 73-72 (N)
2/22/86	L, 54-62 (A)
11/29/87	L, 76-78 (N)

**MICHIGAN STATE**

Overall: 2-0	
Neutral: 2-0	
3/15/85	W, 70-68 (N)
3/29/89	W, 78-76 (N)

**MIDDLE TENNESSEE**

Overall: 19-11	
Home: 8-5	
Away: 6-6	
Neutral: 5-0	
12/30/86	W, 93-91 (H)
12/22/98	W, 85-60 (N)
12/2/09	W, 65-64 (H)
11/17/10	W, 76-71 (A)
12/7/11	W, 66-56 (H)
12/5/12	L, 64-84 (A)
1/11/14	L, 84-89 (A)
3/6/14	L, 53-55 (H)
1/4/15	W, 54-49 (A)
2/28/15	W, 100-95 (H)
3/14/15	W, 73-60 (N)
1/3/16	W, 78-67 (H)
2/21/16	W, 77-67 (A)
1/1/17	L, 49-60 (A)
2/26/17	L, 64-66 (H)
12/30/17	L, 60-63 (H)
2/24/18	L, 54-79 (A)
1/30/19	L, 65-71 (A)
2/2/19	L, 78-79 (H)
3/13/19	W, 70-61 (N)
2/12/20	W, 83-72 (H)
2/15/20	W, 79-66 (A)
1/28/21	W, 70-59 (A)
1/31/21	W, 63-52 (H)
2/5/22	W, 97-75 (H)
3/11/22	W, 102-98 (N)
1/16/23	L, 73-74 (A)
2/11/23	W, 92-69 (H)
11/21/23	W, 58-57 (A)

12/1/24 \_\_\_\_\_ L, 69-76 (H)

**MILES**

Overall: 1-0

Home: 1-0

12/28/16 \_\_\_\_\_ W, 98-66 (H)

**MILLSAPS**

Overall: 2-0

Home: 2-0

11/12/06 \_\_\_\_\_ W, 94-59 (H)

12/12/21 \_\_\_\_\_ W, 103-29 (H)

**MILWAUKEE**

Overall: 1-0

Home: 1-0

12/05/87 \_\_\_\_\_ W, 75-60 (H)

**MINNESOTA**

Overall: 2-3

Home: 2-1

Away: 0-2

12/14/90 \_\_\_\_\_ W, 86-80 (H)

1/2/93 \_\_\_\_\_ L, 59-74 (H)

3/16/98 \_\_\_\_\_ L, 66-79 (A)

12/14/05 \_\_\_\_\_ L, 68-69 (A)

12/5/06 \_\_\_\_\_ W, 88-81 (H)

**MISSISSIPPI COLLEGE**

Overall: 1-0

Home: 1-0

11/26/17 \_\_\_\_\_ W, 90-53

**MISSISSIPPI STATE**

Overall: 4-3

Home: 2-1

Away: 2-1

Neutral: 0-1

12/17/82 \_\_\_\_\_ L, 47-67 (N)

12/13/83 \_\_\_\_\_ W, 55-53 (A)

12/17/84 \_\_\_\_\_ W, 65-63 (H)

12/9/92 \_\_\_\_\_ W, 73-68 (H)

12/7/93 \_\_\_\_\_ W, 66-63 (A)

1/2/03 \_\_\_\_\_ L, 52-68 (H)

12/6/03 \_\_\_\_\_ L, 84-86 (A)

**MISSISSIPPI VALLEY STATE**

Overall: 9-0

Home: 9-0

2/4/82 \_\_\_\_\_ W, 102-77 (H)

11/29/83 \_\_\_\_\_ W, 87-73 (H)

1/5/88 \_\_\_\_\_ W, 85-67 (H)

11/27/90 \_\_\_\_\_ W, 93-62 (H)

12/22/92 \_\_\_\_\_ W, 103-81 (H)

12/18/93 \_\_\_\_\_ W, 76-57 (H)

12/16/94 \_\_\_\_\_ W, 75-62 (H)

12/23/17 \_\_\_\_\_ W, 74-57 (H)

12/22/21 \_\_\_\_\_ W, 100-58 (H)

**MISSOURI**

Overall: 2-1

Away: 1-0

Neutral: 1-1

12/27/81 \_\_\_\_\_ L, 80-98 (N)

3/13/86 \_\_\_\_\_ W, 66-64 (N)

3/11/98 \_\_\_\_\_ W, 93-86 (A)

**MISSOURI BAPTIST**

Overall: 1-0

Home: 1-0

11/26/85 \_\_\_\_\_ W, 94-52 (H)

**MISSOURI SGT (FORMERLY MISSOURI-ROLLA)**

Overall: 1-0

Home: 1-0

12/28/79 \_\_\_\_\_ W, 100-66 (H)

**MISSOURI STATE**

Overall: 1-0

Home: 1-0

03/24/93 \_\_\_\_\_ W, 61-52 (H)

**MISSOURI WESTERN STATE**

Overall: 1-0

Home: 1-0

12/16/80 \_\_\_\_\_ W, 107-54 (H)

**MONMOUTH**

Overall: 1-1

Away: 1-0

Neutral: 1-1

12/12/86 \_\_\_\_\_ W, 86-73 (N)

12/14/90 \_\_\_\_\_ L, 60-62 (H)

**MONTEVALLO**

Overall: 2-0

Home: 2-0

12/14/19 \_\_\_\_\_ W, 75-63 (H)

12/17/23 \_\_\_\_\_ W, 92-56 (H)

**MOREHEAD STATE**

Overall: 3-0

Home: 3-0

12/04/14 \_\_\_\_\_ W, 58-48 (H)

11/12/21 \_\_\_\_\_ W, 85-71 (H)

3/19/23 \_\_\_\_\_ W, 77-59 (H)

**MOUNT ST. MARY'S**

Overall: 1-0

Home: 1-0

11/20/19 \_\_\_\_\_ W, 58-51 (H)

**MURRAY STATE**

Overall: 1-4

Home: 1-3

Away: 0-1

12/29/82 \_\_\_\_\_ L, 75-81 (H)

12/8/00 \_\_\_\_\_ L, 72-84 (H)

12/1/01 \_\_\_\_\_ L, 69-74 (A)

1/2/05 \_\_\_\_\_ W, 100-80 (H)

11/20/11 \_\_\_\_\_ L, 55-62 (H)

**NAVY**

Overall: 2-0

Home: 1-0

Neutral: 1-0

12/18/82 \_\_\_\_\_ W, 71-57 (N)

11/18/12 \_\_\_\_\_ W, 82-63 (H)

**NEBRASKA**

Overall: 3-2

Home: 1-1

Away: 1-1

Neutral: 1-0

11/24/78 \_\_\_\_\_ L, 55-64 (H)

12/22/79 \_\_\_\_\_ L, 84-92 (A)

12/2/04 \_\_\_\_\_ W, 80-66 (H)

12/3/05 \_\_\_\_\_ W, 73-72 (A)

11/22/13 \_\_\_\_\_ W, 87-74 (N)

**NEBRASKA KEARNEY**

Overall: 1-0

Neutral: 1-0

12/29/95 \_\_\_\_\_ W, 87-80 (H)

**NEW HAMPSHIRE**

Overall: 1-0

Home: 1-0

12/29/89 \_\_\_\_\_ W, 76-47 (H)

**NEW MEXICO**

Overall: 1-1

Neutral: 1-1

11/21/2013 \_\_\_\_\_ L, 94-97 (N)

11/25/21 \_\_\_\_\_ W, 86-73 (N)

**NEW ORLEANS**

Overall: 6-2

Home: 4-0

Away: 1-1

Neutral: 1-1

12/5/79 \_\_\_\_\_ W, 82-73 (A)

2/16/80 \_\_\_\_\_ W, 86-75 (H)

2/23/80 \_\_\_\_\_ W, 85-75 (N)

12/20/87 \_\_\_\_\_ L, 56-72 (N)

1/25/91 \_\_\_\_\_ L, 70-81 (A)

1/28/91 \_\_\_\_\_ W, 54-50 (H)

12/20/17 \_\_\_\_\_ W, 74-67 (H)

11/14/18 \_\_\_\_\_ W, 75-68 (H)

**NEWBERRY**

Overall: 1-0

Home: 1-0

01/04/14 \_\_\_\_\_ W, 96-75 (H)

**NICHOLLS STATE**

Overall: 2-0

Home: 2-0

12/21/92 \_\_\_\_\_ W, 97-69 (H)

12/17/02 \_\_\_\_\_ W, 82-70 (H)

**NORFOLK STATE**

Overall: 1-0

Home: 1-0

2/23/98 \_\_\_\_\_ W, 103-74 (H)

**NORTH ALABAMA**

Overall: 2-0

Home: 2-0

12/4/18 \_\_\_\_\_ W, 73-67 (H)

12/17/19 \_\_\_\_\_ W, 63-56 (H)

**NORTH CAROLINA**

Overall: 1-4

Home: 1-1

Away: 0-2

Neutral: 0-1

3/15/86	L, 59-77 (N)
3/23/10	L, 55-60 (H)
12/1/12	L, 84-102 (A)
12/1/13	W, 63-59 (H)
12/27/14	L, 58-89 (A)

**NC STATE**

Overall: 1-0	
Home: 1-0	
03/20/10	W, 72-52 (H)

**NORTH TEXAS**

Overall: 12-9	
Home: 4-4	
Away: 6-4	
Neutral: 2-1	
12/4/97	W, 79-73 (H)
1/23/14	L, 65-76 (A)
2/12/15	L, 64-67 (A)
1/23/16	W, 78-57 (H)
1/5/17	W, 54-52 (A)
2/8/18	L, 60-67 (H)
1/24/19	W, 52-49 (A)
2/8/20	L, 64-71 (H)
3/5/21	W, 65-51 (A)
3/6/21	W, 65-61 (A)
1/6/21	W, 69-63 (A)
2/19/22	L, 57-58 (H)
1/21/23	L, 52-63 (H)
2/9/23	L, 79-82 (A)
3/10/23	W, 76-69 (N)
3/30/23	L, 61-68 (N)
1/31/24	W, 82-79 (A)
2/18/24	W, 71-62 (H)
12/31/24	L, 75-78 (A)
2/3/25	W, 64-61 (H)
3/15/25	W, 66-56 (N)

**NORTHEASTERN**

Overall: 2-0	
Home: 1-0	
Away: 1-0	
12/29/12	W, 83-63 (H)
12/7/13	W, 74-69 (A)

**NOTRE DAME**

Overall: 0-1	
Away: 0-1	
03/17/2009	L, 64-70 (A)

**OHIO STATE**

Overall: 0-1	
Away: 0-1	
12/21/98	L, 64-71 (A)

**OKLAHOMA**

Overall: 1-2	
Home: 1-0	
Neutral: 0-2	
11/29/78	W, 88-79 (H)
3/18/83	L, 63-71 (N)
11/26/08	L, 67-77 (N)

**OKLAHOMA CITY**

Overall: 1-0	
Away: 1-0	
12/20/79	W, 89-73 (A)

**OKLAHOMA STATE**

Overall: 1-1	
Home: 1-0	
Away: 0-1	
12/10/04	L, 73-86 (A)
12/28/05	W, 90-71 (H)

**OLD DOMINION**

Overall: 23-16	
Home: 15-4	
Away: 6-9	
Neutral: 2-3	
1/20/83	W, 71-60 (H)
2/27/83	L, 57-84 (A)
12/6/83	W, 83-73 (H)
2/18/84	L, 55-76 (A)
3/4/84	W, 62-60 (N)
1/24/85	W, 56-55 (A)
1/31/85	L, 58-59 (H)
3/2/85	L, 67-68 (N)
1/4/86	W, 66-51 (A)
1/30/86	W, 71-58 (A)
1/5/87	W, 64-60 (H)
1/31/87	W, 72-70 (H)
1/18/88	L, 80-82 (A)
2/15/88	W, 80-74 (H)
1/7/89	L, 89-101 (A)
2/4/89	W, 92-77 (H)
3/4/89	W, 89-87 (N)
1/6/90	W, 64-61 (A)
2/26/90	W, 87-72 (H)
2/7/91	L, 87-95 (A)

2/11/91	W, 79-77 (H)	1/3/85	W, 89-65 (H)
3/2/91	L, 95-99 (N)		
12/22/05	W, 85-57 (H)		
12/18/06	L, 42-56 (A)		
12/29/07	W, 73-57 (H)		
11/22/08	W, 77-62 (A)	12/21/89	W, 80-57 (H)
1/30/14	W, 75-66 (H)		
1/24/15	W, 81-68 (H)		
1/14/16	W, 72-71 (A)		
2/11/17	L, 62-83 (H)		
2/3/18	L, 60-65 (A)		
2/7/19	L, 59-70 (H)	12/13/80	W, 70-58 (A)
3/9/19	W, 64-50 (H)	11/28/81	W, 78-62 (H)
3/15/19	L, 59-61 (N)		
1/4/20	L, 52-58 (A)		
3/7/20	W, 72-63 (H)		
2/19/21	W, 76-69 (H)		
2/20/21	L, 58-65 (H)	11/25/95	L, 60-69 (A)
2/13/22	L, 72-81 (A)		

**OLE MISS**

Overall: 1-4

Home: 1-0

Away: 0-4

12/9/78	L, 77-82 (A)
12/8/79	L, 66-67 (A)
12/6/80	L, 72-83 (A)
12/5/81	W, 72-58 (H)
12/7/82	L, 54-66 (A)

**ORAL ROBERTS**

Overall: 1-0

Neutral: 1-0

12/23/04	W, 84-77 (N)
----------	--------------

**OREGON**

Overall: 1-1

Home: 1-0

Away: 0-1

12/5/89	W, 79-69 (H)
12/4/90	L, 71-98 (A)

**PACIFIC**

Overall: 1-0

Neutral: 1-0

12/27/83	W, 57-48 (N)
----------	--------------

**PARKSIDE**

Overall: 1-0

Home: 1-0

**PENN STATE**

Overall: 1-0

Home: 1-0

12/21/89	W, 80-57 (H)
----------	--------------

**PITTSBURGH**

Overall: 2-0

Home: 1-0

Away: 1-0

12/13/80	W, 70-58 (A)
11/28/81	W, 78-62 (H)

**PORTLAND**

Overall: 0-1

Away: 0-1

11/25/95	L, 60-69 (A)
----------	--------------

**PRAIRIE VIEW A&M**

Overall: 6-0

Home: 6-0

12/3/90	W, 110-49 (H)
12/19/92	W, 111-61 (H)
12/30/94	W, 98-59 (H)
11/30/95	W, 105-52 (H)
11/20/12	W, 76-70 (H)
12/6/24	W, 95-66 (H)

**PRINCETON**

Overall: 0-2

Home: 0-1

Away: 0-1

12/15/98	L, 57-69 (H)
12/18/99	L, 64-41 (A)

**PROVIDENCE**

Overall: 1-1

Home: 0-1

Away: 1-0

3/12/87	L, 68-90 (H)
3/31/93	W, 55-52 (A)

**PUERTO RICO-BAYAMON**

Overall: 0-1

Away: 0-1

11/26/94	L, 90-95 (A)
----------	--------------

**PURDUE**

Overall: 0-1

Neutral: 0-1  
 11/26/97 \_\_\_\_\_ L, 64-92 (N)

**RADFORD**

Overall: 1-0  
 Neutral: 1-0  
 11/11/06 \_\_\_\_\_ W, 76-63 (N)

**RHODE ISLAND**

Overall: 1-2  
 Home: 1-0  
 Away: 0-1  
 Neutral: 0-1  
 1/22/94 \_\_\_\_\_ W, 71-63 (H)  
 2/21/95 \_\_\_\_\_ L, 72-76 (A)  
 11/18/07 \_\_\_\_\_ L, 69-74 (N)

**RHODES**

Overall: 3-0  
 Home: 3-0  
 12/1/84 \_\_\_\_\_ W, 95-72 (H)  
 12/14/21 \_\_\_\_\_ W, 98-61 (H)  
 11/26/22 \_\_\_\_\_ W, 110-53 (H)

**RICE**

Overall: 22-4  
 Home: 11-2  
 Away: 9-2  
 Neutral: 2-0  
 12/29/80 \_\_\_\_\_ W, 78-60 (H)  
 1/18/06 \_\_\_\_\_ W, 75-68 (A)  
 2/14/07 \_\_\_\_\_ W, 84-73 (H)  
 2/13/08 \_\_\_\_\_ W, 69-60 (A)  
 1/24/09 \_\_\_\_\_ W, 78-40 (H)  
 2/6/10 \_\_\_\_\_ W, 76-65 (A)  
 2/12/11 \_\_\_\_\_ W, 74-68 (H)  
 1/18/12 \_\_\_\_\_ W, 61-60 (A)  
 2/16/13 \_\_\_\_\_ W, 80-57 (H)  
 2/27/14 \_\_\_\_\_ W, 61-60 (A)  
 2/14/15 \_\_\_\_\_ L, 73-82 (A)  
 1/21/16 \_\_\_\_\_ W, 82-70 (H)  
 1/7/17 \_\_\_\_\_ W, 88-81 (A)  
 2/10/18 \_\_\_\_\_ W, 61-56 (H)  
 1/26/19 \_\_\_\_\_ W, 89-86 (A)  
 2/6/20 \_\_\_\_\_ L, 72-86 (H)  
 1/22/21 \_\_\_\_\_ W, 78-68 (H)  
 1/23/21 \_\_\_\_\_ W, 86-74 (H)  
 3/11/21 \_\_\_\_\_ W, 73-60 (N)  
 1/8/22 \_\_\_\_\_ L, 80-85 (A)  
 2/17/22 \_\_\_\_\_ W, 92-68 (H)

1/28/23 \_\_\_\_\_ W, 70-52 (A)  
 2/23/23 \_\_\_\_\_ W, 85-57 (H)  
 3/9/23 \_\_\_\_\_ W, 87-60 (N)  
 2/23/24 \_\_\_\_\_ L, 71-94 (H)  
 2/19/25 \_\_\_\_\_ W, 90-89 (A)

**RICHMOND**

Overall: 2-4  
 Home: 1-1  
 Away: 1-2  
 Neutral: 0-1  
 3/20/89 \_\_\_\_\_ W, 64-61 (A)  
 11/24/01 \_\_\_\_\_ L, 59-60 (H)  
 12/4/02 \_\_\_\_\_ L, 68-72 (A)  
 11/29/03 \_\_\_\_\_ W, 83-75 (H)  
 12/17/04 \_\_\_\_\_ L, 81-96 (A)  
 11/20/17 \_\_\_\_\_ L, 63-50 (N)

**ROOSEVELT**

Overall: 2-0  
 Home: 2-0  
 12/11/80 \_\_\_\_\_ W, 112-55 (H)  
 12/14/81 \_\_\_\_\_ W, 86-40 (H)

**RUST COLLEGE**

Overall: 1-0  
 Home: 1-0  
 2/22/21 \_\_\_\_\_ W, 117-45 (H)

**RUTGERS**

Overall: 1-1  
 Home: 1-0  
 Away: 0-1  
 12/16/12 \_\_\_\_\_ L, 79-88 (A)  
 11/11/13 \_\_\_\_\_ W, 79-76 (H)

**SACRAMENTO STATE**

Overall: 1-0  
 Home: 1-0  
 1/12/94 \_\_\_\_\_ W, 88-46 (H)

**ST. BONAVENTURE**

Overall: 0-1  
 Neutral: 0-1  
 12/27/96 \_\_\_\_\_ L, 61-63 (N)

**SAINT FRANCIS U**

Overall: 1-0  
 Neutral: 1-0  
 12/22/90 \_\_\_\_\_ W, 71-68 (N)

**ST. JOHN'S**

Overall: 0-2

Away: 0-1

Neutral: 0-1

3/27/89 \_\_\_\_\_ L, 65-76 (N)

3/27/03 \_\_\_\_\_ L, 71-79 (A)

**SAINT JOSEPH'S**

Overall: 2-0

Away: 1-0

Neutral: 1-0

12/23/98 \_\_\_\_\_ W, 72-58 (N)

3/19/25 \_\_\_\_\_ W, 69-65 (N)

**SAINT JOSEPH'S COLLEGE (IND.)**

Overall: 1-0

Home: 1-0

1/31/79 \_\_\_\_\_ W, 84-69 (H)

**SAINT LOUIS**

Overall: 18-7

Home: 10-1

Away: 6-6

Neutral: 2-0

12/23/78 \_\_\_\_\_ W, 73-70 (H)

1/16/80 \_\_\_\_\_ L, 76-84 (A)

2/11/82 \_\_\_\_\_ W, 79-63 (A)

12/20/82 \_\_\_\_\_ W, 66-47 (H)

1/13/91 \_\_\_\_\_ W, 98-80 (H)

2/8/91 \_\_\_\_\_ W, 78-74 (A)

3/7/91 \_\_\_\_\_ W, 104-76 (H)

2/20/93 \_\_\_\_\_ W, 84-45 (H)

3/3/93 \_\_\_\_\_ W, 77-57 (A)

2/19/94 \_\_\_\_\_ L, 72-73 (A)

3/5/94 \_\_\_\_\_ W, 85-70 (H)

1/7/95 \_\_\_\_\_ L, 56-81 (A)

2/4/95 \_\_\_\_\_ W, 70-54 (H)

1/13/96 \_\_\_\_\_ W, 64-55 (H)

1/29/97 \_\_\_\_\_ W, 62-45 (A)

1/17/98 \_\_\_\_\_ L, 60-77 (A)

3/5/98 \_\_\_\_\_ W, 76-74 (N)

2/27/99 \_\_\_\_\_ W, 62-57 (H)

2/9/00 \_\_\_\_\_ L, 78-61 (A)

3/3/01 \_\_\_\_\_ L, 48-73 (H)

2/19/02 \_\_\_\_\_ L, 47-53 (A)

3/14/03 \_\_\_\_\_ W, 63-62 (N)

1/31/04 \_\_\_\_\_ W, 72-52 (H)

2/23/05 \_\_\_\_\_ W, 64-62 (A)

12/4/21 \_\_\_\_\_ W, 77-72 (A)

**SAINT MARY'S**

Overall: 0-1

Neutral: 0-1

11/27/16 \_\_\_\_\_ L, 63-76 (N)

**SAINT MARY'S (MINN.)**

Overall: 1-0

Home: 1-0

11/25/83 \_\_\_\_\_ W, 105-53 (H)

**SAMFORD**

Overall: 4-0

Home: 3-0

Neutral: 1-0

2/24/81 \_\_\_\_\_ W, 92-67 (H)

2/23/82 \_\_\_\_\_ W, 40-27 (H)

3/1/83 \_\_\_\_\_ W, 66-65 (H)

11/15/09 \_\_\_\_\_ W, 55-52 (N)

**SAN DIEGO STATE**

Overall: 1-1

Home: 1-0

Neutral: 0-1

12/22/89 \_\_\_\_\_ W, 91-46 (H)

3/22/24 \_\_\_\_\_ L, 65-69 (N)

**SAN FRANCISCO**

Overall: 0-1

Neutral: 0-1

11/26/21 \_\_\_\_\_ L, 61-63 (N)

**SAN FRANCISCO STATE**

Overall: 1-0

Home: 1-0

11/25/78 \_\_\_\_\_ W, 67-51 (H)

**SANTA CLARA**

Overall: 3-1

Home: 0-1

Away: 2-0

Neutral: 1-0

12/27/90 \_\_\_\_\_ W, 73-62 (A)

12/17/94 \_\_\_\_\_ L, 65-80 (H)

11/17/08 \_\_\_\_\_ W, 64-61 (N)

3/23/25 \_\_\_\_\_ W, 88-84 (A)

**SEATTLE**

Overall: 1-0

Home: 1-0

12/13/15 \_\_\_\_\_ W, 79-73 (H)

**SIENA**

Overall: 1-0

Away: 1-0

3/25/03 \_\_\_\_\_ W, 80-71 (A)

**SOUTH ALABAMA**

Overall: 31-14

Home: 18-2

Away: 9-10

Neutral: 4-2

12/18/78 \_\_\_\_\_ W, 75-72 (H)

2/8/79 \_\_\_\_\_ L, 69-71 (A)

1/24/80 \_\_\_\_\_ W, 70-62 (A)

2/17/80 \_\_\_\_\_ L, 65-66 (H)

1/31/81 \_\_\_\_\_ W, 73-70 (H)

2/18/81 \_\_\_\_\_ L, 80-64 (A)

2/28/81 \_\_\_\_\_ W, 86-59 (N)

1/7/82 \_\_\_\_\_ W, 78-59 (H)

2/7/82 \_\_\_\_\_ W, 86-82 (A)

1/8/83 \_\_\_\_\_ W, 73-67 (H)

2/19/83 \_\_\_\_\_ W, 85-80 (A)

1/21/84 \_\_\_\_\_ W, 80-79 (A)

2/11/84 \_\_\_\_\_ W, 51-50 (H)

3/2/84 \_\_\_\_\_ W, 76-68 (N)

2/2/85 \_\_\_\_\_ W, 81-73 (H)

2/23/85 \_\_\_\_\_ L, 68-80 (A)

1/13/86 \_\_\_\_\_ W, 77-64 (H)

2/15/86 \_\_\_\_\_ L, 46-48 (A)

2/27/86 \_\_\_\_\_ W, 64-51 (N)

1/3/87 \_\_\_\_\_ W, 85-80 (H)

2/7/87 \_\_\_\_\_ W, 87-76 (H)

2/26/87 \_\_\_\_\_ W, 77-64 (N)

1/21/88 \_\_\_\_\_ L, 80-90 (A)

2/27/88 \_\_\_\_\_ L, 68-82 (H)

3/5/88 \_\_\_\_\_ L, 73-78 (N)

1/18/89 \_\_\_\_\_ L, 84-114 (A)

2/11/89 \_\_\_\_\_ W, 93-91 (H)

3/5/89 \_\_\_\_\_ L, 84-103 (N)

1/20/90 \_\_\_\_\_ W, 85-80 (H)

2/4/90 \_\_\_\_\_ W, 82-75 (A)

2/16/91 \_\_\_\_\_ L, 79-87 (A)

2/23/91 \_\_\_\_\_ W, 107-99 (H)

12/21/93 \_\_\_\_\_ W, 80-64 (H)

12/20/94 \_\_\_\_\_ L, 86-105 (A)

12/5/95 \_\_\_\_\_ W, 41-39 (H)

12/10/96 \_\_\_\_\_ L, 63-74 (A)

11/29/98 \_\_\_\_\_ W, 74-60 (A)

12/7/99 \_\_\_\_\_ W, 91-86 (H)

1/3/04 \_\_\_\_\_ W, 90-75 (H)

12/31/04 \_\_\_\_\_ W, 82-76 (A)

12/19/09 \_\_\_\_\_ W, 72-54 (A)

11/23/10 \_\_\_\_\_ W, 82-58 (H)

11/30/11 \_\_\_\_\_ L, 47-55 (A)

12/8/12 \_\_\_\_\_ W, 92-78 (H)

12/4/22 \_\_\_\_\_ W, 76-68 (H)

**SOUTH CAROLINA**

Overall: 2-3

Home: 2-0

Away: 0-2

Neutral: 0-1

2/8/86 \_\_\_\_\_ W, 83-54 (H)

1/16/88 \_\_\_\_\_ L, 63-66 (A)

12/28/92 \_\_\_\_\_ L, 68-75 (N)

11/18/21 \_\_\_\_\_ L, 63-66 (A)

12/14/22 \_\_\_\_\_ W, 84-70 (H)

**SOUTH CAROLINA - UPSTATE**

Overall: 1-0

Home: 1-0

12/16/15 \_\_\_\_\_ W, 96-54 (H)

**SOUTHEAST MISSOURI STATE**

Overall: 1-0

Home: 1-0

11/13/10 \_\_\_\_\_ W, 78-56 (H)

**SOUTHEASTERN LOUISIANA**

Overall: 2-0

Home: 2-0

11/28/20 \_\_\_\_\_ W, 84-59 (H)

11/10/24 \_\_\_\_\_ W, 82-72 (H)

**SMU**

Overall: 10-3

Home: 4-1

Away: 4-1

Neutral: 2-1

12/28/83 \_\_\_\_\_ L, 63-77 (N)

2/25/06 \_\_\_\_\_ W, 73-68 (A)

3/9/06 \_\_\_\_\_ W, 69-55 (N)

1/31/07 \_\_\_\_\_ L, 56-60 (H)

2/23/08 \_\_\_\_\_ W, 73-59 (A)

2/14/09 \_\_\_\_\_ W, 78-75 (H)

1/16/10 \_\_\_\_\_ W, 63-62 (A)

1/19/11 \_\_\_\_\_ W, 67-53 (H)

2/15/12 \_\_\_\_\_ W, 47-28 (A)

3/2/13 \_\_\_\_\_ W, 74-69 (H)

3/13/13	W, 53-52 (N)
2/4/24	L, 69-72 (A)
3/10/24	W, 74-70 (H)

**SOUTHERN**

Overall: 7-0

Home: 7-0

12/8/90	W, 107-83 (H)
1/2/91	W, 90-72 (H)
12/4/92	W, 100-88 (H)
2/24/94	W, 83-61 (H)
12/18/16	W, 75-74 (H)
12/16/20	W, 88-46 (H)
12/18/22	W, 92-66 (H)

**SOUTHERN ILLINOIS**

Overall: 0-2

Neutral: 0-2

12/1/78	L, 72-80 (N)
12/28/95	L, 81-87 (N)

**SOUTHERN MISS**

Overall: 38-20

Home: 23-7

Away: 13-11

Neutral: 2-2

1/10/79	W, 93-87 (H)
1/29/79	W, 60-59 (A)
12/30/80	W, 60-55 (H)
12/18/81	W, 71-56 (N)
1/3/96	L, 61-78 (A)
2/12/96	L, 64-67 (H)
1/18/97	L, 59-74 (A)
2/15/97	W, 65-52 (H)
2/12/98	L, 56-73 (A)
2/28/98	W, 93-81 (H)
2/7/99	W, 63-50 (H)
2/20/99	W, 70-61 (A)
1/19/00	W, 73-57 (H)
2/19/00	L, 83-71 (A)
1/13/01	L, 52-64 (H)
2/3/01	W, 71-59 (A)
1/12/02	L, 36-50 (A)
2/26/02	W, 66-56 (H)
1/18/03	W, 84-71 (H)
2/4/03	L, 80-82 (A)
2/11/04	W, 69-65 (A)
1/5/05	W, 83-75 (H)
1/28/06	W, 87-73 (H)
2/18/06	W, 87-50 (A)

1/20/07	L, 55-57 (H)
2/28/07	L, 68-76 (A)
1/16/08	W, 72-65 (H)
2/5/08	L, 85-93 (A)
2/7/09	W, 66-49 (A)
2/21/09	W, 86-56 (H)
3/12/09	W, 74-73 (N)
1/20/10	W, 57-56 (H)
2/17/10	W, 59-54 (A)
3/11/10	L, 44-58 (N)
2/2/11	L, 71-75 (H)
3/2/11	W, 67-66 (A)
1/14/12	L, 55-59 (A)
2/8/12	W, 71-61 (H)
1/19/13	L, 59-74 (A)
2/2/13	L, 75-79 (H)
3/14/13	L, 66-81 (N)
2/13/14	W, 84-60 (H)
1/17/15	W, 63-56 (A)
2/7/15	W, 78-68 (H)
2/11/16	W, 80-77 (A)
1/28/17	W, 87-43 (H)
1/11/18	W, 86-75 (H)
2/17/18	W, 87-69 (A)
1/12/19	L, 68-73 (A)
2/23/19	W, 76-72 (A)
1/23/20	L, 77-84 (H)
1/8/21	W, 72-60 (H)
1/9/21	W, 62-58 (H)
2/10/22	W, 84-63 (H)
3/2/22	W, 81-68 (A)
3/14/23	W, 88-60 (H)
12/1/23	L, 82-85 (H)
11/7/24	W, 98-84 (H)

**SOUTHWEST BAPTIST**

Overall: 1-0

Home: 1-0

1/18/91	W, 82-66 (H)
---------	--------------

**STANFORD**

Overall: 0-1

Home: 0-1

12/6/86	L, 80-99 (H)
---------	--------------

**STEPHEN F. AUSTIN**

Overall: 3-0

Home: 2-0

Away: 1-0

12/20/96	W, 70-55 (H)
----------	--------------

12/29/15 \_\_\_\_\_ W, 76-66 (H)  
 12/7/16 \_\_\_\_\_ W, 84-73 (A)

**STETSON**

Overall: 1-0  
 Home: 1-0  
 11/13/07 \_\_\_\_\_ W, 86-49 (H)

**SYRACUSE**

Overall: 0-1  
 Neutral: 0-1  
 11/28/87 \_\_\_\_\_ L, 63-79 (N)

**TCU**

Overall: 5-4  
 Away: 2-2  
 Neutral: 1-1  
 12/27/85 \_\_\_\_\_ W, 69-62 (N)  
 3/12/97 \_\_\_\_\_ L, 62-85 (A)  
 1/29/02 \_\_\_\_\_ W, 77-71 (A)  
 2/12/02 \_\_\_\_\_ L, 68-78 (H)  
 1/29/03 \_\_\_\_\_ W, 84-82 (H)  
 2/18/03 \_\_\_\_\_ W, 88-85 (A)  
 3/6/04 \_\_\_\_\_ W, 87-62 (H)  
 2/12/05 \_\_\_\_\_ L, 65-76 (A)  
 11/24/12 \_\_\_\_\_ L, 73-76 (N)

**TEMPLE**

Overall: 4-3  
 Home: 2-1  
 Away: 1-1  
 Neutral: 1-1  
 1/24/87 \_\_\_\_\_ L, 60-67 (H)  
 2/2/93 \_\_\_\_\_ W, 68-55 (H)  
 12/4/93 \_\_\_\_\_ L, 52-55 (A)  
 11/24/13 \_\_\_\_\_ L, 66-87 (N)  
 3/7/24 \_\_\_\_\_ W, 100-72 (A)  
 3/17/24 \_\_\_\_\_ W, 85-69 (N)  
 2/23/25 \_\_\_\_\_ W, 80-64 (H)

**TENNESSEE**

Overall: 2-2  
 Away: 0-1  
 Neutral: 2-1  
 12/29/83 \_\_\_\_\_ W, 84-66 (N)  
 11/23/84 \_\_\_\_\_ W, 70-65 (N)  
 12/20/88 \_\_\_\_\_ L, 99-111 (N)  
 3/18/91 \_\_\_\_\_ L, 68-71 (A)

**TENNESSEE STATE**

Overall: 2-0  
 Neutral: 2-0  
 12/30/88 \_\_\_\_\_ W, 84-56 (N)  
 12/10/93 \_\_\_\_\_ W, 70-52 (N)

**TEXAS**

Overall: 0-2  
 Away: 0-2  
 12/21/16 \_\_\_\_\_ L, 60-96 (A)  
 12/3/19 \_\_\_\_\_ L, 57-67 (A)

**TEXAS A&M**

Overall: 1-0  
 Neutral: 1-0  
 11/21/85 \_\_\_\_\_ W, 71-68 (N)

**TEXAS A&M - CORPUS CHRISTI**

Overall: 1-0  
 Home: 1-0  
 12/19/02 \_\_\_\_\_ W, 108-74 (H)

**TEXAS STATE**

Overall: 1-0  
 Home: 1-0  
 Neutral: 2-0  
 12/14/85 \_\_\_\_\_ W, 65-56 (N)  
 11/27/87 \_\_\_\_\_ W, 72-67 (N)  
 12/20/90 \_\_\_\_\_ W, 66-49 (H)

**TEXAS TECH**

Overall: 1-0  
 Away: 1-0  
 11/28/00 \_\_\_\_\_ W, 89-71 (A)

**THOMAS**

Overall: 1-0  
 Home: 1-0  
 12/19/02 \_\_\_\_\_ W, 108-74 (H)

**TROY**

Overall: 12-1  
 Home: 6-1  
 Away: 6-0  
 11/15/08 \_\_\_\_\_ W, 87-66 (A)  
 12/20/08 \_\_\_\_\_ W, 73-68 (H)  
 11/24/09 \_\_\_\_\_ W, 77-59 (H)  
 11/29/10 \_\_\_\_\_ W, 78-57 (A)  
 11/22/11 \_\_\_\_\_ W, 71-59 (H)  
 11/27/12 \_\_\_\_\_ W, 75-55 (A)  
 11/14/13 \_\_\_\_\_ W, 81-69 (H)

11/19/15	W, 79-63 (A)
11/17/16	W, 74-51 (H)
12/5/17	W, 90-78 (A)
12/21/18	L, 73-74 (H)
11/7/19	W, 76-75 (A)
12/6/20	W, 77-55 (H)

**TULANE**

Overall: 27-14

Home: 14-7

Away: 11-7

Neutral: 2-0

12/15/92	W, 75-69 (H)
2/16/94	L, 60-66 (A)
1/6/96	W, 71-70 (H)
2/28/96	L, 58-60 (A)
1/5/97	L, 61-86 (H)
2/13/97	W, 64-61 (A)
3/6/97	W, 74-70 (N)
1/10/98	W, 85-66 (H)
2/14/98	W, 77-69 (A)
12/30/98	W, 88-78 (A)
1/21/99	L, 64-80 (H)
1/23/00	L, 73-62 (A)
2/12/00	L, 77-66 (H)
1/7/01	W, 98-76 (H)
1/20/01	W, 76-66 (A)
1/26/02	W, 80-63 (H)
2/16/02	L, 72-83 (A)
1/25/03	L, 72-75 (A)
2/8/03	L, 66-71 (H)
1/28/04	W, 80-59 (H)
2/25/04	L, 69-74 (A)
1/19/05	L, 73-76 (A)
2/26/05	W, 87-58 (H)
2/15/06	W, 87-82 (H)
1/13/07	W, 67-60 (A)
3/3/07	L, 74-76 (H)
1/9/08	W, 62-61 (A)
3/1/08	W, 69-44 (H)
2/4/09	W, 81-61 (H)
2/18/09	W, 76-70 (A)
1/9/10	W, 58-49 (A)
2/27/10	W, 76-55 (H)
2/5/11	W, 47-39 (A)
2/18/12	W, 81-73 (H)
3/7/12	W, 72-64 (N)
2/27/13	W, 76-71 (A)
2/15/14	L, 80-86 (H)
1/17/24	W, 83-69 (H)

2/25/24	W, 78-67 (A)
1/7/25	W, 81-69 (H)
3/9/25	L, 68-85 (A)

**TULSA**

Overall: 12-7

Home: 7-0

Away: 5-4

Neutral: 0-3

12/17/90	W, 90-75 (H)
12/28/90	L, 86-92 (N)
1/8/96	L, 55-70 (A)
11/22/98	W, 78-61 (H)
12/4/99	L, 88-73 (N)
1/11/06	W, 84-54 (H)
2/21/07	W, 62-57 (A)
3/5/08	W, 84-70 (H)
3/13/08	L, 68-78 (N)
1/28/09	L, 74-75 (A)
3/13/09	L, 69-70 (N)
1/26/10	W, 65-55 (H)
1/15/11	L, 62-78 (A)
2/29/12	W, 68-64 (H)
2/6/13	W, 70-63 (A)
1/25/14	W, 70-63 (A)
2/11/24	W, 70-63 (A)
1/4/25	W, 83-51 (H)
1/29/25	W, 78-68 (A)

**TUSKEGEE**

Overall: 1-0

Home: 1-0

12/9/20	W, 89-64 (H)
---------	--------------

**UCF**

Overall: 7-5

Home: 3-2

Away: 4-2

Neutral: 0-1

2/4/06	W, 75-68 (A)
1/10/07	W, 74-64 (H)
1/30/08	W, 88-81 (A)
1/13/09	W, 60-52 (H)
2/24/10	W, 53-49 (A)
1/29/11	W, 74-69 (A)
2/19/11	W, 63-58 (H)
1/21/12	L, 41-48 (H)
3/3/12	L, 63-71 (A)
3/8/12	L, 54-64 (N)
1/9/13	L, 48-64 (A)

3/6/13 \_\_\_\_\_ L, 70-74 (H)

**UC IRVINE**

Overall: 0-1

Away: 0-1

3/26/25 \_\_\_\_\_ L, 77-81 (A)

**UCLA**

Overall: 0-4

Neutral: 0-4

3/16/90 \_\_\_\_\_ L, 56-68 (N)

11/29/97 \_\_\_\_\_ L, 72-86 (N)

11/28/14 \_\_\_\_\_ L, 76-88 (N)

3/21/15 \_\_\_\_\_ L, 75-92 (N)

**UCONN**

Overall: 1-0

Away: 1-0

3/22/89 \_\_\_\_\_ W, 85-79 (A)

**UCSB**

Overall: 1-1

Home: 1-1

1/4/93 \_\_\_\_\_ L, 57-77 (H)

12/10/94 \_\_\_\_\_ W, 76-59 (H)

**UMASS**

Overall: 1-0

Neutral: 1-0

11/25/05 \_\_\_\_\_ W, 86-77 (H)

**UNC ASHEVILLE**

Overall: 3-0

Home: 3-0

12/14/14 \_\_\_\_\_ W, 79-71 (H)

11/9/21 \_\_\_\_\_ W, 102-77 (H)

12/29/23 \_\_\_\_\_ W, 90-85 (H)

**UNLV**

Overall: 1-3

Home: 1-0

Away: 0-2

Neutral: 0-1

12/28/85 \_\_\_\_\_ L, 72-73 (A)

12/1/90 \_\_\_\_\_ L, 68-109 (N)

12/8/01 \_\_\_\_\_ W, 74-68 (H)

11/27/02 \_\_\_\_\_ L, 75-84 (A)

**USC**

Overall: 0-1

Neutral: 0-1

12/22/04 \_\_\_\_\_ L, 78-81 (N)

**USF**

Overall: 43-21

Home: 22-7

Away: 17-12

Neutral: 4-2

1/25/79 \_\_\_\_\_ L, 66-68 (A)

2/3/79 \_\_\_\_\_ W, 81-65 (H)

1/10/80 \_\_\_\_\_ W, 92-83 (A)

2/14/80 \_\_\_\_\_ W, 78-70 (H)

1/17/81 \_\_\_\_\_ L, 77-79 (A)

1/29/81 \_\_\_\_\_ W, 70-53 (H)

1/16/82 \_\_\_\_\_ W, 54-49 (A)

1/29/82 \_\_\_\_\_ W, 59-51 (H)

2/27/82 \_\_\_\_\_ W, 66-56 (H)

1/13/83 \_\_\_\_\_ L, 63-64 (A)

2/23/83 \_\_\_\_\_ L, 64-69 (H)

3/16/83 \_\_\_\_\_ W, 64-47 (H)

1/31/84 \_\_\_\_\_ L, 46-65 (H)

2/20/84 \_\_\_\_\_ L, 57-58 (A)

1/12/85 \_\_\_\_\_ W, 58-52 (A)

2/19/85 \_\_\_\_\_ W, 62-61 (H)

1/6/86 \_\_\_\_\_ W, 57-46 (A)

1/27/86 \_\_\_\_\_ W, 71-56 (H)

2/9/87 \_\_\_\_\_ L, 67-81 (H)

2/18/87 \_\_\_\_\_ W, 67-58 (H)

1/13/88 \_\_\_\_\_ W, 59-54 (H)

2/18/88 \_\_\_\_\_ W, 83-79 (A)

1/14/89 \_\_\_\_\_ W, 73-61 (A)

2/21/89 \_\_\_\_\_ W, 87-59 (H)

1/8/90 \_\_\_\_\_ W, 83-66 (A)

2/10/90 \_\_\_\_\_ W, 82-64 (H)

1/17/91 \_\_\_\_\_ W, 67-62 (H)

2/14/91 \_\_\_\_\_ L, 61-64 (A)

2/23/93 \_\_\_\_\_ L, 59-61 (A)

12/31/93 \_\_\_\_\_ W, 78-41 (H)

1/18/95 \_\_\_\_\_ L, 58-64 (A)

2/22/96 \_\_\_\_\_ W, 79-63 (H)

3/2/96 \_\_\_\_\_ L, 64-73 (A)

3/6/96 \_\_\_\_\_ L, 57-73 (N)

2/1/97 \_\_\_\_\_ L, 60-63 (H)

3/1/97 \_\_\_\_\_ W, 74-65 (A)

1/3/98 \_\_\_\_\_ W, 62-48 (A)

2/26/98 \_\_\_\_\_ W, 92-76 (H)

1/16/99 \_\_\_\_\_ W, 67-64 (A)

2/18/99 \_\_\_\_\_ L, 53-75 (H)

1/5/00 \_\_\_\_\_ L, 88-69 (A)

1/15/00 \_\_\_\_\_ W, 75-66 (H)

2/10/01	L, 60-61 (A)	Away: 5-7	
2/21/01	L, 47-75 (H)	Neutral: 1-0	
2/5/02	L, 65-81 (A)	12/29/87	L, 58-72 (A)
2/23/02	W, 83-78 (H)	2/8/06	L, 37-65 (A)
3/6/02	L, 62-65 (N)	3/10/06	W, 63-60 (N)
1/8/03	W, 79-69 (A)	1/6/07	L, 63-76 (A)
2/12/03	W, 85-67 (H)	2/10/07	W, 73-64 (H)
1/20/04	W, 86-47 (H)	2/9/08	W, 81-73 (H)
3/3/04	W, 61-59 (A)	2/27/08	W, 88-81 (A)
1/8/05	W, 62-61 (A)	1/21/09	W, 78-73 (H)
1/29/05	W, 85-71 (H)	3/4/09	L, 52-70 (A)
12/30/05	W, 59-47 (A)	1/30/10	L, 65-74 (H)
12/27/06	W, 78-62 (H)	3/6/10	L, 50-52 (A)
12/8/07	L, 58-68 (A)	1/8/11	W, 100-97 (H)
12/3/08	W, 78-77 (H)	2/4/12	W, 61-60 (A)
11/20/14	L, 71-73 (H)	1/30/13	W, 78-72 (H)
12/19/15	W, 79-68 (A)	1/18/14	L, 61-63 (H)
11/21/22	W, 80-65 (N)	1/29/15	L, 69-71 (A)
1/7/24	W, 75-71 (H)	1/9/16	W, 87-80 (H)
3/16/24	W, 93-83 (N)	2/2/17	L, 59-63 (A)
1/15/25	W, 92-83 (A)	1/25/18	W, 85-78 (H)
2/16/25	W, 85-78 (H)	1/17/19	W, 76-63 (H)

**UT ARLINGTON**

Overall: 6-0

Home: 5-0

Away: 1-0

12/8/80	W, 67-54 (H)
12/12/92	W, 87-68 (H)
11/27/93	W, 68-61 (H)
12/12/94	W, 77-62 (A)
12/21/95	W, 70-65 (H)
12/1/98	W, 94-63 (H)

**UT MARTIN**

Overall: 1-1

Home: 1-1

12/21/99	W, 91-84 (H)
11/27/11	L, 54-59 (H)

**UTAH VALLEY**

Overall: 1-1

Home: 0-1

Neutral: 1-0

11/15/19	L, 55-66 (H)
3/28/23	W, 88-86 (N)

**UTEP**

Overall: 18-9

Home: 12-2

2/29/87	L, 58-72 (A)
2/8/06	L, 37-65 (A)
3/10/06	W, 63-60 (N)
1/6/07	L, 63-76 (A)
2/10/07	W, 73-64 (H)
2/9/08	W, 81-73 (H)
2/27/08	W, 88-81 (A)
1/21/09	W, 78-73 (H)
3/4/09	L, 52-70 (A)
1/30/10	L, 65-74 (H)
3/6/10	L, 50-52 (A)
1/8/11	W, 100-97 (H)
2/4/12	W, 61-60 (A)
1/30/13	W, 78-72 (H)
1/18/14	L, 61-63 (H)
1/29/15	L, 69-71 (A)
1/9/16	W, 87-80 (H)
2/2/17	L, 59-63 (A)
1/25/18	W, 85-78 (H)
1/17/19	W, 76-63 (H)
2/1/20	W, 69-55 (A)
2/5/21	W, 63-51 (H)
2/6/21	W, 75-60 (H)
12/30/21	W, 75-62 (H)
2/26/22	W, 69-66 (A)
12/29/22	W, 79-73 (H)
2/16/23	W, 79-66 (A)

**UTICA**

Overall: 1-0

Home: 1-0

1/13/82	W, 73-44 (H)
---------	--------------

**UTRGV**

Overall: 1-0

Home: 1-0

12/1/99	W, 103-82 (H)
---------	---------------

**UTSA**

Overall: 14-5

Home: 6-1

Away: 6-4

Neutral: 2-0

1/16/14	W, 78-65 (H)
1/31/15	W, 62-57 (A)
1/7/16	W, 104-82 (H)
2/4/17	L, 67-82 (A)
1/27/18	L, 70-82 (H)

1/19/19	W, 83-73 (H)	2/28/82	W, 94-83 (H)
3/3/19	L, 70-76 (A)	1/4/83	L, 65-67 (H)
3/14/19	W, 85-76 (N)	2/17/83	L, 68-80 (A)
1/30/20	W, 76-68 (A)	3/15/83	W, 61-59 (H)
3/1/20	L, 59-66 (A)	1/19/84	L, 61-63 (H)
3/11/20	W, 74-69 (N)	2/6/84	L, 43-49 (A)
2/26/21	W, 64-57 (A)	3/3/84	W, 54-52 (H)
2/27/21	L, 79-96 (A)	1/26/85	W, 66-62 (H)
1/1/22	W, 87-59 (H)	2/13/85	L, 53-67 (A)
2/24/22	W, 68-56 (A)	1/9/86	W, 72-70 (H)
12/31/22	W, 90-67 (H)	2/6/86	L, 57-63 (A)
2/18/23	W, 83-78 (A)	1/20/87	W, 79-70 (H)
1/2/24	W, 78-76 (A)	2/5/87	W, 79-71 (H)
1/21/25	W, 81-78 (H)	2/4/88	W, 78-64 (A)

**VALDOSTA STATE**

Overall: 1-0

Home: 1-0

1/5/06 W, 98-69 (H)

**VALPARAISO**

Overall: 1-0

Home: 1-0

12/22/83 W, 64-49 (H)

**VANDERBILT**

Overall: 2-4

Home: 1-1

Away: 1-2

Neutral: 0-1

12/3/88 W, 76-69 (H)

12/16/89 L, 74-87 (A)

11/25/92 L, 63-81 (N)

12/4/96 L, 62-66 (A)

12/9/97 L, 74-85 (H)

3/22/23 W, 67-59 (H)

**VCU**

Overall: 22-17

Home: 12-4

Away: 6-11

Neutral: 4-2

1/7/80 W, 82-71 (H)

2/10/80 L, 75-90 (A)

2/25/80 L, 88-105 (N)

1/10/81 W, 67-65 (H)

2/15/81 L, 69-79 (A)

3/1/81 L, 61-62 (N)

1/2/82 L, 54-55 (H)

2/20/82 W, 56-55 (A)

2/28/82	W, 94-83 (H)	1/26/89	L, 75-79 (A)
1/4/83	L, 65-67 (H)	2/23/89	W, 78-62 (H)
2/17/83	L, 68-80 (A)	1/18/90	W, 80-59 (A)
3/15/83	W, 61-59 (H)	2/8/90	W, 74-51 (H)
1/19/84	L, 61-63 (H)	3/3/90	W, 83-68 (H)
2/6/84	L, 43-49 (A)	1/7/91	L, 64-66 (A)
3/3/84	W, 54-52 (H)	1/23/91	W, 89-68 (H)
1/26/85	W, 66-62 (H)	12/30/00	W, 70-61 (H)
2/13/85	L, 53-67 (A)	12/15/01	L, 76-82 (A)
1/9/86	W, 72-70 (H)	12/18/03	W, 68-58 (A)
2/6/86	L, 57-63 (A)	11/27/04	W, 79-55 (H)
1/20/87	W, 79-70 (H)	1/2/06	W, 68-62 (H)
2/5/87	W, 79-71 (H)	12/16/06	L, 44-53 (A)
2/4/88	W, 78-64 (A)	3/19/08	W, 80-77 (A)
2/13/88	L, 88-89 (H)	12/21/10	W, 68-65 (H)
1/26/89	L, 75-79 (A)	12/20/11	L, 49-68 (A)

**VERMONT**

Overall: 0-1

Home: 1-0

11/4/24 L, 62-67 (H)

**VILLANOVA**

Overall: 1-0

Home: 1-0

12/23/83 W, 81-76 (H)

**VIRGINIA**

Overall: 1-1

Away: 0-1

Neutral: 1-0

3/17/82 W, 68-66 (N)

12/30/09 L, 63-72 (A)

**VIRGINIA TECH**

Overall: 0-2  
 Away: 0-1  
 Neutral: 0-1  
 3/24/08 \_\_\_\_\_ L, 49-75 (A)  
 11/28/15 \_\_\_\_\_ L, 77-82 (N)

**WASHINGTON**

Overall: 1-0  
 Neutral: 1-0  
 3/19/04 \_\_\_\_\_ W, 102-100 (N)

**WASHINGTON STATE**

Overall: 1-1  
 Home: 1-0  
 Neutral: 0-1  
 12/12/79 \_\_\_\_\_ W, 86-67 (H)  
 11/10/06 \_\_\_\_\_ L, 60-71 (N)

**WEST ALABAMA**

Overall: 2-0  
 Home: 2-0  
 12/1/02 \_\_\_\_\_ W, 97-71 (H)  
 11/18/18 \_\_\_\_\_ W, 77-47 (H)

**WEST VIRGINIA**

Overall: 2-3  
 Home: 1-1  
 Away: 0-2  
 Neutral: 1-0  
 2/3/87 \_\_\_\_\_ L, 64-79 (A)  
 12/8/87 \_\_\_\_\_ W, 66-62 (H)  
 12/28/90 \_\_\_\_\_ W, 88-84 (A)  
 12/18/21 \_\_\_\_\_ L, 59-65 (H)  
 12/10/22 \_\_\_\_\_ L, 70-81 (A)

**WESTERN MICHIGAN**

Overall: 0-1  
 Neutral: 0-1  
 12/15/03 \_\_\_\_\_ L, 62-69 (N)

**WHITTIER**

Overall: 1-0  
 Home: 1-0  
 12/1/79 \_\_\_\_\_ W, 90-67 (H)

**WICHITA STATE**

Overall: 2-5  
 Home: 0-2  
 Away: 1-3  
 Neutral: 1-0

12/12/81 \_\_\_\_\_ L, 60-75 (A)  
 12/11/82 \_\_\_\_\_ L, 88-89 (H)  
 12/22/07 \_\_\_\_\_ L, 52-61 (A)  
 11/25/11 \_\_\_\_\_ L, 46-68 (A)  
 2/28/24 \_\_\_\_\_ L, 66-74 (H)  
 3/15/24 \_\_\_\_\_ W, 72-60 (H)  
 2/27/25 \_\_\_\_\_ W, 80-72 (A)

**WILLIAM & MARY**

Overall: 1-0  
 Neutral: 1-0  
 12/28/96 \_\_\_\_\_ W, 57-55 (N)

**WINSTON-SALEM STATE**

Overall: 1-0  
 Home: 1-0  
 12/23/06 \_\_\_\_\_ W, 84-53 (H)

**WISCONSIN**

Overall: 0-1  
 Neutral: 0-1  
 11/26/14 \_\_\_\_\_ L, 43-72 (N)

**WKU**

Overall: 27-18  
 Home: 15-5  
 Away: 8-10  
 Neutral: 4-3  
 3/13/81 \_\_\_\_\_ W, 93-68 (N)  
 1/25/83 \_\_\_\_\_ W, 68-66 (A)  
 2/5/83 \_\_\_\_\_ W, 61-56 (H)  
 1/7/84 \_\_\_\_\_ W, 71-56 (H)  
 2/25/84 \_\_\_\_\_ L, 76-89 (A)  
 1/19/85 \_\_\_\_\_ W, 68-66 (A)  
 2/9/85 \_\_\_\_\_ W, 77-62 (H)  
 3/1/85 \_\_\_\_\_ W, 64-56 (N)  
 1/16/86 \_\_\_\_\_ L, 72-75 (H)  
 1/25/86 \_\_\_\_\_ L, 75-81 (A)  
 2/28/86 \_\_\_\_\_ W, 57-45 (N)  
 1/10/87 \_\_\_\_\_ L, 67-85 (H)  
 2/21/87 \_\_\_\_\_ W, 86-73 (H)

Year	Overall	Conference Record	Postseason
1978-79	15-11	-	-
1979-80	18-12	Sun Belt 10-4 (T-2nd)	NIT
1980-81	23-9	Sun Belt 9-3 (T-1st)	NCAA Sweet 16
1981-82	25-6	Sun Belt 9-1 (1st)*	NCAA Elite 8
1982-83	19-14	Sun Belt 9-5 (3rd)*	NCAA
1983-84	23-11	Sun Belt 8-6 (5th)*	NCAA
1984-85	25-9	Sun Belt 11-3 (2nd)	NCAA
1985-86	25-11	Sun Belt 9-5 (T-3rd)	NCAA
1986-87	21-11	Sun Belt 10-4 (3rd)*	NCAA
1987-88	16-15	Sun Belt 7-7 (5th)	-
1988-89	22-12	Sun Belt 8-6 (4th)	NIT Final Four
1989-90	22-9	Sun Belt 12-2 (1st)	NCAA
1990-91	18-13	Sun Belt 9-5 (2nd)	NIT
1991-92	20-9	Great Midwest 4-6 (5th)	NIT
1992-93	21-14	Great Midwest 5-5 (4th)	NIT Final Four
1993-94	22-8	Great Midwest 8-4 (T-2nd)	NCAA
1994-95	15-15	Great Midwest 5-7 (6th)	-
1995-96	16-14	Conference USA 6-8 (2nd Red Div.)	-
1996-97	18-14	Conference USA 7-7 (2nd Red Div.)	NIT
1997-98	21-12	Conference USA 10-6 (2nd Red Div.)	NIT
1998-99	20-12	Conference USA 10-6 (1st National Div.)	NCAA
1999-00	14-14	Conference USA 7-9 (T-3rd National Div.)	-
2000-01	17-14	Conference USA 8-8 (4th National Div.)	-
2001-02	13-17	Conference USA 6-10 (4th National Div.)	-
2002-03	21-13	Conference USA 8-8 (T-2nd National Div.)	NIT
2003-04	22-10	Conference USA 12-4 (T-1st)	NCAA Sweet 16
2004-05	22-11	Conference USA 10-6 (T-4th)	NCAA Second Round
2005-06	24-7	Conference USA 12-2 (2nd)	NCAA First Round
2006-07	15-16	Conference USA 7-9 (T-8th)	-
2007-08	23-11	Conference USA 12-4 (2nd)	NIT
2008-09	22-12	Conference USA 11-5 (3rd)	NIT
2009-10	25-9	Conference USA 11-5 (3rd)	NIT
2010-11	22-9	Conference USA 12-4 (1st)	NCAA First Round
2011-12	15-16	Conference USA 9-7 (T5th)	--
2012-13	16-17	Conference USA 7-9 (T7th)	--
2013-14	18-13	Conference USA 7-9 (8th)	--
2014-15	20-16	Conference USA 12-6 (4th)*	NCAA Third Round
2015-16	26-7	Conference USA 16-2 (1st)	NIT First Round
2016-17	17-16	Conference USA 9-9 (7th)	--
2017-18	20-13	Conference USA 10-8 (6th)	--
2018-19	20-15	Conference USA 10-8 (5th)	CIT First Round
2019-20	19-13	Conference USA 9-9 (7th)	Canceled due to Covid-19
2020-21	22-7	Conference USA 13-5 (2nd West Division)	--
2021-22	27-8	Conference USA 14-4 (2nd West Division)*	NCAA First Round
2022-23	29-10	Conference USA 14-6 (3rd)	NIT Finals
2023-24	23-12	American Conference 12-6 (4th)*	NCAA First Round
2024-25	24-13	American Conference 13-5 (3rd)	NIT Quarterfinals
2025-26			
TOTAL	961-561 (.631)		

Seven Regular Season, Six Postseason Titles

17 NCAAAs / 15 NITs / 1 CIT

\*-Won Conference Tournament

## Scoring Leader

Year	Name	Pts./Avg.
78-79	L. Spicer	389/14.9
79-80	K. McCord	528/18.2
80-81	O. Robinson	509/15.9
81-82	O. Robinson	655/21.1
82-83	C. Pruitt	493/16.4
83-84	M. Singleton	498/14.6
84-85	S. Mitchell	616/18.1
85-86	S. Mitchell	606/16.8
86-87	T. Foster	553/17.3
87-88	M. Charles	523/18.7
88-89	R. Turner	662/19.5
89-90	A. Kennedy	508/16.9
90-91	A. Kennedy	676/21.8
91-92	E. Rogers	590/20.4
92-93	S. Jackson	569/16.3
93-94	R. Shannon	571/19.0
94-95	A. Thomas	423/14.1
95-96	C. Williams	607/20.2
96-97	C. Williams	629/19.7
97-98	C. Dixon	439/13.3
98-99	F. Williams	482/15.5
99-00	E. Holmes	466/16.6
00-01	L. Bass	437/14.6
01-02	W. Campbell	381/12.7
02-03	M. Finley	623/18.3
03-04	M. Finley	402/13.9
04-05	D. Taylor	511/15.5
05-06	M. McDonald	459/14.8
06-07	P. Delaney III	481/15.5
07-08	R. Vaden	695/21.1
08-09	R. Vaden	600/17.6
09-10	E. Millsap	547/16.1
10-11	J. Sanders	551/17.8
11-12	C. Moore	498/16.1
12-13	R. Rucker	480/14.5
13-14	C. Frazier	549/17.7
14-15	R. Brown	492/13.7
15-16	R. Brown	461/14.0
16-17	W. Lee	435/13.2
17-18	C. Cokley	542/16.9
18-19	Z. Bryant	505/14.9
19-20	T. Lovan	421/13.2
20-21	M. Ertel	383/13.2
21-22	J. Walker	690/20.3
22-23	J. Walker	736/22.3
23-24	Y. Lendeborg	482/13.8
24-25	Y. Lendeborg	654/17.7
25-26		

## Rebounding Leader

Year	Name	Rbs./Avg.
78-79	L. Spicer	212/8.1
79-80	K. McCord	209/7.2
80-81	C. Giles	250/7.8
81-82	C. Giles	237/7.6
82-83	C. Pruitt	173/5.8
83-84	J. Mincy	205/6.0
84-85	J. Mincy	290/8.5
85-86	J. Mincy	302/8.4
86-87	E. Collins	248/7.8
87-88	L. Rembert	176/5.7
88-89	R. Turner	251/7.4
89-90	A. Ogg	191/6.2
90-91	E. Rogers	201/6.5
91-92	E. Rogers	205/7.1
92-93	C. Thrash	185/5.3
93-94	C. Thrash	198/6.6
94-95	A. Thomas	216/7.2
95-96	C. Williams	253/8.4
96-97	C. Williams	318/9.9
97-98	F. Williams	230/7.0
98-99	F. Williams	195/6.3
99-00	D. Walker	196/7.0
00-01	W. Campbell	252/8.1
01-02	W. Campbell	263/8.8
02-03	S. Ball	179/5.4
03-04	S. Ball	170/5.3
04-05	D. Eddins	157/4.8
05-06	F. Holmes	148/4.8
06-07	L. Kinnard	192/6.2
07-08	L. Kinnard	232/6.8
08-09	L. Kinnard	312/9.2
09-10	E. Millsap	324/9.5
10-11	C. Moore	261/9.3
11-12	C. Moore	325/10.5
12-13	R. Rucker	270/8.2
13-14	R. Rucker	212/7.1
14-15	W. Lee	198/6.0
15-16	C. Cokley	213/6.5
16-17	W. Lee	220/6.7
17-18	C. Cokley	277/8.7
18-19	L. Sullivan	238/6.8
19-20	M. Gueye	163/5.1
20-21	T. Jemison	201/6.9
21-22	T. Jemison	252/7.4
22-23	T. Jemison	329/8.4
23-24	Y. Lendeborg	370/10.6
24-25	Y. Lendeborg	420/11.4
25-26		

## Assists Leader

Year	Name	Assists
78-79	G. Leet	86
79-80	G. Marcus	86
80-81	G. Marcus	131
81-82	O. Robinson	86
82-83	S. Mitchell	103
83-84	S. Mitchell	163
84-85	S. Mitchell	147
85-86	S. Mitchell	184
86-87	T. Foster	125
87-88	B. Bearden	171
88-89	J. Kramer	199
89-90	J. Kramer	178
90-91	J. Kramer	209
91-92	C. Jackson	145
92-93	C. Jackson	169
93-94	C. Jackson	109
94-95	L. Bush	90
95-96	C. Dixon	92
96-97	W. Bailey	76
97-98	C. Dixon	107
98-99	E. Holmes	102
99-00	L. Bass	90
00-01	L. Bass	146
01-02	E. Bush	162
02-03	E. Bush	123
03-04	C. Johnson	137
04-05	C. Johnson	151
05-06	C. Johnson	194
06-07	P. Delaney III	160
07-08	A. Johnson	138
08-09	A. Johnson	123
09-10	A. Johnson	164
10-11	A. Johnson	239
11-12	Q. Taylor	88
12-13	T. Jones	120
13-14	C. Frazier	132
14-15	N. Norton	132
15-16	N. Norton	162
16-17	D. Lavender	113
17-18	N. Norton	156
18-19	Z. Bryant	134
19-20	T. Lovan	68
20-21	T. Lovan	66
21-22	J. Walker	168
22-23	E. Gaines	168
23-24	E. Gaines	191
24-25	Y. Lendeborg	157
25-26		

**INDIVIDUAL RECORDS****Points - Single-Game**

Home Court	42, Jordan Walker (2/5/22)
Away Court	41 (2x), last Jordan Walker (3/4/23)
Neutral Court	40, Jordan Walker (3/11/22)
First Half	26, Jordan Walker (2/5/22)
Second Half	31, McKinley Singleton (2/24/84)
Losing Effort	39, Aaron Johnson (3/10/11)
By Two Players	66, Jordan Walker (40) & Michael Ertel (26) (3/11/22)
By Opponent	44, Wesley Person, Auburn (12/16/93)

**Points - Season**

Overall	736, Jordan Walker (2022-23)
Average	22.3, Jordan Walker (2022-23)
By Freshman	349, Demario Eddins (2002-03)
By Sophomore	603, Andy Kennedy (1988-89)
By Junior	695, Robert Vaden (2007-08)
By Senior	736, Jordan Walker (2022-23)
20+ Point Games	22, Jordan Walker (2022-23)
30+ Point Games	7, Jordan Walker (2022-23)

**Points - Career**

Overall	1,867, Steve Mitchell (1982-86)
Average	21.3, Jordan Walker (2021-23)
20+ Games	43, Andy Kennedy (1988-91)
30+ Games	10, Jordan Walker (2022-23)
Consecutive Games in Double-Figures	43, Elbert Rogers (1/19/91 - 3/18/92)

**Field Goals - Single-Game**

Made	15 (3x), last by Jordan Walker (3/4/23)
Attempted	32, Jordan Walker (3/4/23)
Consecutive Made	12, Alan Ogg (12/30/89)
Percentage (min. 8 made)	1.000 (3x), last by Frank Holmes (9-of-9) at Marshall (1/14/06)
3-Point Made	9 (2x), last by Jordan Walker vs. Louisiana Tech (1/22/22)
3-Point Att.	20, Jordan Walker (3/4/23)
3-Point Pct. (Min. 5 made)	1.000 (2x), last by Tracy Foster (5-5) (12/8/86)

**Field Goals - Season**

Made	265, Oliver Robinson (1981-82)
Attempted	575, Jordan Walker (2022-23)
Consecutive Made	14, Alan Ogg (1989-90)
Percentage (min. 2 FGM/g)	.627, Trey Jemison (99-158) (2021-22)
3-Point Made	142, Robert Vaden (2007-08)
3-Point Att.	357, Jordan Walker (2022-23)
Consecutive Made	8, Tracy Foster (1986-87)
Three-Point Percentage (min. 2 FG/g)	.534, Michael Charles (63-118)(1987-88)

**Field Goals - Career**

Made	761, Steve Mitchell (1982-86)
Attempted	1,661, Steve Mitchell (1982-86)

Consecutive Made	14, Alan Ogg (1989-90)
Percentage (min. 2 FG/g)	.586, Lex Drum (132-225) (1981-83)
3-Point Made	318, Andy Kennedy (1988-91)
3-Point Att.	728, Andy Kennedy (1988-91)
Consecutive Made	8, Tracy Foster (1986-87)
Three-Point Pct. (min. 100 made)	.437, Andy Kennedy (318-728) (1988-91)

**Free Throws - Single-Game**

Made	16, Andy Kennedy (12/17/88)
Attempted	18, Andy Kennedy (12/17/88)
Consecutive	14, Keith McCord (12/8/79)
Percentage (min. 10 made)	1.000 (3x), last by Robert Vaden (11-11) (3/1/08)

**Free Throws - Season**

Made	168, Elbert Rogers (1991-92)
Attempted	236, Elijah Millsap (2009-10)
Consecutive	31 (2x), last by Jordan Walker (2021-22)
Percentage (min. 2 FT/g)	.902, Andy Kennedy (111-123) (1989-90)
Career	
Made	459, Jerome Mincy (1982-86)
Attempted	719, Jerome Mincy (1982-86)
Pct. (min. 2 FT/g)	.872, Andy Kennedy (401-460) (1988-91)

**Rebounds - Single-Game**

Total	24 by Cameron Moore (12/28/11)
By an Opponent	21 (3x), last by Christian Shumate, McNeese State (11/28/23)

**Rebounds - Season**

Total	420, Yaxel Lendeborg (2024-25)
Average	11.4, Yaxel Lendeborg (2024-25)

**Rebounds - Career**

Total	933, Jerome Mincy (1982-86)
Average	11.0, Yaxel Lendeborg (2023-25)

**Assists - Single-Game**

Made	14 2x, Aaron Johnson (3/2/11 & 1/8/11) & Jack Kramer (11/23/90)
------	---

**Assists - Season**

Made	239, Aaron Johnson (2010-11)
------	------------------------------

**Assists - Career**

Made	664, Aaron Johnson (2007-11)
------	------------------------------

**Steals - Single-Game**

Made	12, by Squeaky Johnson (11/27/05)
------	-----------------------------------

**Steals - Season**

Made	105, Eric Bush (2002-03)
------	--------------------------

**Steals - Career**

Made \_\_\_\_\_ 237, Stanley Jackson (1989-93)

**Blocked Shots - Single-Game**

Made \_\_\_\_\_ 12, Alan Ogg (12/16/88)

**Blocked Shots - Season**

Made \_\_\_\_\_ 129, Alan Ogg (1988-89)

**Blocked Shots - Career**

Made \_\_\_\_\_ 266, Alan Ogg (1986-90)

**Fouls - Season**

Committed \_\_\_\_\_ 130, Jerome Mincy (1983-84)

Disqualifications \_\_\_\_\_ 9, Eddie Collins (1986-87)

Career - Committed \_\_\_\_\_ 439, Jerome Mincy (1982-86)

Disqualifications \_\_\_\_\_ 16, Jerome Mincy (1982-86)

**Games Played - Season**

Games Played \_\_\_\_\_ 39, Eric Gaines, KJ Buffen, and Trey Jemison (2022-23)

**Career**

Games Played \_\_\_\_\_ 164, Tavin Lovan (2022-23)

Consecutive Played \_\_\_\_\_ 137, Anthony Gordon (1982-86)

Consecutive Started \_\_\_\_\_ 87, Steve Mitchell (1984-86)

**Triple-Doubles**

Paul Delaney III \_\_\_\_\_ 16 points, 12 assists, 10 rebounds vs. Tulane (2/4/09)

Alan Ogg \_\_\_\_\_ 14 points, 12 blocks, 10 rebounds vs. Florida A&M (12/16/88)

1,000 Point Club (UAB Career Only)

1.	1,866	Steve Mitchell	1982-86
2.	1,787	Andy Kennedy	1988-91
3.	1,660	Chris Cokley	2014-18
4.	1,587	Elbert Rogers	1988-92
5.	1,577	Oliver Robinson	1978-82
6.	1,539	Mo Finley	1999-04
7.	1,491	Stanley Jackson	1989-93
8.	1,474	Carlos Williams	1994-97
9.	1,473	Jerome Mincy	1982-86
10.	1,464	Tavin Lovan	2018-23
11.	1,426	Jordan Walker	2021-23
12.	1,413	Lawrence Kinnard	2005-09
13.	1,404	Paul Delaney III	2004-09
14.	1,402	Cedric Dixon	1994-98
15.	1,394	William Lee	2014-18
16.	1,363	James Ponder	1983-87
17.	1,295	Robert Vaden	2007-09
18.	1,241	Demario Eddins	2002-06
19.	1,196	Reginald Turner	1985-89
20.	1,175	Damon Cobb	1995-99
21.	1,162	Larry Rembert	1986-90
22.	1,157	Michael Charles	1984-88
23.	1,136	Yaxel Lendeborg	2023-25
24.	1,110	Robert Shannon	1992-94
25.	1,060	Cameron Moore	2008-12

Scoring Average (Min. 25 Games)

1.	21.3	Jordan Walker	2022-23
2.	19.4	Carlos Williams	1994-97
3.	19.3	Robert Vaden	2007-09
4.	18.8	Andy Kennedy	1988-91
5.	18.2	Keith McCord	1979-80
6.	17.7	Chad Frazier	2013-14
7.	17.1	Robert Shannon	1992-94
8.	16.4	Cliff Pruitt	1982-83
9.	15.8	Yaxel Lendeborg	2023-25
10.	15.1	Larry Spicer	1978-80

Field Goals Made

1.	761	Steve Mitchell	1982-86
2.	678	Chris Cokley	2014-18
3.	625	Oliver Robinson	1978-82
4.	586	Elbert Rogers	1988-92
5.	573	Stanley Jackson	1989-93
6.	547	Carlos Williams	1994-97
7.	534	Andy Kennedy	1988-91
8.	530	Mo Finley	1999-04
9.	526	Lawrence Kinnard	2005-09
10.	520	William Lee	2014-18

Field Goals Attempted

1.	1,661	Steve Mitchell	1982-86
2.	1,350	Mo Finley	1999-04
3.	1,282	Carlos Williams	1994-97
4.	1,262	Stanley Jackson	1989-93
5.	1,234	Oliver Robinson	1978-82
6.	1,225	Cedric Dixon	1994-98
7.	1,213	Andy Kennedy	1988-91
8.	1,185	Chris Cokley	2014-18
9.	1,176	Lawrence Kinnard	2005-09
10.	1,163	James Ponder	1983-87

Field Goal Percentage (Min. 100 Made)

1.	.587	Lex Drum (132-225)	1981-83
2.	.576	Trey Jemison (321-557)	2020-23
3.	.572	Chris Cokley (678-1185)	2014-18
4.	.562	Frank Holmes (222-394)	2004-08
5.	.560	Javian Davis (188-336)	2022-24
6.	.559	Alan Ogg (344-615)	1986-90
7.	.552	David Walker (216-391)	1999-01
8.	.549	Will Campbell (256-466)	2000-02
9.	.539	Clarence Thrash (260-482)	1991-94
10.	.539	Archie Johnson (165-306)	1983-86

3-Point Field Goals Made

1.	318	Andy Kennedy	1988-91
2.	254	Robert Vaden	2007-09
3.	251	Jordan Walker	2021-23
4.	248	Mo Finley	1999-00,01-04
5.	234	Damon Cobb	1995-99
6.	218	Cedric Dixon	1994-98
7.	173	Marvett McDonald	2004-06
8.	172	Barry Bearden	1986-90
9.	169	Nick Norton	2014-18
10.	162	Robert Shannon	1992-94

3-Point Field Goals Attempted

1.	728	Andy Kennedy	1988-91
2.	679	Robert Vaden	2007-09
3.	679	Mo Finley	1999-00,01-04
4.	650	Jordan Walker	2021-23
5.	631	Cedric Dixon	1994-98
6.	623	Damon Cobb	1995-99
7.	475	Marvett McDonald	2004-06
8.	463	Nick Norton	2014-18
9.	422	Barry Bearden	1986-90
10.	421	Jamarr Sanders	2009-11

3-Point FG Percentage (Min. 75 Made)

1.	.437	Andy Kennedy (318-728)	1988-91
2.	.431	Jack Kramer (135-313)	1988-91
3.	.408	Barry Bearden (172-422)	1986-90
4.	.397	Carter Long (157-395)	1990-94
5.	.392	Robert Shannon (162-413)	1992-94
6.	.386	Jordan Walker (251-650)	2021-23
7.	.380	Jamarr Sanders (160-421)	2009-11
8.	.378	Nick Norton (118-312)	2014-18
9.	.378	P.J. Arnold (126-333)	2000-02
10.	.376	Damon Cobb (234-623)	1995-99

Rebounds

1.	933	Jerome Mincy	1982-86
2.	857	Chris Cokley	2014-18
3.	845	William Lee	2014-18
4.	806	Lawrence Kinnard	2005-09
5.	790	Yaxel Lendeborg	2023-25
6.	782	Trey Jemison	2020-23
7.	747	Cameron Moore	2008-12
8.	746	Anthony Gordon	1982-86
9.	669	Carlos Williams	1994-97
10.	624	Stanley Jackson	1989-93

Free Throws Made

1.	459	Jerome Mincy	1982-86
2.	421	Paul Delaney III	2004-09
3.	415	Elbert Rogers	1988-92
4.	401	Andy Kennedy	1988-91
5.	344	Steve Mitchell	1982-86
6.	333	Demario Eddins	2002-06
7.	327	Oliver Robinson	1978-82
8.	326	Aaron Johnson	2007-11
9.	309	Yaxel Lendeborg	2023-25
10.	304	Chris Cokley	2014-18

Rebounding Average (Min. 25 Games)

1.	11.0	Yaxel Lendeborg	2023-25
2.	8.8	Carlos Williams	1994-97
3.	8.4	Will Campbell	2000-02
4.	7.8	Rod Rucker	2012-14
5.	7.7	Trey Jemison	2020-23
6.	7.5	Larry Spicer	1978-80
7.	7.2	David Walker	1999-01
	7.2	Keith McCord	1979-80
9.	6.9	Jerome Mincy	1982-86
T10.	6.6	Fred Williams	1997-99
	6.6	Anthony Thomas	1994-96

Free Throws Attempted

1.	719	Jerome Mincy	1982-86
2.	580	Elbert Rogers	1988-92
3.	576	Paul Delaney III	2004-09
4.	480	Demario Eddins	2002-06
5.	471	Steve Mitchell	1982-86
6.	460	Andy Kennedy	1988-91
7.	447	Larry Rembert	1986-90
8.	443	Carlos Williams	1994-97
9.	442	Oliver Robinson	1978-82
10.	434	Aaron Johnson	2007-11

Assists

1.	664	Aaron Johnson	2007-11
2.	597	Steve Mitchell	1982-86
3.	586	Jack Kramer	1988-91
4.	530	Barry Bearden	1986-90
5.	482	Squeaky Johnson	2003-06
6.	455	Nick Norton	2014-18
7.	423	Corey Jackson	1991-94
8.	421	LeAndrew Bass	1997-01
9.	403	Michael Charles	1984-88
10.	364	Paul Delaney III	2004-09

Free Throw Percentage (Min. 100 Made)

1.	.872	Andy Kennedy (401-460)	1988-91
2.	.863	Robert Vaden (113-131)	2007-09
3.	.862	Jordan Walker (269-312)	2021-23
4.	.843	Nick Norton (134-159)	2014-18
5.	.831	Eric Batchelor (138-166)	2000-02
6.	.827	Jonath Nicholas (158-191)	1980-82
7.	.827	Keith McCord (153-185)	1979-80
8.	.826	George Jones (114-138)	1978-80
9.	.824	Greg Leet (140-170)	1978-80
10.	.823	Tracy Foster (121-147)	1984-87

Assists Average (Min. 25 Games)

1.	6.1	Jack Kramer	1988-91
2.	5.0	Aaron Johnson	2007-11
3.	5.0	Squeaky Johnson	2003-06
T4.	4.6	Nick Norton	2014-18
	4.6	Jordan Walker	2021-23
T6.	4.5	Corey Jackson	1991-94
	4.5	Steve Mitchell	1982-86
	4.5	Eric Bush	2001-03
9.	4.4	Nick Norton	2014-18
T10.	4.3	Chad Frazier	2013-14
	4.3	Barry Bearden	1986-90

Blocked Shots

1.	294	William Lee	2014-18
2.	266	Alan Ogg	1986-90
3.	179	Trey Jemison	2020-23
4.	138	Yaxel Lendeborg	2023-25
5.	137	Cameron Moore	2008-12
6.	134	Tosin Mehinti	2013-17
7.	131	Jerome Mincy	1982-86
8.	125	Norman Anchrum	1980-82
9.	100	Lawrence Kinnard	2005-09
10.	93	Anthony Gordon	1982-86

Blocked Shots Average (Min. 25 Games)

T1.	2.2	William Lee	2014-18
	2.2	Alan Ogg	1986-90
3.	2.0	Norman Anchrum	1980-82
4.	1.9	Yaxel Lendeborg	2023-25
5.	1.8	Trey Jemison	2020-23
6.	1.7	Daryl Braden	1978-79
7.	1.3	Anthony Thomas	1994-96
8.	1.2	Cameron Moore	2008-12
T9.	1.1	Will Campbell	2000-02
	1.1	Keith McCord	1979-80

Steals

1.	237	Stanley Jackson	1989-93
2.	224	Squeaky Johnson	2003-06
3.	205	Paul Delaney III	2004-09
4.	190	Steve Mitchell	1982-86
T5.	180	Mo Finley	1999-00,01-04
	180	Damon Cobb	1995-99
7.	176	Oliver Robinson	1978-82
8.	175	Michael Charles	1984-88
9.	172	George Wilkerson	1989-94
10.	170	Aaron Johnson	2007-11

Steals Average (Min. 25 Games)

1.	2.6	Eric Bush	2001-03
2.	2.5	Squeaky Johnson	2003-06
3.	2.1	Quan Jackson	2020-22
4.	1.9	Stanley Jackson	1989-93
5.	1.8	Donell Taylor	2003-05
T6.	1.6	Paul Delaney III	2004-09
	1.6	Glenn Marcus	1979-81
T8.	1.5	Oliver Robinson	1978-82
	1.5	Mo Finley	1999-00,01-04
T10.	1.4	Demario Eddins	2002-06
	1.4	Two Other Players	

Games Played

1.	168	Tavin Lovan	2018-23
2.	137	Anthony Gordon	1982-86
3.	136	Jerome Mincy	1982-86
T4.	134	Chris Cokley	2014-18
	134	Steve Mitchell	1982-86
6.	133	Aaron Johnson	2007-11
7.	132	William Lee	2014-18
8.	128	Larry Rembert	1986-90
T9.	127	Damon Cobb	1995-99
	127	Paul Delaney III	2004-09
	127	Lewis Sullivan	2014-19

Games Started

1.	124	Jerome Mincy	1982-86
2.	120	Steve Mitchell	1982-86
3.	110	William Lee	2014-18
4.	108	Aaron Johnson	2007-11
5.	107	Tavin Lovan	2018-23
6.	102	Trey Jemison	2020-23
7.	101	Demario Eddins	2002-06
8.	100	Cedric Dixon	1994-98
9.	97	Nick Norton	2014-18
T10.	93	Stanley Jackson	1989-93
	93	Lawrence Kinnard	2005-09

Minutes

1.	4,353	Steve Mitchell	1982-86
2.	3,975	Aaron Johnson	2007-11
3.	3,763	Tavin Lovan	2018-23
4.	3,709	Jerome Mincy	1982-86
5.	3,665	Lawrence Kinnard	2005-09
6.	3,523	Cedric Dixon	1994-98
7.	3,485	James Ponder	1983-87
8.	3,399	Oliver Robinson	1978-82
9.	3,382	William Lee	2014-18
10.	3,372	Michael Charles	1984-88

Minutes Average

1.	36.0	Robert Vaden	2007-09
2.	35.3	Chad Frazier	2013-14
3.	34.9	Carlos Williams	1994-97
4.	34.8	Keith McCord	1979-80
5.	32.6	Jordan Walker	2021-23
6.	32.5	Steve Mitchell	1982-86
7.	31.9	Yaxel Lendeborg	2023-25
T8.	31.7	Robert Shannon	1992-94
	31.7	Andy Kennedy	1988-91
10.	31.5	Eric Bush	2001-03
10.	31.0	Larry Spicer	1978-80

**INDIVIDUAL SEASON TOP-10**

Points

1.	736	Jordan Walker	2022-23
2.	695	Robert Vaden	2007-08
3.	690	Jordan Walker	2021-22
4.	676	Andy Kennedy	1990-91
5.	662	Reginald Turner	1988-89
6.	655	Oliver Robinson	1981-82
7.	654	Yaxel Lendeborg	2024-25
8.	629	Carlos Williams	1996-97
9.	623	Mo Finley	2002-03
10.	616	Steve Mitchell	1984-85

Scoring Average (Min. 10 Games)

1.	22.3	Jordan Walker	2022-23
2.	21.8	Andy Kennedy	1990-91
T3.	21.1	Robert Vaden	2007-08
	21.1	Oliver Robinson	1981-82
T5.	20.3	Jordan Walker	2021-22
	20.3	Elbert Rogers	1991-92
7.	20.2	Carlos Williams	1995-96
8.	19.7	Carlos Williams	1996-97
9.	19.5	Reginald Turner	1988-89
10.	19.0	Robert Shannon	1993-94

Field Goals Made

1.	265	Oliver Robinson	1981-82
2.	263	Reginald Turner	1988-89
3.	256	Steve Mitchell	1985-86
4.	254	Steve Mitchell	1984-85
5.	238	Yaxel Lendeborg	2024-25
6.	232	Jordan Walker	2022-23
7.	230	Carlos Williams	1996-97
8.	223	Carlos Williams	1995-96
9.	222	McKinley Singleton	1983-84
10.	221	Jordan Walker	2021-22

Field Goals Attempted

1.	575	Jordan Walker	2022-23
2.	573	Steve Mitchell	1985-86
3.	564	Carlos Williams	1996-97
4.	557	Steve Mitchell	1984-85
5.	552	Jordan Walker	2021-22
6.	539	Robert Vaden	2007-08
7.	525	Carlos Williams	1995-96
8.	522	Robert Vaden	2008-09
9.	519	Reginald Turner	1988-89
10.	505	Oliver Robinson	1981-82

Field Goal Percentage (Min. 50 Made)

1.	.684	Frank Holmes (52-76)	2007-08
2.	.604	Lewis Sullivan (58-96)	2015-16
3.	.627	Trey Jemison (99-158)	2021-22
4.	.591	Alan Ogg (143-242)	1989-90
5.	.585	Lex Drum (96-164)	1982-83
6.	.586	Trey Jemison (140-239)	2022-23
T7.	.582	Chris Cokley (219-376)	2017-18
	.582	Chris Cokley (164-282)	2016-17
9.	.579	Cedric Davis (62-107)	2002-03
10.	.574	Archie Johnson (89-155)	1985-86

3-Point Field Goals Made

1.	142	Robert Vaden	2007-08
2.	135	Jordan Walker	2022-23
3.	122	Andy Kennedy	1988-89
4.	116	Jordan Walker	2021-22
5.	112	Robert Vaden	2008-09
6.	107	Andy Kennedy	1990-91
7.	99	Mo Finley	2002-03
8.	96	Marvett McDonald	2005-06
9.	92	Robert Shannon	1993-94
10.	90	Jamarr Sanders	2010-11

3-Point Field Goals Attempted

1.	357	Jordan Walker	2022-23
2.	355	Robert Vaden	2007-08
3.	324	Robert Vaden	2008-09
4.	293	Jordan Walker	2021-22
5.	267	Andy Kennedy	1988-89
6.	266	Marvett McDonald	2005-06
7.	251	Andy Kennedy	1990-91
8.	243	Robert Shannon	1993-94
9.	240	Mo Finley	2002-03
10.	234	Jamarr Sanders	2010-11

3-Point FG Percentage (Min. 25 Made)

1.	.534	Michael Charles (63-118)	1987-88
2.	.477	Squeaky Johnson (41-86)	2005-06
3.	.471	Jack Kramer (32-68)	1988-89
4.	.457	Andy Kennedy (122-267)	1988-89
5.	.438	Jack Kramer (60-137)	1989-90
6.	.438	Squeaky Johnson (28-64)	2003-04
7.	.438	Derrick Broom (28-64)	2003-04
8.	.434	Barry Bearden (63-145)	1988-89
9.	.426	Andy Kennedy (107-251)	1990-91
10.	.424	Andy Kennedy (89-210)	1989-90

## Free Throws Made

1.	168	Elbert Rogers	1991-92
2.	167	Andy Kennedy	1990-91
3.	164	Elijah Millsap	2009-10
4.	163	Jerome Mincy	1985-86
5.	156	Yaxel Lendeborg	2023-24
T6.	153	Keith McCord	1979-80
	153	Yaxel Lendeborg	2024-25
8.	149	Paul Delaney III	2008-09
T9.	148	Chad Frazier	2013-14
	148	Paul Delaney III	2006-07

## Free Throws Attempted

1.	236	Elijah Millsap	2009-10
2.	231	Jerome Mincy	1985-86
3.	219	Elbert Rogers	1991-92
4.	218	Carlos Williams	1996-97
5.	214	Jerome Mincy	1984-85
6.	209	Paul Delaney III	2006-07
7.	203	Chad Frazier	2013-14
8.	202	Yaxel Lendeborg	2024-25
9.	195	Yaxel Lendeborg	2023-24
T10.	193	Andy Kennedy	1990-91
	193	Paul Delaney III	2008-09

## Free Throw Percentage (Min. 50 Made)

1.	.902	Andy Kennedy (111-123)	1989-90
2.	.888	Preston Purifoy (71-80)	2012-13
3.	.880	Jordan Walker (132-150)	2021-22
4.	.868	Reginald Turner (118-136)	1988-89
5.	.865	Andy Kennedy (167-193)	1990-91
6.	.863	Robert Vaden (113-131)	2007-08
7.	.860	Greg Leet (80-93)	1979-80
T8.	.854	Andy Kennedy (123-144)	1988-89
	.854	Tracy Foster (111-130)	1986-87
10.	.853	George Jones (81-95)	1978-79

## Rebounds

1.	420	Yaxel Lendeborg	2024-25
1.	370	Yaxel Lendeborg	2023-24
3.	329	Trey Jemison	2022-23
4.	325	Cameron Moore	2011-12
5.	324	Elijah Millsap	2009-10
6.	318	Carlos Williams	1996-97
7.	312	Lawrence Kinnard	2008-09
8.	302	Jerome Mincy	1985-86
9.	290	Jerome Mincy	1984-85
10.	277	Chris Cokley	2017-18

## Rebounding Average (Min. 10 Games)

1.	11.4	Yaxel Lendeborg	2024-25
2.	10.6	Yaxel Lendeborg	2023-24
3.	10.5	Cameron Moore	2011-12
4.	9.9	Carlos Williams	1996-97
5.	9.5	Elijah Millsap	2009-10
6.	9.3	Cameron Moore	2010-11
7.	9.2	Lawrence Kinnard	2008-09
8.	8.8	Will Campbell	2001-02
9.	8.7	Chris Cokley	2017-18
10.	8.5	Jerome Mincy	1984-85

## Assists

1.	239	Aaron Johnson	2010-11
2.	209	Jack Kramer	1990-91
3.	199	Jack Kramer	1988-89
4.	194	Squeaky Johnson	2005-06
5.	191	Eric Gaines	2023-24
6.	184	Steve Mitchell	1985-86
7.	178	Jack Kramer	1989-90
8.	177	Barry Bearden	1988-89
9.	171	Barry Bearden	1987-88
10.	169	Corey Jackson	1992-93

## Assists Average (Min. 10 Games)

1.	7.7	Aaron Johnson	2010-11
2.	6.7	Jack Kramer	1990-91
3.	6.2	Squeaky Johnson	2004-06
4.	5.9	Jack Kramer	1988-89
5.	5.7	Jack Kramer	1989-90
T6.	5.5	Barry Bearden	1987-88
	5.5	Eric Gaines	2023-24
8.	5.4	Eric Bush	2001-02
T9.	5.2	Paul Delaney III	2006-07
	5.2	Barry Bearden	1988-89

## Blocked Shots

1.	129	Alan Ogg	1988-89
2.	95	William Lee	2015-16
3.	91	Alan Ogg	1989-90
4.	80	William Lee	2016-17
5.	74	Norman Anchrum	1981-82
6.	73	Cameron Moore	2011-12
7.	72	Yaxel Lendeborg	2023-24
T8.	68	William Lee	2017-18
	68	Tosin Mehinti	2014-15
10.	67	Trey Jemison	2022-23

**Blocked Shots Avg. (Min. 10 Games)**

1.	3.8	Alan Ogg	1988-89
2.	2.9	Alan Ogg	1989-90
3.	2.8	William Lee	2015-16
4.	2.6	Cameron Moore	2011-12
T5.	2.4	William Lee	2016-17
	2.4	Norman Anchrum	1981-82
T7.	2.1	William Lee	2017-18
	2.1	Trey Jemison	2020-21
	2.1	Yaxel Lendeborg	2023-24
10.	2.0	Tosin Mehinti	2014-15

**Steals**

1.	105	Eric Bush	2002-03
2.	83	Stanley Jackson	1992-93
3.	82	Eric Gaines	2023-24
4.	81	Quan Jackson	2021-22
5.	80	Squeaky Johnson	2005-06
6.	76	Damon Cobb	1998-99
7.	73	Squeaky Johnson	2004-05
T8.	72	Steve Mitchell	1984-85
	72	Eric Gaines	2022-23
10.	71	Squeaky Johnson	2003-04

**Steals Average (Min. 10 Games)**

1.	3.1	Eric Bush	2002-03
2.	2.6	Squeaky Johnson	2005-06
T3.	2.4	Damon Cobb	1998-99
	2.4	Stanley Jackson	1992-93
T5.	2.3	Quan Jackson	2021-22
	2.3	Eric Gaines	2023-24
T7.	2.2	Squeaky Johnson	2003-04
	2.2	Michael Charles	1987-88
	2.2	Squeaky Johnson	2004-05
T10.	2.1	Quan Jackson	2020-21
	2.1	Paul Delaney III	2008-09
	2.1	Eric Bush	2001-02
	2.1	Steve Mitchell	1984-85
	2.1	Oliver Robinson	1981-82

**Games Played**

T1.	39	Trey Jemison	2022-23
	39	KJ Buffen	2022-23
	39	Eric Gaines	2022-23
T4.	38	Ty Brewer	2022-23
	38	Javian Davis	2022-23
T6.	37	Tavin Lovan	2022-23
	37	Yaxel Lendeborg	2024-25
	37	Christian Coleman	2024-25
	37	Ja'Borri McGhee	2024-25

37	Alejandro Vasquez	2024-25
37	Efrem "Butta" Johnson	2024-25
37	Tony Toney	2024-25

**Games Started**

1.	39	Trey Jemison	2022-23
2.	38	KJ Buffen	2022-23
T3.	37	Yaxel Lendeborg	2024-25
	37	Ja'Borri McGhee	2024-25
T5.	36	Robert Brown	2014-15
	36	Steve Mitchell	1985-86
	36	Jerome Mincy	1985-86
8.	35	Archie Johnson	1985-86
	35	Quan Jackson	2021-22
	35	Christian Coleman	2024-25

**Minutes**

1.	1,317	Steve Mitchell	1985-86
2.	1,266	Steve Mitchell	1984-85
3.	1,257	James Ponder	1985-86
4.	1,244	Yaxel Lendeborg	2024-25
5.	1,240	Robert Vaden	2008-09
6.	1,207	Aaron Johnson	2009-10
7.	1,179	Eric Gaines	2023-24
8.	1,170	Robert Vaden	2007-08
9.	1,165	Robert Brown	2014-15
10.	1,163	Jamarr Sanders	2009-10

**Minutes Average**

1.	37.2	Steve Mitchell	1984-85
2.	37.1	Paul Delaney III	2006-07
3.	37.0	James Ponder	1985-86
4.	36.6	Steve Mitchell	1985-86
T5.	36.3	Aaron Johnson	2010-11
	36.3	Carlos Williams	1995-96
7.	35.8	Cameron Moore	2011-12
8.	35.7	Carlos Williams	1996-97
T9.	35.5	Aaron Johnson	2009-10
	35.5	Robert Vaden	2007-08

**Single-Game Scoring**

42	Jordan Walker vs. Middle Tennessee	2/5/22
41	Jordan Walker at Charlotte	3/4/23
41	Andy Kennedy vs. Saint Louis	1/13/91
41	Robert Vaden at UTEP	2/27/08
40	Jordan Walker vs. Middle Tennessee	3/11/22
39	Marvett McDonald at SMU	2/25/06
39	Aaron Johnson vs. East Carolina	3/10/11
38	Mo Finley at Mississippi State	12/6/03
38	Jordan Walker vs. Alabama State	11/7/22
37	Jamarr Sanders vs. Rice	2/12/11
36	Reginald Turner vs. VCU	2/23/89
36	Carlos Williams at Hawaii/Hilo	12/30/95
36	Jordan Walker at Louisiana Tech	1/22/22
35	Andy Kennedy vs. South Alabama	2/23/91
35	Carlos Williams vs. Louisville	1/17/96
34	Keith McCord vs. USF	2/14/80
34	McKinley Singleton vs. BYU	3/15/84
34	Andy Kennedy vs. South Alabama	2/11/89
34	Elbert Rogers vs. Duquesne	11/22/91
34	Carlos Williams vs. SIU	12/28/95
34	Eric Holmes vs. Charlotte	3/8/00
34	Chad Frazier vs. New Mexico	11/21/13
33	McKinley Singleton vs. WKU	2/24/84
33	Steve Mitchell vs. Arkansas State	12/7/85
33	Andy Kennedy vs. Illinois State	12/29/90
33	Andy Kennedy vs. South Alabama	2/16/91
33	Robert Vaden vs. Kentucky	12/15/07
33	Robert Vaden vs. Southern Miss	2/5/08
32	Elbert Rogers vs. Minnesota	12/14/91
32	Stanley Jackson vs. South Carolina	12/29/92
32	Stanley Jackson vs. Marquette	1/9/93
32	Mo Finley vs. Fresno State	12/11/99
32	Paul Delaney III vs. Wyoming	11/22/06
32	Chad Frazier vs. Nebraska	11/22/13
32	Tavin Lovan vs. Rice	1/23/21
32	Jordan Walker vs. Rice	2/23/23
32	Jordan Walker vs. North Texas	3/10/23
31	Tracy Foster vs. Monmouth	12/12/86
31	Eddie Collins vs. South Alabama	1/3/87
31	Andy Kennedy vs. Penn State	12/21/89
31	Andy Kennedy vs. Jacksonville	2/9/91
31	Cedric Dixon at Houston	2/21/98
31	Mo Finley vs. Texas A&M-CC	12/19/02
31	Mo Finley at Marquette	3/1/03
31	Jordan Walker vs. Georgia	11/22/22
31	Jordan Walker vs. UTSA	12/31/22
30	George Jones vs. Florida State	2/20/80
30	Stanley Jackson vs. Saint Louis	3/7/92
30	Carlos Williams vs. Cal State Northridge	12/3/94

30	Carlos Williams at Jacksonville	12/18/95
30	Carlos Williams at Tulane	2/13/97
30	Eric Holmes vs. Tulane	2/12/00
30	P.J. Arnold at DePaul	2/24/01
30	Robert Vaden vs. Tulane	3/1/08
30	Zack Bryant at Rice	01/26/19
30	Tyreek Scott-Grayson vs. Rice	2/6/20
30	Jordan Walker vs. South Alabama	12/4/22
30	Ty Brewer vs. Utah Valley	3/28/23
30	Yaxel Lendeborg vs. East Carolina	3/24/25

**Field Goals Made**

15	Mo Finley at Mississippi State	12/06/03
15	Carlos Williams at Hawaii/Hilo	12/30/95
15	Steve Mitchell vs. Arkansas State	12/07/85
15	Jordan Walker at Charlotte	3/4/23
14	Stanley Jackson vs. Marquette	1/09/93
14	Oliver Robinson vs. Roosevelt	12/14/81
14	McKinley Singleton vs. BYU	3/15/84
14	Jordan Walker vs. Middle Tennessee	2/5/22

**Field Goals Attempted**

32	Jordan Walker at Charlotte	3/4/23
29	Jordan Walker vs. Middle Tennessee	3/11/22
28	Carlos Williams at Hawaii/Hilo	12/30/95
27	McKinley Singleton vs. USF	1/31/84
27	Reginald Turner vs. Michigan State	3/29/89
27	Carlos Williams vs. Louisville	1/17/96
26	Four Times	

**3-Point Field Goals Made**

9	Robert Vaden at UTEP	2/27/08
9	Jordan Walker at Louisiana Tech	1/22/22
8	Jamarr Sanders vs. Rice	2/12/11
8	Dexter Fields vs. Southern Miss	2/2/11
8	Robert Vaden vs. Tulsa	3/5/08
8	Robert Vaden at SMU	2/23/08
8	Robert Vaden at Georgia State	11/10/07
8	Barry Bearden vs. Michigan State	3/29/89
8	Andy Kennedy vs. Alabama State	11/28/89
8	Andy Kennedy vs. Saint Louis	1/13/91
8	Marvett McDonald at SMU	2/25/06
8	Robert Vaden at Old Dominion	11/22/08
8	Jordan Walker vs. Middle Tennessee	2/5/22
8	Jordan Walker at Charlotte	3/4/23

**3-Point Field Goals Attempted**

20	Jordan Walker at Charlotte	3/4/23
17	Robert Vaden vs. Tulsa	3/5/08
17	Robert Vaden at SMU	2/23/08

17 ___ Andy Kennedy vs. Alabama State _____	12/16/88	14 ___ Aaron Johnson at Southern Miss _____	03/02/11
16 ___ Jordan Walker vs. Middle Tennessee _____	3/11/22	14 ___ Aaron Johnson vs. UTEP _____	01/08/11
16 ___ Jordan Walker vs. Middle Tennessee _____	2/5/22	14 ___ Jack Kramer vs. Alabama State _____	11/23/90
15 ___ Leonard Bush vs. Rhode Island _____	2/21/05	13 ___ LeAndrew Bass vs. Tulane _____	01/07/01
15 ___ Andy Kennedy vs. South Alabama _____	1/18/89	13 ___ Barry Bearden vs. Auburn _____	02/25/89
15 ___ Robert Shannon vs. DePaul _____	2/9/94	12 ___ Paul Delaney III vs. Winston Salem _____	12/23/06
15 ___ Robert Vaden at UTEP _____	3/04/09	12 ___ Steve Mitchell vs. Old Dominion _____	12/06/83
15 ___ Robert Vaden vs. Troy _____	12/20/08	12 ___ Paul Delaney vs. Tulane _____	02/04/09
15 ___ Robert Vaden vs. Boston College _____	11/28/08	12 ___ Jordan Walker vs. Rice _____	02/17/22
15 ___ Jordan Walker at Louisiana Tech _____	1/22/22		
15 ___ Jordan Walker vs. UTEP _____	12/29/22		
15 ___ Jordan Walker vs. WKU _____	1/11/23		
15 ___ Jordan Walker vs. North Texas _____	3/10/23		

Free Throws Made

16 ___ Andy Kennedy vs. Louisiana Tech _____	12/17/88
14 ___ Aaron Johnson vs. East Carolina _____	03/10/11
14 ___ Eric Batchelor vs. DePaul _____	02/24/01
14 ___ Keith McCord vs. Ole Miss _____	12/08/79
13 ___ Elijah Millsap vs. East Carolina _____	01/06/10
13 ___ Demario Eddins vs. Washington _____	03/19/04
13 ___ LeAndrew Bass vs. Louisville _____	02/27/01
13 ___ Eddie Collins vs. South Alabama _____	01/03/87
13 ___ Jordan Walker vs. Middle Tennessee _____	03/11/22

Free Throws Attempted

18 ___ Andy Kennedy vs. Louisiana Tech _____	12/17/88
17 ___ Rod Rucker vs. Prairie View A&M _____	11/20/12
17 ___ Aaron Johnson vs. East Carolina _____	03/10/11
16 ___ Elijah Millsap vs. Houston _____	02/20/10
16 ___ Paul Delaney III vs. DePaul _____	12/09/06
16 ___ Demario Eddins vs. LSU _____	03/17/05
16 ___ LeAndrew Bass vs. Louisville _____	02/27/01
16 ___ Eric Batchelor vs. DePaul _____	02/24/01
16 ___ Dylan Howard vs. Monmouth _____	12/16/86

Most Rebounds

24 ___ Cameron Moore vs. George Wash. _____	12/28/11
21 ___ Yaxel Lendeborg vs. Florida Atlantic _____	02/08/24
20 ___ Yaxel Lendeborg vs. East Carolina _____	03/24/25
20 ___ Rod Rucker vs. New Mexico _____	11/21/13
20 ___ Will Campbell vs. Houston _____	01/31/01
20 ___ Carlos Williams vs. Grambling _____	12/01/96
19 ___ Yaxel Lendeborg vs. South Florida _____	02/16/25
19 ___ Will Campbell vs. TCU _____	01/29/02
18 ___ Chris Giles vs. Georgia _____	12/19/82
18 ___ Dylan Howard vs. SC State _____	12/20/86
18 ___ Yaxel Lendeborg vs. Tulane _____	01/17/24

Most AssistsMost Steals

12 ___ Squeaky Johnson vs. SC State _____	11/27/05
9 ___ Damon Cobb vs. Tulsa _____	11/22/98
8 ___ Eric Bush vs. Texas A&M-CC _____	12/19/02
8 ___ Stanley Jackson vs. Nicholls State _____	12/21/92
7 ___ Nine Times _____	

Most Blocked Shots

12 ___ Alan Ogg vs. Florida A&M _____	12/16/88
10 ___ Jerome Mincy vs. St. Mary's (Minn.) _____	11/25/83
8 ___ William Lee vs. Florida Atlantic _____	02/06/16
8 ___ William Lee vs. Middle Tennessee _____	02/28/15
8 ___ Alan Ogg vs. Long Beach State _____	12/26/88
8 ___ Alan Ogg vs. VCU _____	02/08/91

Field Goal Percentage (8 or More)

1.000 (12/12) ___ Alan Ogg vs. Alabama State _____	12/30/89
1.000 (10/10) ___ Chris Giles vs. Missouri Western _____	12/16/80
1.000 (9/9) ___ Frank Holmes at Marshall _____	01/14/06'

3-Point FG Percentage (Min. 6 Made/.500)

1.000 (6/6) ___ P.J. Arnold vs. Southern Miss _____	02/03/01
.857 (6/7) ___ Cedric Dixon vs. USF _____	02/22/96
.857 (6/7) ___ Morris Finley at USF _____	01/08/03
.750 (6/8) ___ Robert Vaden vs. Alabama A&M _____	12/04/07
.750 (6/8) ___ P.J. Arnold vs. Alcorn State _____	12/04/01
.750 (6/8) ___ Tracy Foster vs. Jacksonville _____	02/27/87

Free Throw Percentage (Min. 11 made/1.000)

1.000 (13/13) ___ Eddie Collins vs. South Alabama _____	01/03/87
1.000 (13/13) ___ Jordan Walker vs. Middle Tennessee _____	3/11/22
1.000 (12/12) ___ Reginald Tuner vs. VCU _____	02/23/89
1.000 (12/12) ___ Damon Cobb vs. Tulsa _____	11/22/98
1.000 (11/11) ___ Robert Vaden vs. Tulane _____	03/01/08
1.000 (11/11) ___ Andy Kennedy vs. Saint Francis U _____	12/22/90
1.000 (11/11) ___ Andy Kennedy vs. San Diego State _____	12/22/89
1.000 (11/11) ___ Steve Mitchell vs. Villanova _____	12/23/83
1.000 (11/11) ___ Jordan Walker vs. Louisiana Tech _____	3/12/22
1.000 (11/11) ___ Jordan Walker vs. Alabama State _____	11/7/22

## TEAM RECORDS

## Points

Overall	118 vs. Alabama State (12/30/89)
Home Court	118 vs. Alabama State (12/30/89)
Opponent Court	104 at Houston (2/21/98)
Neutral Court	102 (2x), last vs. Middle Tennessee, Frisco, Texas (3/11/22)
First Half	63 vs. Bethune-Cookman (12/20/92)
	63 vs. Rust College (2/22/21)
Second Half	66 vs. Prairie View A&M (12/19/92)
Fewest (Game)	36 vs. Southern Miss (1/12/02)
Fewest (First Half)	15 (3x), last vs. Southern Miss (1/13/01)
Fewest (Second Half)	15 vs. Marshall (3/7/07)
Fewest by Opponent	27, Samford (2/23/82)
Fewest by Opponent (Any Half)	8, California (12/28/87)
Most Points in Losing Effort	99 vs. Tennessee (12/20/88)
By an Opponent	114 by South Alabama (1/19/89)
By Both Teams	210, UAB vs. Tennessee (99-111, 12/20/88)
Margin of Victory	74 vs. Millsaps (116-43, 12/22/15)
Margin of Defeat	41 vs. UNLV (68-109, 12/1/90)

## Fouls

Committed	36 vs. VCU (2/25/80)
Both Teams	60 vs. South Florida (USF-33, UAB-27, 1/15/00)

## Turnovers

Single-Game	42 vs. Southwestern Louisiana (11/28/97)
-------------	--

## Turnovers Forced

Single-Game	39 vs. Tulsa (1/11/06)
-------------	------------------------

## Season

Most Wins	29 (2022-23)
Win Streak	14 (2015-16)
Home Win Streak	26 (2014-16)
Road Win Streak	5 (1981-82, 2015-16, 2022-23)
Most Losses	17 (2001-02, 2012-13)
Losing Streak	5 (1992-93)

## Points

1.	3149 (39 games)	2022-23
2.	3040 (37 games)	2024-25
3.	2829 (34 games)	1988-89
4.	2811 (35 games)	2021-22
5.	2711 (35 games)	2023-24

## Scoring Average

1.	83.2 (34 games)	1988-89
2.	82.2 (37 games)	2024-25
3.	81.7 (31 games)	1990-91

4.	80.7 (39 games)	2022-23
5.	80.3 (35 games)	2021-22

## Scoring Average Defense

1.	60.2 (30 games)	1993-94
T2.	60.3 (36 games)	1985-86
	60.3 (29 games)	2020-21
4.	60.4 (34 games)	2009-10
5.	61.5 (31 games)	2011-12
6.	62.4 (34 games)	1984-85

## Field Goals Made

1.	1112 (39 games)	2022-23
2.	1111 (37 games)	2024-25
3.	1035 (35 games)	2021-22
4.	1013 (34 games)	1988-89
5.	969 (34 games)	2002-03

## Field Goals Attempted

1.	2462 (39 games)	2022-23
2.	2437 (37 games)	2024-25
3.	2212 (35 games)	2021-22
4.	2179 (34 games)	2002-03
5.	2099 (34 games)	1988-89

## Field Goal Percentage

1.	.503 (898-1787)	1981-82
2.	.493 (895-1814)	1979-80
	.493 (930-1886)	1989-90
4.	.490 (947-1932)	1980-81
5.	.486 (800-1645)	1978-79

## 3-Point Field Goals Made

T1.	276 (35 games)	2021-22
	276 (39 games)	2022-23
3.	254 (34 games)	2007-08
4.	250 (33 games)	2015-16
5.	247 (34 games)	1988-89

## 3-Point Field Goals Attempted

1.	778 (39 games)	2022-23
2.	733 (35 games)	2021-22
3.	719 (37 games)	2024-25
4.	698 (31 games)	2010-11
5.	678 (34 games)	2007-08

## 3-Point FG Percentage

1.	.448 (165-368)	1987-88
2.	.424 (247-582)	1988-89
3.	.415 (215-518)	1989-90

4. ___ .400 (167-417)	1990-91
5. ___ .381 (201-528)	1993-94

Free Throws Made

1. ___ 649 (39 games)	2022-23
2. ___ 622 (35 games)	2023-24
3. ___ 597 (32 games)	1986-87
4. ___ 588 (31 games)	1990-91
5. ___ 577 (33 games)	1997-98

Free Throws Attempted

1. ___ 876 (39 games)	2022-23
2. ___ 856 (33 games)	1997-98
3. ___ 835 (36 games)	1985-86
4. ___ 834 (35 games)	2023-24
5. ___ 826 (31 games)	1990-91

Free Throw Percentage

1. ___ .764 (575-753)	2024-25
2. ___ .759 (556-733)	1988-89
3. ___ .757 (597-789)	1986-87
4. ___ .749 (565-754)	1979-80
5. ___ .746 (622-834)	2023-24

Rebounds

1. ___ 1595 (526o-1069d)	2022-23
2. ___ 1485 (536o-949d)	2024-25
3. ___ 1381 (508o-873d)	2013-14
4. ___ 1338 (423o-915d)	2021-22
5. ___ 1335 (466o-869d)	1997-98

Rebounding Average

1. ___ 44.5 (31 games)	2013-14
2. ___ 43.1 (30 games)	1994-95
3. ___ 41.1 (31 games)	2000-01
4. ___ 40.9 (39 games)	2022-23
5. ___ 40.5 (33 games)	1997-98

Assists

1. ___ 624 (34 games)	1988-89
2. ___ 608 (33 games)	2015-16
3. ___ 596 (37 games)	2024-25
4. ___ 592 (31 games)	1989-90
5. ___ 564 (32 games)	2003-04

Assists Average

1. ___ 19.1 (31 games)	1989-90
2. ___ 18.4 (33 games)	2015-16
___ 18.4 (34 games)	1988-89
4. ___ 17.6 (32 games)	2003-04

5. ___ 17.2 (31 games)	1990-91
------------------------	---------

Blocked Shots

1. ___ 202 (33 games)	2015-16
2. ___ 187 (34 games)	1988-89
3. ___ 184 (36 games)	2014-15
4. ___ 166 (39 games)	2022-23
5. ___ 161 (33 games)	2016-17

Blocked Shots Average

1. ___ 6.1 (33 games)	2015-16
2. ___ 5.5 (34 games)	1988-89
3. ___ 5.1 (36 games)	2014-15
4. ___ 5.0 (31 games)	1989-90
5. ___ 4.9 (33 games)	2016-17

Steals

1. ___ 395 (34 games)	2002-03
2. ___ 382 (33 games)	2004-05
3. ___ 371 (32 games)	2003-04
4. ___ 337 (31 games)	2005-06
5. ___ 336 (35 games)	2021-22

Steals Average

1. ___ 11.6 (34 games)	2002-03
___ 11.6 (32 games)	2003-04
___ 11.6 (33 games)	2004-05
4. ___ 10.9 (31 games)	2005-06
5. ___ 9.6 (35 games)	2021-22

All-Time 100-Point Games

1. ___ 118	Alabama State	12/30/89
2. ___ 117	Rust College	2/22/21
T3. ___ 116	Hiwassee	12/22/15
___ 116	Houston	1/9/99
5. ___ 114	Bethune Cookman	2/20/92
6. ___ 112	Roosevelt	12/11/80
7. ___ 111	Prairie View A&M	12/19/92
___ 111	Alabama State	11/7/22
9. ___ 110	Prairie View A&M	12/3/91
___ 110	Rhodes	11/26/22
11. ___ 109	Auburn Montgomery	11/18/24
T12. ___ 108	Texas A&M/CC	12/19/02
___ 108	Illinois College	1/6/79
T14. ___ 107	Belmont	12/15/04
___ 107	South Alabama	2/23/91
___ 107	Southern	12/8/90
___ 107	Missouri Western	12/16/80
T18. ___ 105	Young Harris	11/10/12
___ 105	Prairie View A&M	11/30/95

	105	Auburn	02/25/88
	105	Saint Mary's (Calif.)	11/25/83
T22.	104	Florida Atlantic	02/06/16
	104	UTSA	01/07/16
T24.	104	at Houston	02/21/98
	104	Saint Louis	03/07/92
	104	Alcorn State	11/28/89
T27.	103	Millsaps	12/12/21
	103	Norfolk State	02/23/98
	103	Mississippi Valley State	12/22/92
T30.	102	vs Middle Tennessee	3/11/22
	102	UNC Asheville	11/09/22
	102	vs Washington	03/19/04
	102	Alcorn State	12/04/01
	102	Memphis	02/16/00
	102	Fresno State	12/11/99
	102	Alaska/Anchorage	12/28/82
	102	Mississippi Valley State	02/04/82
T38.	101	WKU	03/03/18
	101	Lamar	11/24/90
	101	Houston	02/20/08
T41.	100	Temple	03/07/24
	100	Mississippi Valley State	12/22/21
	100	Middle Tennessee	02/28/15
	100	UTEP	01/08/11
	100	Murray State	01/02/05
	100	Alabama A&M	12/28/04
	100	Alcorn State	12/11/92
	100	Southern	12/04/92
	100	Illinois Benedictine	11/27/81
	100	Drexel	12/29/79
	100	Missouri-Rolla	12/28/79
	100	at Georgia State	12/15/79
	100	Georgia State	12/14/78

Field Goals Made

1.	51	Roosevelt	12/11/80
2.	49	Illinois College	01/06/79
T3.	48	Rust College	02/22/21
	48	Alabama State	12/30/89
T5.	45	Hiwassee	12/22/15
	45	Saint Louis	03/07/92

Field Goals Attempted

1.	103	at South Alabama	12/20/94
2.	91	Saint Louis	03/07/92
3.	89	Rust College	02/22/21
4.	87	Illinois College	01/06/79
5.	87	Missouri/Rolla	12/28/79
6.	84	Alabama State	11/23/90

Field Goal Pct.

1.	.721	at Stephen F. Austin	12/07/16
2.	.714	vs. Tennessee	12/30/83
3.	.703 (26/37)	vs. Old Dominion	01/24/15
4.	.700 (42/60)	vs. UTSA	01/07/16
5.	.673 (35/52)	vs. WKU	01/05/91

3-Point Field Goals Made

1.	15	Southern Miss	02/21/09
2.	14	George Washington	12/27/20
3.	14	at SMU	02/23/08
4.	14	Winston Salem State	12/23/07
	14	Alabama State	12/30/89
	14	Alcorn State	12/04/01

3-Point Field Goals Attempted

1.	33	Rhodes	11/14/21
	33	UTEP	01/08/11
	33	at Duquesne	02/15/96
	33	vs Kansas	03/26/04
5.	32	vs. WKU	03/10/16
	32	at SMU	02/23/08
	32	Florida A&M	01/02/02

3-Point Field Goal Percentage

1.	.700 (14/20)	vs. Alcorn State	12/04/01
2.	.667 (10/15)	vs. South Alabama	01/03/04
	.667 (14/21)	vs. Alabama State	12/30/89
	.667 (12/28)	vs. USF	02/22/96
5.	.619 (13/21)	vs. Saint Louis	02/20/93

Free Throws Made

1.	40	Charlotte	02/25/91
2.	36	Louisiana Tech	12/17/89
3.	35	Southern Miss	02/07/15
4.	35	Tulsa	12/17/91
5.	35	WKU	03/13/81

Free Throws Attempted

1.	54	Charlotte	02/25/91
2.	49	Florida A&M	11/27/13
	49	Minnesota	12/14/91
4.	47	USF	11/20/14
	47	Louisiana Tech	12/17/89

Free Throw Percentage (Min. 10 Made)

T1. ___ 1.000 (17/17) at Vanderbilt _____	3/22/23
___ 1.000 (15/15) vs. Miles College _____	12/28/16
___ 1.000 (13/13) vs. Auburn Montgomery _____	11/18/24
3. ___ .950 (19/20) vs. Hiwassee _____	12/22/15
T4. ___ .944 (34/36) vs. UNC Asheville _____	12/29/23
___ .944 (17/18) at Marshall _____	1/29/22

Most Rebounds

1. ___ 69 _____ at South Alabama _____	12/20/94
2. ___ 65 _____ South Carolina State _____	12/20/86
65 _____ Centenary _____	02/12/01
4. ___ 62 _____ New Mexico _____	11/21/13
5. ___ 60 _____ Bethune Cookman _____	02/20/92

Most Assists

1. ___ 37 _____ Alabama State _____	12/30/89
2. ___ 32 _____ Lamar _____	11/24/90
3. ___ 31 _____ UTSA _____	01/07/16
4. ___ 30 _____ USC Upstate _____	12/16/15
5. ___ 29 _____ Five Times _____	

Most Steals

1. ___ 23 _____ Rhodes _____	11/14/21
23 _____ South Carolina State _____	11/27/05
23 _____ Centenary _____	12/19/05
3. ___ 21 _____ Illinois College _____	01/06/79
21 _____ Tulsa _____	01/11/06
5. ___ 20 _____ Tulane _____	02/26/05
20 _____ vs Marquette _____	03/13/03


Most Blocked Shots

1. ___ 16 _____ Saint Mary's (Minn.) _____	11/25/83
2. ___ 15 _____ Hiwassee _____	12/22/15
3. ___ 14 _____ Florida A&M _____	12/16/88
14 _____ New Hampshire _____	12/29/89
5. ___ 13 _____ Three times _____	



**1. STEVE MITCHELL (6-2, G, MEMPHIS, TENN.) – 1,866**

Year	G	FG-FGA	FG%	3FG-3FGA	3FG%	FT-FTA	FT%	REB-AVG	PTS-AVG
1982-83	31	79-162	.488	1-2	.500	40-61	.656	47-1.5	198-6.4
1983-84	33	172-369	.466	0-0	.000	102-128	.797	70-2.1	446-13.5
1984-85	34	254-557	.456	0-0	.000	108-148	.730	110-3.2	616-18.1
1985-86	36	256-573	.447	0-0	.000	94-134	.701	139-3.9	606-16.8
<b>Totals</b>	<b>134</b>	<b>761-1661</b>	<b>.458</b>	<b>1-2</b>	<b>.500</b>	<b>344-471</b>	<b>.730</b>	<b>366-2.7</b>	<b>1866-13.9</b>




**2. ANDY KENNEDY (6-8, G/F, LOUISVILLE, MISS.) – 1,787**

Year	G	FG-FGA	FG%	3FG-3FGA	3FG%	FT-FTA	FT%	REB-AVG	PTS-AVG
1988-89	34	179-410	.437	122-267	.457	123-144	.854	101-3.0	603-17.7
1989-90	30	154-350	.440	89-210	.424	111-123	.902	105-3.5	5-8-16.9
1990-91	31	201-453	.444	107-251	.426	167-193	.865	128-4.1	676-21.8
<b>Totals</b>	<b>95</b>	<b>534-1213</b>	<b>.440</b>	<b>318-728</b>	<b>.437</b>	<b>401-460</b>	<b>.872</b>	<b>334-3.5</b>	<b>1787-18.8</b>




**3. CHRIS COKLEY (6-8, F, SAVANNAH, GA.) – 1,660**

Year	G	FG-FGA	FG%	3FG-3FGA	3FG%	FT-FTA	FT%	REB-AVG	PTS-AVG
2014-15	36	119-220	.541	0-1	.000	47-71	.662	168-4.7	285-7.9
2015-16	33	176-307	.573	0-0	.000	81-112	.723	213-6.5	433-13.1
2016-17	33	164-282	.582	0-0	.000	72-91	.791	199-6.0	400-12.1
2017-18	32	219-376	.582	0-2	.000	104-127	.819	277-8.7	542-16.9
<b>Totals</b>	<b>134</b>	<b>678-1185</b>	<b>.572</b>	<b>0-3</b>	<b>.000</b>	<b>304-401</b>	<b>.756</b>	<b>857-6.4</b>	<b>1660-12.7</b>




**4. ELBERT ROGERS (6-7, F, PASCAGOULA, MISS.) – 1,587**

Year	G	FG-FGA	FG%	3FG-3FGA	3FG%	FT-FTA	FT%	REB-AVG	PTS-AVG
1988-89	25	31-65	.477	0-0	.000	35-55	.636	63-2.5	97-3.9
1989-90	31	145-255	.569	0-0	.000	83-126	.659	147-4.7	373-12.0
1990-91	31	199-372	.535	0-2	.000	129-180	.717	201-6.5	527-17.0
1991-92	29	211-417	.506	0-1	.000	168-219	.767	205-7.1	590-20.3
<b>Totals</b>	<b>116</b>	<b>586-1109</b>	<b>.528</b>	<b>0-3</b>	<b>.000</b>	<b>415-580</b>	<b>.716</b>	<b>616-5.3</b>	<b>1587-13.7</b>




**5. OLIVER ROBINSON (6-4, G, BIRMINGHAM, ALA.) – 1,577**

Year	G	FG-FGA	FG%	3FG-3FGA	3FG%	FT-FTA	FT%	REB-AVG	PTS-AVG
1978-79	26	73-147	.497	0-0	.000	34-56	.607	92-3.5	180-6.9
1979-80	29	87-164	.530	0-0	.000	59-90	.656	88-3.0	233-8.0
1980-81	32	200-418	.478	0-0	.000	109-140	.779	126-3.9	509-15.9
1981-82	31	265-505	.525	0-0	.000	125-156	.801	114-3.7	655-21.1
<b>Totals</b>	<b>118</b>	<b>625-1234</b>	<b>.506</b>	<b>0-0</b>	<b>.000</b>	<b>327-442</b>	<b>.740</b>	<b>420-3.6</b>	<b>1577-13.4</b>




**6. MO FINLEY (5-11, G, LAFAYETTE, ALA.) – 1,539**

Year	G	FG-FGA	FG%	3FG-3FGA	3FG%	FT-FTA	FT%	REB-AVG	PTS-AVG
1999-00	28	64-182	.352	22-81	.272	26-38	.684	46-1.6	176-6.3
2000-01	30	120-302	.397	61-158	.386	37-52	.712	79-2.6	338-11.3
2001-02	34	201-484	.415	99-240	.413	122-149	.819	111-3.3	623-18.3
2003-04	29	145-382	.380	66-200	.330	46-66	.697	59-2.0	402-13.9
<b>Totals</b>	<b>121</b>	<b>530-1350</b>	<b>.393</b>	<b>248-679</b>	<b>.365</b>	<b>231-305</b>	<b>.757</b>	<b>295-2.4</b>	<b>1539-12.7</b>



**7. STANLEY JACKSON (6-2, G, VALLEY, ALA.) – 1,491**

Year	G	FG-FGA	FG%	3FG-3FGA	3FG%	FT-FTA	FT%	REB-AVG	PTS-AVG
1989-90	31	56-120	.467	0-6	.000	6-22	.273	132-4.3	118-3.8
1990-91	31	142-287	.495	4-20	.200	46-58	.793	172-5.5	334-10.8
1991-92	29	169-354	.477	48-136	.353	84-107	.785	165-5.7	470-16.2
1992-93	35	206-501	.411	63-176	.358	94-118	.797	155-4.4	569-16.3
<b>Totals</b>	<b>126</b>	<b>573-1262</b>	<b>.454</b>	<b>115-338</b>	<b>.340</b>	<b>230-305</b>	<b>.754</b>	<b>624-5.0</b>	<b>1491-11.8</b>



**8. CARLOS WILLIAMS (6-8, G/F, DETROIT, MICH.) – 1,474**

Year	G	FG-FGA	FG%	3FG-3FGA	3FG%	FT-FTA	FT%	REB-AVG	PTS-AVG
1994-95	14	94-193	.487	5-24	.208	45-67	.672	98-7.0	238-17.0
1995-96	30	223-525	.425	49-151	.325	112-158	.709	253-8.4	607-20.2
1996-97	32	230-564	.408	24-81	.296	145-218	.665	318-9.9	629-19.7
<b>Totals</b>	<b>76</b>	<b>547-1282</b>	<b>.427</b>	<b>78-256</b>	<b>.305</b>	<b>302-443</b>	<b>.682</b>	<b>669-8.8</b>	<b>1474-19.4</b>



**9. JEROME MINCY (6-6, F, MEMPHIS, TENN.) – 1,473**

Year	G	FG-FGA	FG%	3FG-3FGA	3FG%	FT-FTA	FT%	REB-AVG	PTS-AVG
1982-83	32	66-135	.489	0-0	.000	56-102	.549	136-4.3	188-5.9
1983-84	34	133-281	.473	0-0	.000	109-172	.634	205-6.0	375-11.0
1984-85	34	146-323	.452	0-0	.000	131-214	.612	290-8.5	423-12.4
1985-86	36	162-323	.502	0-0	.000	163-231	.706	302-8.4	487-13.5
<b>Totals</b>	<b>136</b>	<b>507-1062</b>	<b>.477</b>	<b>0-0</b>	<b>.000</b>	<b>459-719</b>	<b>.638</b>	<b>933-6.9</b>	<b>1473-10.8</b>



**10. TAVIN LOVAN (6-4, G, FRANKLIN, KY.) – 1,464**

Year	G	FG-FGA	FG%	3FG-3FGA	3FG%	FT-FTA	FT%	REB-AVG	PTS-AVG
2018-19	33	92-173	.532	4-12	.333	47-74	.635	130-3.9	235-7.1
2019-20	32	151-281	.537	6-22	.273	113-146	.774	154-4.8	421-13.2
2020-21	29	135-249	.542	1-1	1.000	83-119	.697	116-4.0	354-12.2
2021-22	33	112-228	.491	1-7	.143	45-74	.608	113-3.4	270-8.2
2022-23	37	68-146	.466	0-1	.000	48-72	.667	95-2.6	184-5.0
<b>Totals</b>	<b>164</b>	<b>558-1077</b>	<b>.518</b>	<b>12-43</b>	<b>.279</b>	<b>336-485</b>	<b>.693</b>	<b>608-3.7</b>	<b>1,464-8.9</b>



**11. JORDAN WALKER (5-11, G, LONG ISLAND, N.Y.) – 1,426**

Year	G	FG-FGA	FG%	3FG-3FGA	3FG%	FT-FTA	FT%	REB-AVG	PTS-AVG
2021-22	34	221-552	.400	116-293	.396	132-150	.880	96-2.8	690-20.3
2022-23	33	232-575	.403	135-357	.378	137-162	.846	92-2.8	736-22.3
<b>Totals</b>	<b>67</b>	<b>453-1127</b>	<b>.402</b>	<b>251-650</b>	<b>.386</b>	<b>269-312</b>	<b>.862</b>	<b>188-2.8</b>	<b>1,426-21.3</b>




**12. LAWRENCE KINNARD (6-8, F, MEMPHIS, TENN.) – 1,413**

Year	G	FG-FGA	FG%	3FG-3FGA	3FG%	FT-FTA	FT%	REB-AVG	PTS-AVG
2005-06	26	66-135	.489	2-9	.222	23-38	.605	70-2.7	157-6.0
2006-07	31	146-312	.468	59-144	.410	51-80	.638	192-6.2	402-13.0
2007-08	34	129-315	.410	49-135	.363	70-100	.700	232-6.8	377-11.1
2008-09	34	185-414	.447	45-147	.306	62-103	.602	312-9.2	477-14.0
<b>Totals</b>	<b>125</b>	<b>526-1176</b>	<b>.447</b>	<b>155-435</b>	<b>.356</b>	<b>206-321</b>	<b>.642</b>	<b>806-6.4</b>	<b>1413-11.3</b>



**13. PAUL DELANEY III (6-2, G, DECATUR, GA.) – 1,404**

Year	G	FG-FGA	FG%	3FG-3FGA	3FG%	FT-FTA	FT%	REB-AVG	PTS-AVG
2004-05	28	32-56	.571	2-5	.400	22-41	.537	37-1.3	88-3.1
2005-06	31	88-176	.500	3-21	.143	90-130	.692	106-3.4	269-8.7
2006-07	31	157-342	.459	19-74	.257	148-209	.708	150-4.8	481-15.5
2007-08	4	11-23	.478	0-3	.000	13-13	1.000	22-5.5	35-8.8
2008-09	33	180-322	.559	22-59	.373	149-193	.722	146-4.4	531-16.1
<b>Totals</b>	<b>127</b>	<b>468-919</b>	<b>.509</b>	<b>46-162</b>	<b>.284</b>	<b>421-576</b>	<b>.731</b>	<b>461-3.6</b>	<b>1404-11.1</b>




**14. CEDRIC DIXON (5-9, G, SELMA, ALA.) – 1,402**

Year	G	FG-FGA	FG%	3FG-3FGA	3FG%	FT-FTA	FT%	REB-AVG	PTS-AVG
1994-95	28	56-170	.329	22-83	.265	36-55	.655	63-2.3	170-6.1
1995-96	30	108-292	.370	45-148	.304	76-117	.650	90-3.0	337-11.2
1996-97	32	155-410	.378	82-222	.369	64-89	.719	102-3.2	456-14.3
1997-98	33	143-353	.405	69-178	.388	84-113	.743	101-3.1	439-13.3
<b>Totals</b>	<b>123</b>	<b>462-1225</b>	<b>.377</b>	<b>218-631</b>	<b>.345</b>	<b>260-374</b>	<b>.695</b>	<b>356-2.9</b>	<b>1402-11.4</b>



**15. WILLIAM LEE (6-9, F, SELMA, ALA.) – 1,394**

Year	G	FG-FGA	FG%	3FG-3FGA	3FG%	FT-FTA	FT%	REB-AVG	PTS-AVG
2014-15	33	97-200	.485	21-46	.457	50-63	.794	198-6.0	265-8.0
2015-16	33	137-238	.493	32-93	.344	44-67	.657	203-6.2	350-10.6
2016-17	33	149-302	.493	44-117	.376	93-120	.775	220-6.7	435-13.2
2017-18	33	137-271	.506	37-111	.333	33-51	.647	224-6.8	344-10.4
<b>Totals</b>	<b>132</b>	<b>520-1051</b>	<b>.495</b>	<b>134-367</b>	<b>.365</b>	<b>220-301</b>	<b>.731</b>	<b>845-6.4</b>	<b>1394-10.6</b>




**16. JAMES PONDER (6-1, G, COLLEGE PARK, GA.) – 1,363**

Year	G	FG-FGA	FG%	3FG-3FGA	3FG%	FT-FTA	FT%	REB-AVG	PTS-AVG
1983-84	25	33-71	.465	0-0	.000	22-31	.710	16-0.6	88-3.5
1984-85	33	153-344	.445	0-0	.000	96-128	.750	99-3.0	402-12.2
1985-86	34	150-368	.408	0-0	.000	92-120	.767	79-2.3	392-11.5
1986-87	31	164-380	.432	60-148	.405	93-123	.756	114-3.7	481-15.5
<b>Totals</b>	<b>123</b>	<b>500-1163</b>	<b>.430</b>	<b>60-148</b>	<b>.405</b>	<b>303-402</b>	<b>.754</b>	<b>308-2.5</b>	<b>1363-11.1</b>




**17. ROBERT VADEN (6-5, G/F, INDIANAPOLIS, IND.) - 1,295**

Year	G	FG-FGA	FG%	3FG-3FGA	3FG%	FT-FTA	FT%	REB-AVG	PTS-AVG
2007-08	33	220-539	.408	142-355	.400	113-131	.863	116-3.5	695-21.1
2008-09	34	207-522	.397	112-324	.346	74-100	.740	168-4.9	600-17.6
<b>Totals</b>	<b>67</b>	<b>427-1061</b>	<b>.402</b>	<b>254-679</b>	<b>.374</b>	<b>187-231</b>	<b>.809</b>	<b>284-4.2</b>	<b>1295-19.3</b>




**18. DEMARIO EDDINS (6-7, F, CHICAGO, ILL.) - 1,241**

Year	G	FG-FGA	FG%	3FG-3FGA	3FG%	FT-FTA	FT%	REB-AVG	PTS-AVG
2002-03	34	143-316	.453	4-30	.133	59-94	.628	148-4.4	349-10.3
2003-04	32	108-226	.478	7-23	.304	100-139	.719	151-4.7	323-10.1
2004-05	33	130-271	.480	13-38	.342	139-190	.732	157-4.8	412-12.5
2005-06	12	58-115	.504	6-26	.231	35-57	.614	55-4.6	157-13.1
<b>Totals</b>	<b>111</b>	<b>439-928</b>	<b>.473</b>	<b>30-117</b>	<b>.256</b>	<b>333-480</b>	<b>.694</b>	<b>511-4.6</b>	<b>1241-11.2</b>




**19. REGINALD TURNER (6-8, G/F, LOUISVILLE, MISS.) - 1,196**

Year	G	FG-FGA	FG%	3FG-3FGA	3FG%	FT-FTA	FT%	REB-AVG	PTS-AVG
1985-86	18	13-27	.481	0-0	.000	8-18	.444	26-1.4	34-1.9
1986-87	31	56-104	.538	2-4	.500	37-52	.712	109-3.5	151-4.9
1987-88	31	142-311	.457	23-48	.479	42-54	.778	174-5.6	349-11.3
1988-89	34	263-519	.507	18-54	.333	118-136	.868	251-7.4	662-19.5
<b>Totals</b>	<b>114</b>	<b>474-961</b>	<b>.493</b>	<b>43-106</b>	<b>.406</b>	<b>205-260</b>	<b>.788</b>	<b>560-4.9</b>	<b>1196-10.5</b>




**20. DAMON COBB (6-4, G, EVANSVILLE, IND.) - 1,175**

Year	G	FG-FGA	FG%	3FG-3FGA	3FG%	FT-FTA	FT%	REB-AVG	PTS-AVG
1995-96	30	62-202	.307	40-136	.294	48-64	.750	48-1.6	212-7.1
1996-97	32	91-235	.387	65-161	.404	58-81	.716	94-2.9	305-9.5
1997-98	33	86-209	.411	67-159	.421	71-91	.780	62-1.9	310-9.4
1998-99	32	101-254	.398	62-167	.371	84-102	.824	113-3.5	348-10.9
<b>Totals</b>	<b>127</b>	<b>340-900</b>	<b>.378</b>	<b>234-623</b>	<b>.376</b>	<b>261-338</b>	<b>.772</b>	<b>317-2.5</b>	<b>1175-9.3</b>



**21. LARRY REMBERT (6-8, F, ORRVILLE, ALA.) - 1,162**

Year	G	FG-FGA	FG%	3FG-3FGA	3FG%	FT-FTA	FT%	REB-AVG	PTS-AVG
1986-87	32	74-149	.497	0-0	.000	40-56	.714	110-3.4	188-5.9
1987-88	31	137-259	.529	0-0	.000	93-141	.660	176-5.7	367-11.8
1988-89	34	96-187	.513	0-0	.000	90-123	.732	137-4.0	282-8.3
1989-90	31	125-250	.500	0-1	.000	75-127	.591	180-5.8	325-10.5
<b>Totals</b>	<b>128</b>	<b>432-845</b>	<b>.511</b>	<b>0-1</b>	<b>.000</b>	<b>298-447</b>	<b>.667</b>	<b>603-4.7</b>	<b>1162-9.1</b>




**22. MICHAEL CHARLES (6-5, G, BIRMINGHAM, ALA.) - 1,157**

Year	G	FG-FGA	FG%	3FG-3FGA	3FG%	FT-FTA	FT%	REB-AVG	PTS-AVG
1984-85	32	48-91	.527	0-0	.000	22-52	.423	61-1.9	118-3.7
1985-86	36	94-175	.537	0-0	.000	58-100	.580	148-4.1	246-6.8
1986-87	29	92-210	.438	5-16	.313	81-110	.736	97-3.3	270-9.3
1987-88	28	170-361	.471	63-118	.534	120-170	.706	92-3.3	523-18.7
<b>Totals</b>	<b>125</b>	<b>404-837</b>	<b>.483</b>	<b>68-134</b>	<b>.507</b>	<b>281-432</b>	<b>.650</b>	<b>398-3.2</b>	<b>1157-9.3</b>



**23. YAXEL LENDBORG (6-9, F, PENNSAUKEN, N.J.) - 1,136**

Year	G	FG-FGA	FG%	3FG-3FGA	3FG%	FT-FTA	FT%	REB-AVG	PTS-AVG
2023-24	35	157-306	.513	12-36	.333	156-195	.800	370-10.6	482-13.8
2024-25	37	238-456	.522	25-70	.357	153-202	.757	420-11.4	654-17.7
<b>Totals</b>	<b>72</b>	<b>395-762</b>	<b>.518</b>	<b>37-106</b>	<b>.349</b>	<b>309-397</b>	<b>.778</b>	<b>790-11.0</b>	<b>1136-15.8</b>



**24. ROBERT SHANNON (6-8, F, JACKSON, GA.) - 1,110**

Year	G	FG-FGA	FG%	3FG-3FGA	3FG%	FT-FTA	FT%	REB-AVG	PTS-AVG
1992-93	35	195-421	.463	70-170	.412	79-109	.725	147-4.2	539-15.4
1993-94	30	196-479	.409	92-243	.379	87-111	.784	130-4.3	571-19.0
<b>Totals</b>	<b>65</b>	<b>391-900</b>	<b>.434</b>	<b>162-413</b>	<b>.392</b>	<b>166-220</b>	<b>.755</b>	<b>277-4.3</b>	<b>1110-17.1</b>



**25. CAMERON MOORE (6-10, F, SAN ANTONIO, TEXAS) – 1,060**

Year	G	FG-FGA	FG%	3FG-3FGA	3FG%	FT-FTA	FT%	REB-AVG	PTS-AVG
2008-09	26	35-61	.574	0-0	.000	9-18	.500	64-2.5	79-3.0
2009-10	30	41-66	.621	0-1	.000	10-24	.417	97-3.2	92-3.1
2010-11	28	154-326	.472	24-72	.333	59-89	.663	261-9.3	391-14.0
2011-12	31	195-404	.483	5-23	.217	103-168	.613	325-10.5	498-16.1
<b>Totals</b>	<b>115</b>	<b>425-857</b>	<b>.496</b>	<b>29-96</b>	<b>.302</b>	<b>181-299</b>	<b>.605</b>	<b>747-6.5</b>	<b>1060-9.2</b>

All-American (NABC)	All-Tournament Team	(Conference USA)
Fourth Team	Yaxel Lendeborg _____ 2023-24	Fred Williams _____ 1998-99
Steve Mitchell _____ 1985-86	Eric Gaines _____ 2023-24	Mo Finley _____ 2002-03
	Alejandro Vasquez _____ 2023-24	Donell Taylor _____ 2004-05
		Marvett McDonald _____ 2005-06
All-American (The Sporting News)	<b>Conference USA Awards</b>	Robert Vaden _____ 2008-09
Honorable Mention	Coach of the Year (Conference USA)	Paul Delaney III _____ 2008-09
Steve Mitchell _____ 1984-85	Mike Anderson _____ 2003-04	Cameron Moore _____ 2010-11
	Mike Davis _____ 2010-11	Rod Rucker _____ 2012-13
	Jerod Haase _____ 2015-16	Chris Cokley _____ 2015-16
All-American (Associated Press)		William Lee _____ 2016-17
Honorable Mention	Player of the Year (Conference USA)	Tavin Lovan _____ 2020-21
Oliver Robinson _____ 1981-82	Aaron Johnson _____ 2010-11	Third Team All-Conference (Conference USA)
Steve Mitchell _____ 1984-85	Jordan Walker _____ 2021-22	Cedric Dixon _____ 1997-98
Jerome Mincy _____ 1985-86		Will Campbell _____ 2001-02
Aaron Johnson _____ 2010-11		Mo Finley _____ 2003-04
		Wen Mukubu _____ 2006-07
Freshman All-American (Basketball Weekly)	Sixth Man of the Year (Conference USA)	Lawrence Kinnard _____ 2007-08
Jerome Mincy _____ 1982-83	Willie Mitchell _____ 1998-99	Lawrence Kinnard _____ 2008-09
	Chris Cokley _____ 2014-15	Aaron Johnson _____ 2009-10
	Dirk Williams _____ 2015-16	Robert Brown _____ 2014-15
		Nick Norton _____ 2015-16
Preseason All-American (Playboy Magazine)	Newcomer of the Year (Conference USA)	William Lee _____ 2015-16
Steve Mitchell _____ 1985-86	Robert Vaden _____ 2007-08	Quan Jackson _____ 2021-22
	Chad Frazier _____ 2013-14	Trey Jemison _____ 2022-23
Preseason All-American (Steet & Smith's)	Jordan Walker _____ 2021-22	
Stanley Jackson _____ 1991-92		Honorable Mention All-Conference (Conference USA)
Elbert Rogers _____ 1991-92	Defensive Player of the Year (Conference USA)	KJ Buffen _____ 2021-22
Reginald Turner _____ 1988-89	Squeaky Johnson _____ 2005-06	KJ Buffen _____ 2022-23
Steve Mitchell _____ 1985-86	Cameron Moore _____ 2011-12	Eric Gaines _____ 2022-23
	William Lee _____ 2016-17	
Academic All-American	Scholar Athlete of the Year (Conference USA)	All-Freshman Team (Conference USA)
Carter Long _____ 1993-94	Nick Norton _____ 2016	Nick Norton _____ 2014-15
		William Lee _____ 2014-15
NIT All-Tournament Team	First Team All-Conference (Conference USA)	Jalen Benjamin _____ 2019-20
Barry Bearden _____ 1989	Carlos Williams _____ 1995-97	
Reginald Turner _____ 1989	Squeaky Johnson _____ 2005-06	All-Defensive Team (Conference USA)
Robert Shannon _____ 1993	Paul Delaney III _____ 2006-07	Paul Delaney III _____ 2006-07
	Robert Vaden _____ 2007-08	_____ 2008-09
<b>American Conference Awards</b>	Elijah Millsap _____ 2009-10	Aaron Johnson _____ 2009-10
Defensive Player of the Year (American Conference)	Jamarr Sanders _____ 2010-11	_____ 2010-11
Yaxel Lendeborg _____ 2024-25	Aaron Johnson _____ 2010-11	Cameron Moore _____ 2011-12
Yaxel Lendeborg _____ 2023-24	Cameron Moore _____ 2011-12	William Lee _____ 2015-16
	Chad Frazier _____ 2013-14	_____ 2016-17
First Team All-Conference	Robert Brown _____ 2015-16	Quan Jackson _____ 2020-21
Yaxel Lendeborg _____ 2024-25	Jordan Walker _____ 2021-22	Trey Jemison _____ 2020-21
Yaxel Lendeborg _____ 2023-24	Jordan Walker _____ 2022-23	Quan Jackson _____ 2021-22
		Trey Jemison _____ 2022-23
Second Team All-Conference		
Alejandro Vasquez _____ 2024-25	Second Team All-Conference	Tournament MVP

(Conference USA)		1981-82	Stanley Jackson _____	1989-90
Robert Brown _____	2015	Steve Mitchell _____	George Wilkerson _____	1989-90
Jordan Walker _____	2022	_____		
		1984-85		
		1985-86	Senior of the Year	
All-Tournament Team		Jerome Mincy _____	(Sun Belt Conference)	
(Conference USA)		Michael Charles _____	Oliver Robinson _____	1981-82
Eric Bush _____	2003	Andy Kennedy _____		
Mo Finley _____	2003			
Squeaky Johnson _____	2006	Second Team All-Conference	Junior of the Year	
William Lee _____	2015	(Sun Belt)	(Sun Belt Conference)	
Robert Brown _____	2015	Daryl Braden _____	Steve Mitchell _____	1984-85
Michael Ertel _____	2021	Larry Spicer _____		
Michael Ertel _____	2022	_____	Jerry D. Young Memorial Award	
Quan Jackson _____	2022	Chris Giles _____	(Sun Belt)	
Jordan Walker _____	2022	_____	Tracy Foster _____	1986-87
Jordan Walker _____	2023	Cliff Pruitt _____		
		Tracy Foster _____	All-Decade Team (1976-86)	
		James Ponder _____	(Sun Belt Conference)	
All-Academic Team		Eddie Collins _____	Steve Mitchell	
(Conference USA)		Reginald Turner _____	Oliver Robinson	
Reggie Huffman _____	2008	Barry Bearden _____		
George Drake _____	2010	Andy Kennedy _____	<b>Other Awards</b>	
Nick Norton _____	2016	Alan Ogg _____	NABC All-District Selections	
Michael Ertel _____	2022	Elbert Rogers _____	First Team	
			Jordan Walker _____	2021-22
			_____	2022-23
<b>Great Midwest Conference Awards</b>		Honorable Mention All-Conference	Robert Brown _____	2015-16
First Team All-Conference		(Sun Belt)	Chris Cokley _____	2015-16
(Great Midwest)		Greg Leet _____	Chad Frazier _____	2013-14
Elbert Rogers _____	1991-92	Glenn Marcus _____	Cameron Moore _____	2011-12
Robert Shannon _____	1993-94	Jerome Mincey _____	Jamarr Sanders _____	2010-11
			Elijah Millsap _____	2009-10
Second Team All-Conference		All-Tournament Team	Robert Vaden _____	2007-08
(Great Midwest)		(Sun Belt)	Andy Kennedy _____	1989-90
Stanley Jackson _____	1991-92	Chris Giles _____	_____	1990-91
_____	1992-93	_____	Steve Mitchell _____	1984-85
		Oliver Robinson _____		
All-Newcomer Team		_____	Second Team	
(Great Midwest)		_____	Tavin Lovan _____	2020-21
Robert Shannon _____	1992-93	McKinley Singleton _____	William Lee _____	2016-17
Anthony Thomas _____	1994-95	Luellen Foster _____	Aaron Johnson _____	2010-11
		Cliff Pruitt _____	Cameron Moore _____	2010-11
<b>Sun Belt Conference Awards</b>		Anthony Gordon _____	Paul Delaney III _____	2008-09
Player of the Year		Steve Mitchell _____	Robert Vaden _____	2008-09
(Sun Belt)		_____	Donell Taylor _____	2004-05
Oliver Robinson _____	1981-82	Reginald Turner _____	Mo Finley _____	2003-04
Coach of the Year		Tournament MVP	NABC All-District	
(Sun Belt)		(Sun Belt Conference)	Coach Of The Year	
Gene Bartow _____	1980-81	Oliver Robinson _____	Mike Davis _____	2010-11
_____	1981-82	McKinley Singleton _____		
_____	1984-85			
		All-Freshman Team	US Basketball Writers	
First Team All-Conference		(Sun Belt Conference)	All-District	
(Sun Belt)		Michael Charles _____	First Team	
Keith McCord _____	1979-80	Alan Ogg _____	Steve Mitchell _____	1984-85
Oliver Robinson _____	1980-81	Larry Rembert _____	Robert Vaden _____	2007-08

## Basketball Times All-South

Carlos Williams _____	1995-96
_____	1996-97
Andy Kennedy _____	1989-90
_____	1990-91

## Basketball Weekly All-South

Oliver Robinson _____	1980-81
_____	1981-82
Keith McCord _____	1979-80
Larry Spicer _____	1978-79

## CoSIDA Academic All-District

Igor Nikolic _____	2000-01
--------------------	---------

## 30th Anniversary Team

(Sun Belt)

Jerome Mincy

Steve Mitchell

Oliver Robinson

## All-Time Head Coach

(Sun Belt)

Gene Bartow



1979 - Larry Spicer  
Milwaukee Bucks  
(8th Round/9th Pick/156th Overall)



1983 - Lex Drum  
Atlanta Hawks  
(7th Round/11th Pick/150th Overall)



1979 - Keith McCord  
Philadelphia 76ers  
(10th Round/14th Pick/198th Overall)



1984 - McKinley Singleton  
Indiana Pacers  
(6th Round/4th Pick/120th Overall)



1980 - Larry Spicer  
New Jersey Nets  
(7th Round/6th Pick/144th Overall)



1986 - Steve Mitchell  
Washington Bullets  
(2nd Round/12th Pick/36th Overall)



1981 - Glenn Marcus  
Cleveland Cavaliers  
(8th Round/5th Pick/166th Overall)



1986 - Jerome Mincy  
New York Knicks  
(5th Round/1st Pick/94th Overall)



1982 - Oliver Robinson  
San Antonio Spurs  
(2nd Round/1st Pick/24th Overall)



1986 - Archie Johnson  
New Jersey Nets  
(5th Round/12th Pick/105th Overall)



1982 - Norm Anchrum  
New York Knicks  
(4th Round/6th Pick/75th Overall)



1987 - Tracy Foster  
Philadelphia 76ers  
(6th Round/17th Pick/131st Overall)



1982 - Chris Giles  
New Jersey Nets  
(5th Round/13th Pick/105th Overall)



1989 - Reginald Turner  
Denver Nuggets  
(2nd Round/20th Pick/47th Overall)



1982 - Donnie Speer  
Denver Nuggets  
(8th Round/17th Pick/178th Overall)



2008 - Walter Sharpe  
Seattle SuperSonics  
(2nd round/2nd Pick/32nd Overall)



1983 - Cliff Pruitt  
Indiana Pacers  
(6th Round/2nd Pick/118th Overall)



2009 - Robert Vaden  
Charlotte Bobcats  
(2nd round/24th Pick/54th Overall)



1990 - Alan Ogg  
Milwaukee Bucks  
Free Agent

2024 - Trey Jemison  
New Orleans Pelicans  
Free Agent



1991 - Andy Kennedy  
Charlotte Hornets  
Free Agent

2025 - Trey Jemison  
New York Knicks  
Two-way



1993 - Stanley Jackson  
Minnesota Timberwolves  
Free Agent



1993 - Alan Ogg  
Milwaukee Bucks  
Free Agent



1993 - Alan Ogg  
Washington Bullets  
Free Agent



2005 - Donell Taylor  
Washington Wizards  
Free Agent



2011 - Carldeell Johnson  
New Orleans Hornets  
Free Agent



2017 - Elijah Millsap  
Phoenix Suns  
Free Agent

2024 - Trey Jemison  
Washington Wizards  
Free Agent

1981: Midwest Regional

1st Round - Defeated WKU, 93-68 (@Tuscaloosa, Ala.)

2nd Round - Defeated Kentucky, 69-62 (@Tuscaloosa, Ala.)

Regional Semifinals - Lost to Indiana, 87-72 (@Bloomington, Ind.)

1982: Midwest Regional

2nd Round - Defeated Indiana, 80-70 (@Nashville, Tenn.)

Regional Semifinals - Defeated Virginia, 68-66 (@Birmingham, Ala.)

Regional Finals - Lost to Louisville (@Birmingham, Ala.)

1983: Mideast Regional

1st Round - Lost to Oklahoma, 71-63 (@Evansville, Ind.)

1984: Mideast Regional

1st Round - Lost to BYU, 84-68 (@Birmingham, Ala.)

1985: Midwest Regional

1st Round - Defeated Michigan State, 70-68 (@Houston, Texas)

2nd Round - Lost to Memphis, 67-66 (OT) (@Houston, Texas)

1986: West Regional

1st Round - Defeated Missouri, 66-64 (@Ogden, Utah)

2nd Round - Lost to North Carolina, 77-59 (@Ogden, Utah)

1987: Southeast Regional

1st Round - Lost to Providence, 90-68 (@Birmingham, Ala.)

1990: East Regional

1st Round - Lost to UCLA, 68-56 (@Atlanta, Ga.)

1994: East Regional

1st Round - Lost to George Washington, 51-46 (@Long Island, N.Y.)

1999: West Regional

1st Round - Lost to Iowa, 77-64 (@Denver, Colo.)

2004: St. Louis Regional

1st Round - Defeated Washington, 102-100 (@Columbus, Ohio)

2nd Round - Defeated Kentucky, 76-75 (@Columbus, Ohio)

Regional Semifinals - Lost to Kansas, 100-76 (@St. Louis, Mo.)

2005: Chicago Regional

1st Round - Defeated LSU, 82-68 (@Boise, Idaho)

2nd Round - Lost to Arizona, 85-63 (@Boise, Idaho)

2006: Washington, D.C. Regional

1st Round - Lost to Kentucky, 69-64 (@Philadelphia, Pa.)

2011: Dayton, Ohio, First Four

1st Round - Lost to Clemson, 70-52 (@Dayton, Ohio)

2015: South Regional

2nd Round - Defeated Iowa State, 60-59 (@Louisville, Ky.)

3rd Round - Lost to UCLA, 92-75 (@Louisville, Ky.)

2022: South Regional

1st Round - Lost to Houston, 82-68 (@Pittsburgh, Pa.)

2024: East Regional

1st Round - Lost to San Diego State, 69-65 (@Spokane, Wash.)

1981 NCAA FIRST ROUND  
Tuscaloosa, Ala. | March 13, 1981 | Att: 10,628

		(7) UAB 93, (10) WKU 68							
WKU	FGM	FTM	RB	TP	UAB	FG	FT	RB	TP
Wilson	6	8	9	20	Giles	4-8	4-4	7	12
White	3	1	5	7	Lane	4-9	5-7	7	13
Jones	0	0	3	0	Robinson	6-14	4-4	3	1
Reese	5	1	4	11	Marcus	7-8	8-9	2	22
McCormick	4	0	2	8	Speer	2-4	0-0	0	4
Diddy	0	0	1	0	Bartow	0-0	0-0	0	0
Ellis	1	0	1	2	McCammion	1-2	0-0	0	2
Carver	2	2	1	6	Nicholas	2-2	9-9	2	13
Hatcher	1	0	2	2	Foster	1-1	0-2	1	2
Wray	1	2	2	4	Simcik	0-1	3-4	1	3
Teater	3	0	2	6	Almquist	0-0	0-0	0	0
Mosley	0	0	0	0	Morris	2-2	0-0	1	4
Blankenship	1	0	0	2	Richards	0-0	2-2	0	2
					Anchrum	0-3	0-0	3	0
<b>Totals</b>	<b>27-55</b>	<b>14-21</b>	<b>33</b>	<b>66</b>	<b>Totals</b>	<b>29-54</b>	<b>35-41</b>	<b>30</b>	<b>93</b>

1981 NCAA SECOND ROUND  
Tuscaloosa, Ala. | March 15, 1981 | Att: 12,229

		(7) UAB 69, (2) Kentucky 62							
UAB	FG	FT	RB	TP	Kentucky	FG	FT	RB	TP
Giles	5-9	0-1	10	10	Hurt	4-7	3-5	6	11
Lane	3-4	1-3	2	7	Verderber	7-11	2-3	9	16
Speer	4-12	5-6	4	13	Bowie	2-8	4-4	4	a
Robinson	5-8	8-6	6	18	Minnieheld	5-13	4-5	5	14
Marcus	1-6	12-15	3	14	Beal	2-2	1-2	2	5
Nicholas	0-0	0-0	2	0	Master	2-7	0-0	1	4
Morris	0-0	1-3	1	1	Bearup	0-0	0-0	0	0
Anchrum	1-7	4-4	7	6	Hord	0-2	0-0	1	0
					Cowan	0-1	2-2	0	2
					Turpin	1-4	0-0	5	2
					Lanter	0-2	0-0	0	0
<b>Totals</b>	<b>19-46</b>	<b>31-38</b>	<b>37</b>	<b>69</b>	<b>Totals</b>	<b>23-57</b>	<b>16-21</b>	<b>34</b>	<b>62</b>

1981 NCAA REGIONAL SEMIFINAL  
Bloomington, Ind. | March 20, 1981 | Att: 17,091

		(3) Indiana 87, (7) UAB 72							
UAB	FG	FT	RB	TP	Indiana	FG	FT	RB	TP
Giles	6-11	1-3	9	13	Kitchel	3-8	3-4	1	3a
1-5	0-2	3	2	Turner	0-3	1	0	0	0
Speer	3-8	2-2	7	8	Tolbert	8-12	1-1	9	17
Robinson	6-15	5-5	2	17	I. Thomas	7-12	13-15	4	27
Marcus	6-10	1-1	1	13	Wittman	7-11	6-7	4	20
Anchrum	2-5	3-4	3	7	Risley	0-1	0-0	2	0
Morris	1-4	4-4	2	6	J. Thomas	3-4	1-2	6	7
Nicholas	0-0	1-2	1	1	Bouchie	2-7	1-2	3	5
Foster	2-3	1-1	1	5	Isenbarber	0-0	0-0	1	0
Almquist	0-0	0-0	1	0	Franz	0-0	0-0	0	0
Simcik	0-1	0-0	0	0	Brown	1-1	0-0	0	2
McCammion	0-1	0-0	0	0	Grunwald	0-0	0-0	1	0
Richards	0-0	0-0	0	0	Richards	0-0	2-2	0	2
Bartow	0-0	0-0	0	0					
<b>Totals</b>	<b>27-63</b>	<b>18-24</b>	<b>30</b>	<b>72</b>	<b>Totals</b>	<b>31-59</b>	<b>25-35</b>	<b>41</b>	<b>87</b>

1982 NCAA SECOND ROUND  
Nashville, Tenn. | March 13, 1982 | Att: 14,761

		(4) UAB 80, (5) Indiana 70							
Indiana	FG	FT	RB	TP	UAB	FG	FT	RB	TP
Wittman	4-10	0-2	4	8	Foster	4-7	5-5	5	13
Kitchel	10-27	4-4	5	24	Giles	6-10	5-5	3	17
Bouchie	2-4	0-0	3	4	Anchrum	4-9	3-4	7	11
Thomas	6-12	0-0	9	12	Nicholas	1-2	6-7	2	3
Brown	3-7	1-2	7	7	Robinson	10-17	3-4	1	23
Dakich	0-0	0-0	0	0	Drum	1-1	0-0	1	2
Morgan	0-0	0-0	0	0	Lane	2-4	2-4	5	6
Blab	3-3	1-2	1	7	Speer	0-0	0-0	1	0
Dakich	0-0	0-0	0	0	Drum	1-1	0-0	1	2
Flowers	4-9	0-0	5	6					
<b>Totals</b>	<b>32-72</b>	<b>6-10</b>	<b>36</b>	<b>70</b>	<b>Totals</b>	<b>26-51</b>	<b>24-29</b>	<b>27</b>	<b>80</b>

1982 NCAA REGIONAL SEMIFINAL  
Birmingham, Ala. | March 17, 1982 | Att: 16,754

		(4) UAB 68, (1) Virginia 66							
UAB	FG	FT	RB	TP	Virginia	FG	FT	RB	TP
Giles	2-7	1-2	6	5	Miller	3-10	4-4	5	10
Foster	4-7	4-5	3	12	Robinson	2-5	2-2	4	6
Anchrum	2-10	1-3	3	5	Sampson	8-18	3-6	21	19
Nicholas	4-6	3-4	5	11	Jones	9-9	0-0	1	18
Robinson	8-17	7-7	5	23	Mullen	3-7	1-1	3	7
Gause	0-1	0-0	0	0	Wilson	0-1	0-0	0	0
Lane	0-0	2-2	1	2	Stokes	1-3	0-1	3	2
Speer	4-7	2-2	2	10	Edelin	2-4	0-3	7	4
<b>Totals</b>	<b>24-55</b>	<b>20-25</b>	<b>28</b>	<b>68</b>	<b>Totals</b>	<b>28-57</b>	<b>10-17</b>	<b>44</b>	<b>66</b>

1982 NCAA REGIONAL FINAL  
Birmingham, Ala. | March 19, 1982 | Att: 16,754

		(3) Louisville 75, (4) UAB 68							
UAB	FG	FT	RB	TP	Louisville	FG	FT	RB	TP
Giles	6-11	0-0	8	12	McCray	3-4	0-3	11	6
Foster	5-9	3-4	3	13	Smith	5-12	4-4	8	14
Anchrum	3-7	3-4	6	9	Brown	0-2	0-0	1	0
Nicholas	3-7	2-2	1	8	Gordon	4-7	3-4	2	11
Robinson	9-21	2-2	6	20	Eaves	6-10	1-1	3	13
Johnson	1-1	0-0	1	2	Wagner	2-2	0-0	1	4
Gause	0-0	0-0	1	0	McCray	3-3	0-0	3	6
Lane	1-3	2-2	1	4	Jones	5-7	9-13	4	19
Speer	0-3	0-2	0	0	Wright	1-2	0-0	1	2
<b>Totals</b>	<b>28-62</b>	<b>12-16</b>	<b>28</b>	<b>68</b>	<b>Totals</b>	<b>29-49</b>	<b>17-25</b>	<b>35</b>	<b>75</b>

1983 NCAA FIRST ROUND  
Evansville, Ind. | March 18, 1983 | Att: 11,900

		(7) Oklahoma 71, (10) UAB 63							
UAB	FG	FT	RB	TP	Indiana	FG	FT	RB	TP
Giles	6-11	1-3	9	13	Kitchel	3-8	3-4	1	3a
1-5	0-2	3	2	Turner	0-3	1	0	0	
Speer	3-8	2-2	7	8	Tolbert	8-12	1-1	9	17
Robinson	6-15	5-5	2	17	I. Thomas	7-12	13-15	4	27
Marcus	6-10	1-1	1	13	Wittman	7-11	6-7	4	20
Anchrum	2-5	3-4	3	7	Risley	0-1	0-0	2	0
Morris	1-4	4-4	2	6	J. Thomas	3-4	1-2	6	7
Nicholas	0-0	1-2	1	1	Bouchie	2-7	1-2	3	5
Foster	2-3	1-1	1	5	Isenbarber	0-0	0-0	1	0
Almquist	0-0	0-0	1	0	Franz	0-0	0-0	0	0
Simcik	0-1	0-0	0	0	Brown	1-1	0-0	0	2
McCammion	0-1	0-0	0	0	Grunwald	0-0	0-0	1	0
Richards	0-0	0-0	0	0	Richards	0-0	2-2	0	2
Bartow	0-0	0-0	0	0					
<b>Totals</b>	<b>27-63</b>	<b>18-24</b>	<b>30</b>	<b>72</b>	<b>Totals</b>	<b>31-59</b>	<b>25-35</b>	<b>41</b>	<b>87</b>

1984 NCAA FIRST ROUND  
Birmingham, Ala. | March 16, 1984 | Att: 7,105

		(8) BYU 84, (9) UAB 68							
UAB	FG	FT	RB	TP	BYU	FG	FT	RB	TP
Singleton	14-23	6-6	5	34	Durrant	8-16	7-8	10	23
Mincy	2-7	0-0	5	4	Applegate	5-9	3-4	13	13
Gordon	1-6	2-2	6	4	Usevitch	6-7	5-7	10	17
Mitchell	4-14	0-0	4	8	Sinek	3-8	0-0	1	6
Foster	2-10	1-3	1	5	Nikchevich	3-4	1-2	1	7
Jones	0-0	0-0	0	0	Perry	0-1	6-6	1	6
Matta	0-3	0-0	1	0	Taylor	0-0	3-4	0	0
M. Johnson	3-4	0-0	6	6	Webb	0-0	2-2	0	2
Ponder	1-4	0-1	1	2	Smith	3-3	1-2	4	4
Marrero	1-1	1-1	0	0	Follard	0-0	0-0	1	0
A. Johnson	1-1	0-1	2	2					
Bartow	0-2	0-0	0	0					
<b>Totals</b>	<b>29-76</b>	<b>10-14</b>	<b>35</b>	<b>68</b>	<b>Totals</b>	<b>28-48</b>	<b>28-33</b>	<b>42</b>	<b>34</b>

1985 NCAA FIRST ROUND  
Houston, Texas | March 15, 1985 | Att: 8,000

		(7) UAB 70, (10) Michigan State 68							
UAB	FG	FT	RB	TP	MSU	FG	FT	RB	TP
Mincy	6	6	7	18	Vincent	13	6	6	32
Mitchell	8	2	1	18	Skiles	6	3	4	15
Ponder	3	9	2	15	K. Johnson	4	1	11	9
A. Johnson	4	2	10	10	Polec	4	0	3	8
Charles	2	3	5	7	D. Johnson	1	0	1	2
Foster	1	0	0	2	Mudd	1	0	8	2
Bartow	0	0	1	0	Pedro	0	0	0	0
Gordon	0	0	0	0	Walker	0	0	0	0
<b>Totals</b>	<b>24</b>	<b>22</b>	<b>26</b>	<b>70</b>	<b>Totals</b>	<b>29</b>	<b>10</b>	<b>33</b>	<b>68</b>

1985 NCAA SECOND ROUND  
Houston, Texas | March 17, 1985 | Att: 6,800

		(2) Memphis 67, (7) UAB 66 (OT)							
UAB	FG	FT	RB	TP	MSU	FG	FT	RB	TP
Ponder	5								

1987 NCAA FIRST ROUND  
Birmingham, Ala. | March 12, 1987 | Att: 11,513

UAB	(6) Providence 90, (11) UAB 68				FG	FT	RB	TP	
	FG	FT	RB	TP					
Turner	1-4	2-4	8	4	Kipter	4-11	2-2	5	10
Rembert	0-3	0-0	1	0	Lewis	2-8	0-0	3	5
Collins	5-11	7-8	10	17	Duda	1-3	0-0	6	2
Foster	2-8	4-4	2	9	Brooks	6-11	1-2	9	16
Ponder	4-13	3-4	5	12	Donovan	12-17	5-7	4	35
Bearden	1-2	0-1	2	2	Ford	0-2	0-0	0	0
Wiksell	0-0	0-1	0	0	Shamsid-Deen	5-7	2-4	5	12
Charles	0-5	0-0	4	0	Conlon	1-1	0-0	0	2
Thomas	0-1	0-0	0	0	Sendeker	0-0	0-0	0	0
Howard	3-6	7-8	5	13	D. Wright	4-7	0-0	3	8
Evans	1-1	0-0	1	2	Benham	0-0	0-0	1	0
Ogg	4-6	1-3	6	9	S. Wright	0-1	0-0	0	0
<b>Totals</b>	<b>21-60</b>	<b>24-33</b>	<b>45</b>	<b>66</b>	<b>Totals</b>	<b>35-68</b>	<b>10-20</b>	<b>36</b>	<b>90</b>

2004 NCAA REGIONAL SEMIFINAL  
St. Louis, Mo. | March 24, 2004 | Att: 63,199

UAB	(4) Kansas 100, (9) UAB 74				FGM	FTM	RB	TP	
	FGM	FTM	RB	TP					
Lewis	3	4	1	10	Bass	3	2	6	8
Eddins	2	6	5	10	Davis	7	3	11	18
Johnson, C.	2	0	2	2	Mitchell	1	0	4	2
Taylor, D.	1	0	4	3	Minor	4	4	5	15
McDonald	4	2	2	13	Hudson	3	0	3	8
Taylor, R.	2	0	5	5	Whipple	0	0	0	0
Delaney	1	4	2	7	Wolfert	0	0	0	0
Davis	3	4	6	10	Lazare	0	0	0	0
Holmes	5	0	3	11	Neltner	0	0	0	0
Little	0	0	1	0		2	0	2	5
Jones									
Broom	1	0	1	3					
Tobias	0	0	0	0					
<b>Totals</b>	<b>23</b>	<b>20</b>	<b>33</b>	<b>74</b>	<b>Totals</b>	<b>30</b>	<b>36</b>	<b>4</b>	<b>100</b>

1990 NCAA FIRST ROUND  
Atlanta, Ga. | March 16, 1990 | Att: 9,331

UAB	(7) UCLA 68, (10) UAB 56				FGM	FTM	RB	TP	
	FGM	FTM	RB	TP					
Kennedy	2	4	8	9	Wilson	9	5	9	23
Rembert	3	0	3	8	MacLean	3	4	7	10
Ogg	4	0	8	8	Murray	7	0	7	10
Bearden	3	0	2	8	Madkins	2	3	2	7
Kramer	4	0	5	10	Martin	4	4	2	8
Rogers	4	3	4	11	Butler	1	0	4	4
Wilkinson	0	0	0	0	Walker	2	0	3	2
DeVaughn	2	0	3	4					
Jackson	0	0	0	0					
<b>Totals</b>	<b>22</b>	<b>7</b>	<b>40</b>	<b>58</b>	<b>Totals</b>	<b>26</b>	<b>16</b>	<b>41</b>	<b>68</b>

2005 NCAA FIRST ROUND  
Boise, Idaho | March 16, 1984 | Att: 11,894

UAB	(11) UAB 82, (6) LSU 68				FGM	FTM	RB	TP	
	FGM	FTM	RB	TP					
Lewis	3	2	6	8	Bass	3	2	6	8
Eddins	0	10	3	10	Davis	1	0	11	18
Johnson, C.	2	2	2	2	Mitchell	1	0	4	5
Taylor, D.	5	2	2	14	Minor	4	4	5	15
McDonald	4	2	2	21	Hudson	3	0	3	8
Taylor, R.	7	1	7	6	Whipple	0	0	0	0
Delaney	1	0	1	2	Wolfert	0	0	0	0
Davis	0	0	0	0	Lazare	0	0	0	0
Holmes	0	0	0	0	Neltner	0	0	0	0
Little	1	0	0	2					
Jones	1	0	0	2					
Broom	0	0	0	0					
Tobias	2	2	3	6					
<b>Totals</b>	<b>27</b>	<b>21</b>	<b>35</b>	<b>82</b>	<b>Totals</b>	<b>23</b>	<b>66</b>	<b>42</b>	<b>68</b>

1994 NCAA FIRST ROUND  
Uniondale, N.Y. | March 17, 1994 | Att: 16,204

GW	(10) George Washington 51, (7) UAB 46				FGM	FTM	RB	TP	
	FGM	FTM	RB	TP					
Ford	1	0	4	2	Long	5	3	2	13
Hammons	1	0	2	3	Shannon	6	2	10	16
Dare	5	6	13	16	C. Jackson	0	0	1	0
Pearsall	3	0	3	7	Allen	1	0	5	2
Evans	4	3	4	14	Haywood	1	0	9	2
Hart	0	0	0	0	Wilkinson	0	1	5	1
Jones	2	2	5	6	Harper	1	0	4	2
Moses	1	0	1	3	Thrash	3	4	8	10
Wise	0	0	1	0					
<b>Totals</b>	<b>17</b>	<b>11</b>	<b>36</b>	<b>51</b>	<b>Totals</b>	<b>17</b>	<b>10</b>	<b>48</b>	<b>46</b>

2005 NCAA SECOND ROUND  
Boise, Idaho | March 16, 1984 | Att: 11,891

UAB	(3) Arizona 85, (11) UAB 63				FGM	FTM	RB	TP	
	FGM	FTM	RB	TP					
Lewis	2	1	1	5	Adams	5	3	10	16
Eddins	4	4	4	12	Radenovic	6	1	6	11
Johnson, C.	2	0	1	4	Frye	3	0	7	6
Taylor, D.	4	4	6	13	Shakur	0	2	1	2
McDonald	1	2	5	5	Stoudamire	8	7	2	28
Taylor, R.	1	2	2	4	Fox	0	0	1	0
Delaney	0	0	0	0	McClellan	3	0	2	7
Holmes	0	0	0	0	Dillon	0	0	0	0
Little	1	2	3	4	Rodgers	1	2	3	4
Jones	3	0	0	9	Verdejo	1	0	0	2
Broom	1	0	1	3	Brase	0	0	1	0
Tobias	2	0	1	4	Brielmaier	0	1	1	1
					Walters	3	2	3	8
<b>Totals</b>	<b>21</b>	<b>15</b>	<b>32</b>	<b>63</b>	<b>Totals</b>	<b>30</b>	<b>18</b>	<b>39</b>	<b>85</b>

1999 NCAA FIRST ROUND  
Denver, Colo. | March 11, 1999 | Att: 16,637

UAB	(5) Iowa 77, (12) UAB 64				FGM	FTM	RB	TP	
	FGM	FTM	RB	TP					
Williams	11	3	14	26	Settles	7	3	0	17
Brown	6	4	7	16	Koch	3	5	4	12
Ward	0	0	4	0	Bauer	1	3	3	6
Holmes	2	0	1	3	Luehsmann	4	0	4	5
Cobb	2	0	2	6	McCausland	4	2	2	13
Bass	2	0	0	0	Rucker	1	0	4	2
Ransom	2	0	0	4	Jaacks	1	0	1	3
Armstrong	0	0	1	7	Oliver	5	3	2	15
Mitchell	2	1	4	7	Henderson	0	0	0	4
Jackson	0	2	2	2	Range	1	2	2	4
Nikolic	0	0	0	0	Smith	0	2	1	0
Okam	0	0	0	0					
<b>Totals</b>	<b>24</b>	<b>10</b>	<b>39</b>	<b>64</b>	<b>Totals</b>	<b>26</b>	<b>13</b>	<b>39</b>	<b>77</b>

2006 NCAA FIRST ROUND  
Washington, D.C. | March 23, 2006 | Att: 19,999

UAB	(8) Kentucky 96, (8) UAB 64				FG	FT	RB	TP	
	FG	FT	RB	TP					
Delaney	6	1	3	13	Lee	12	4	6	28
McDonald	4	2	6	10	Turner	11	1	0	23
Mukubu	3	3	4	9	Holmes	2	4	8	8
Kinnard	4	0	2	8	Bedford	3	0	6	6
Jones	3	0	4	7	Askew	1	0	5	2
Tobias	2	3	4	7	Becton	0	0	0	0
Broom	1	2	5	6	Boyd	0	0	3	0
Johnson	0	1	3	2	Wiffong	0	0	1	0
Holmes	1	1	4	1					
Gibbs	0	0	0	0					
<b>Totals</b>	<b>22</b>	<b>22</b>	<b>38</b>	<b>88</b>	<b>Totals</b>	<b>29</b>	<b>9</b>	<b>29</b>	<b>67</b>

2004 NCAA FIRST ROUND  
Columbus, Ohio | March 19, 2004 | Att: 19,588

UAB	(9) UAB 102, (8) Washington 100				FGM	FTM	RB	TP	
	FGM	FTM	RB	TP					
Kennedy	2	4	0	8	Jensen	3	3	4	11
Eddins	6	13	5	26	Simmons	5	1	7	13
Ball	4	0	8	9	Robinson	7	7	4	27
Johnson, C.	3	1	4	9	Roy	1	1	9	7
Finley	6	3	5	20	Allen	2	1	4	7
Taylor, R.	3	4	4	9	Rullins	7	4	8	6
Taylor, D.	5	0	2	12	Conroy	7	3	1	17
Lewis	6	6	3	10	Jones	4	5	5	13
Johnson, T.	0	0	0	0	Washington	1	0	1	2
Broom	0	0	0	0					
Tobias	0	0	0	0					
<b>Totals</b>	<b>30</b>	<b>33</b>	<b>37</b>	<b>102</b>	<b>Totals</b>	<b>34</b>	<b>24</b>	<b>41</b>	<b>100</b>

2011 NCAA FIRST FOUR  
Dayton, Ohio | March 15, 2011 | Att: 10,025

UAB	(12) Clemson 70, (12) UAB 52				FG	FT	RB	TP	
	FG	FT	RB	TP					
Fields	4-7	0-0	3	12	Booker	2-7	5-6	7	10
Johnson	2-7	0-0	4	6	Grant	10-15	2-3	2	22
Moore	2-5	0-1	8	4	Smith	4-6	2-3	1	7
Sanders	7-17	0-0	5	18	Stitt	3-7	1-1	4	7
Soko	2-4	4-6	3	8	Young	2-8	2-2	0	8
Criswell	0-2	0-0	3	0	Anderson	0-0	0-0	1	0
Jones	0-0	0-0	0	0	Baciu	0-0	0-0	0	0
Purifoy	0-0	0-0	0	0					

2015 NCAA THIRD ROUND

Louisville, Ky. | March 21, 2015 | Att: 21,760

(11) UCLA 92, (14) UAB 75

UAB	FG	FT	RB	TP	UCLA	FG	FT	RB	TP
MEHINTI	1-4	0-2	2	2	Looney	5-10	0-2	11	10
LEE	4-8	0-0	6	10	Parker	11-14	6-8	12	28
BAXTER	3-5	0-0	1	8	Powell	5-8	3-4	4	15
NORTON	1-4	0-0	0	3	Hamilton	6-8	1-3	4	13
BROWN	10-20	1-2	2	25	Alford, B.	6-13	7-8	0	22
WATTS	3-6	1-2	2	9	Kazemi	0-0	0-0	0	0
COCKLEY	3-9	2-2	9	8	Alford, K.	0-0	0-0	0	0
Calhoun	0-0	0-0	0	0	Brown	0-1	0-0	2	0
MADISON	3-6	1-2	2	8	Goloman	0-0	0-0	1	0
Collins	0-1	0-0	0	0	Welsh	0-0	0-0	0	4
WASHINGTON	1-3	0-0	1	1					
Love	0-0	0-0	0	0					
<b>Totals</b>	<b>24-65</b>	<b>5-7</b>	<b>59</b>	<b>59</b>		<b>35-58</b>	<b>5-7</b>	<b>41</b>	<b>92</b>

2022 NCAA FIRST ROUND

Pittsburgh, Pa. | March 18, 2022 | Att: 17,410

(5) Houston 82, (12) UAB 68

UAB	FG	FT	RB	TP	Houston	FG	FT	RB	TP
WALKER	6-18	4-5	1	17	EDWARDS	9-15	1-2	7	25
ERTEL	5-10	0-0	0	13	WHITE Jr.	5-11	3-5	6	14
BUFFEN	4-7	2-2	11	10	SHEAD	4-8	2-2	3	12
JEMISON	3-4	1-1	9	7	CARLTON	6-11	0-2	2	12
JACKSON	3-8	0-0	3	8	MOORE	4-10	0-0	4	9
Lovan	5-7	4-6	5	14	Roberts	3-3	0-2	2	6
Gordon	0-0	0-0	1	0	Walker Jr.	0-1	2-2	6	2
Toney	0-2	0-0	0	0	Chaney	1-1	0-0	2	2
Brown	0-0	0-0	0	0	Francis	0-0	0-0	0	0
Coleman	0-0	0-0	0	0	Elvin	0-0	0-0	0	0
Tate	0-0	0-0	0	0	TEAM			1	
TEAM			2						
<b>Totals</b>	<b>26-56</b>	<b>11-14</b>	<b>32</b>	<b>68</b>		<b>32-60</b>	<b>8-15</b>	<b>33</b>	<b>82</b>

2024 NCAA FIRST ROUND

Spokane, Wash. | March 22, 2024 | Att: 11,410

(5) San Diego State 69, (12) UAB 65

UAB	FG	FT	RB	TP	San Diego State	FG	FT	RB	TP
JOHNSON	7-14	0-0	3	19	LEDEE	11-18	9-10	8	32
GAINES	4-12	6-6	2	14	BUTLER	5-9	5-6	3	15
LENDERG	2-7	7-8	7	11	TRAMMELL	1-4	1-2	5	4
VASQUEZ	2-6	1-2	1	7	PARRISH	1-6	0-0	3	2
C. COLEMAN	1-3	0-0	0	2	PAL	1-3	0-0	4	2
Davis	2-4	3-6	4	7	Waters	2-8	1-2	2	6
Toney	1-2	0-0	2	2	Saunders	2-4	0-0	3	5
Ortiz	1-5	0-0	1	2	Byrd	2-4	0-0	3	5
Shaver	0-0	1-2	0	1	Heide	0-0	0-0	1	0
Dunning Jr.	0-0	0-0	2	0					
TEAM			11		TEAM			4	
<b>Totals</b>	<b>20-53</b>	<b>18-24</b>	<b>33</b>	<b>65</b>		<b>24-55</b>	<b>16-20</b>	<b>35</b>	<b>69</b>

1980:

1st Round - Lost to Louisiana-Lafayette, 74-72 (@Lafayette, La.)

1989:

1st Round - Def. Georgia Southern, 83-74 (@Birmingham, Ala.)

2nd Round - Def. Richmond, 64-61 (@Richmond, Va.)

Quarterfinals - Def. Connecticut, 85-79 (@Storrs, Conn.)

Semifinals - Lost to St. John's, 76-65 (@New York, N.Y.)

3rd Place - Def. Michigan State, 78-76 (@New York, N.Y.)

1991:

1st Round - Lost to Memphis, 82-76 (@Memphis, Tenn.)

1992:

1st Round - Lost to Tennessee, 71-68 (@Knoxville, Tenn.)

1993:

1st Round - Def. Alabama, 58-56 (@Tuscaloosa, Ala.)

2nd Round - Def. Clemson, 65-64 (@Birmingham, Ala.)

Quarterfinals - Def. Missouri State, 61-52 (@Birmingham, Ala.)

Semifinals - Lost to Georgetown, 45-41 (@New York, N.Y.)

3rd Place - Def. Providence, 55-52 (@New York, N.Y.)

1997:

1st Round - Lost to TCU, 85-62 (@Fort Worth, Texas)

1998:

1st Round - Def. Missouri, 93-86 (@Columbia, Mo.)

2nd Round - Lost to Minnesota, 79-66 (@Minneapolis, Minn.)

2003:

1st Round - Def. Louisiana-Lafayette, 82-80 (@Birmingham, Ala.)

2nd Round - Def. Siena, 80-71 (@Albany, N.Y.)

Quarterfinals - Lost to St. John's, 79-71 (@Jamaica, N.Y.)

2008:

1st Round - Def. VCU, 80-77 (@Richmond, Va.)

2nd Round - Lost to Virginia Tech, 49-75 (@Blacksburg, Va.)

2009:

1st Round - Lost to Notre Dame, 64-70 (@South Bend, Ind.)

2010:

1st Round - Def. Coastal Carolina, 65-49 (@Birmingham, Ala.)

2nd Round - Def. NC State, 72-52 (@Birmingham, Ala.)

Quarterfinals - Lost to North Carolina, 60-55 (@Birmingham, Ala.)

2016:

1st Round - Lost to BYU, 79-97 (@Provo, Utah)

2023:

1st Round - Def. Southern Miss, 88-60 (@Birmingham, Ala.)

2nd Round - Def. Morehead State, 77-59 (@Birmingham, Ala.)

Quarterfinals - Def. Vanderbilt, 67-59 (@Nashville, Tenn.)

Semifinals - Def. Utah Valley, 88-86 (@Las Vegas, Nev.)

Finals - Lost to North Texas, 68-61 (@Las Vegas, Nev.)

2025:

1st Round - Def. Saint Joseph's, 69-65 (@Philadelphia, Pa.)

2nd Round - Def. Santa Clara, 88-84 (@Santa Clara, Calif.)

Quarterfinals - Lost to UC Irvine, 77-81 (@Irvine, Calif.)

1980 NIT FIRST ROUND  
Lafayette, La. | March 6, 1980 | Att: 8,124

Louisiana Lafayette 74, UAB 72									
UAB	FG	FT	RB	TP	ULL	FG	FT	RB	TP
Jones	4	0	1	8	Jordan	2	2	1	6
Leet	2	0	0	4	Figaro	5	0	4	10
McCord	7	0	8	14	Rainey	6	0	7	12
Spicer	7	2	4	16	Toney	9	3	7	21
Scales	1	4	2	6	Julien	11	1	5	23
Robinson	4	4	2	12	Monroe	1	0	3	2
Gause	0	2	1	2	Gay	0	0	0	0
Marcus	0	0	0	0					
Giles	0	0	1	0					
Speer	5	0	1	10					
<b>Totals</b>	<b>30</b>	<b>12</b>	<b>23</b>	<b>72</b>	<b>Totals</b>	<b>34</b>	<b>6</b>	<b>27</b>	<b>74</b>

1991 NIT FIRST ROUND  
Memphis, Tenn. | March 14, 1991 | Att: 6,770

Memphis 82, UAB 76									
UAB	FG	FT	RB	TP	Memphis	FG	FT	RB	TP
Rogers	7	10	5	24	E. Smith	2	0	5	4
Chapman	3	2	6	8	Allen	2	2	2	6
Jackson	4	0	1	9	Mundt	4	1	8	9
Kramer	1	2	3	5	Perry	9	5	4	24
Kennedy	3	2	3	9	Madlock	1	4	2	6
Wilkinson	4	2	3	11	Douglas	7	0	3	14
Rose	2	4	3	8	McLaughlin	2	4	3	9
Haywood	0	0	2	0	Spiva	2	0	4	4
Allen	1	0	1	2	Duncan	3	0	0	6
Long	0	0	0	0	B. Smith	0	0	0	0
<b>Totals</b>	<b>25</b>	<b>22</b>	<b>30</b>	<b>76</b>	<b>Totals</b>	<b>32</b>	<b>16</b>	<b>36</b>	<b>82</b>

1989 NIT FIRST ROUND  
Birmingham, Ala. | March 16, 1989 | Att: 5,483

UAB 83, Georgia Southern 74									
GSU	FG	FT	RB	TP	UAB	FG	FT	RB	TP
Curry	5	0	4	10	Turner	13	3	4	29
Sherrad	4	2	5	10	Kennedy	2	2	2	7
Sanders	9	6	8	24	Ogg	5	2	3	12
Harding	3	0	2	8	Bearden	4	6	6	16
Pierce	6	4	3	16	Kramer	0	3	2	3
Leach	0	0	1	0	Howard	2	0	2	4
Hagans	0	0	1	0	Lewis	1	0	0	2
Miller	3	0	3	6	Rembert	3	4	14	10
Burton	0	0	0	0					
<b>Totals</b>	<b>30</b>	<b>12</b>	<b>33</b>	<b>74</b>	<b>Totals</b>	<b>30</b>	<b>20</b>	<b>35</b>	<b>83</b>

1992 NIT FIRST ROUND  
Knoxville, Tenn. | March 18, 1992 | Att: 4,810

Tennessee 71, UAB 68									
UAB	FG	FT	RB	TP	Tennessee	FG	FT	RB	TP
Rogers	8	3	10	19	Allen	3	3	7	9
Haywood	2	0	2	4	Houston	11	7	6	33
Thrash	3	2	5	8	Curry	3	0	1	6
S. Jackson	3	0	2	6	Price	1	3	3	6
Wilkinson	0	0	1	0	Wiseman	3	2	4	10
Allen	4	1	3	11	Sheffield	0	0	1	0
C. Jackson	0	1	2	1	Rivers	1	0	3	2
Chapman	1	5	12	7	Brown	0	0	0	0
Shears	0	0	1	0	Johnson	0	1	0	1
Long	4	2	4	12	Brand	0	0	1	4
					Wilson	0	0	0	0
<b>Totals</b>	<b>25</b>	<b>14</b>	<b>42</b>	<b>68</b>	<b>Totals</b>	<b>24</b>	<b>16</b>	<b>29</b>	<b>71</b>

1989 NIT SECOND ROUND  
Richmond, Va. | March 20, 1989 | Att: 9,423

UAB 64, Richmond 61									
UAB	FG	FT	RB	TP	Richmond	FG	FT	RB	TP
Turner	9	6	7	24	Stapleton	7	0	7	14
Howard	3	0	11	6	Shields	0	0	2	0
Ogg	3	2	2	8	Winiecki	6	9	5	21
Bearden	0	2	1	2	Atkinson	1	1	1	3
Kramer	1	1	0	3	English	5	2	1	13
Kennedy	5	1	1	15	Taylor	3	0	2	7
Smith	0	0	0	0	Blair	0	0	0	0
Lewis	0	0	1	0	Webb	0	0	1	0
Rembert	3	0	3	6	Bryant	1	1	4	3
<b>Totals</b>	<b>24</b>	<b>12</b>	<b>31</b>	<b>64</b>	<b>Totals</b>	<b>23</b>	<b>13</b>	<b>26</b>	<b>61</b>

1993 NIT THIRD PLACE GAME  
New York, N.Y. | March 31, 1993 | Att: 7,543

UAB 55, Providence 52									
UAB	FG	FT	RB	TP	Providence	FG	FT	RB	TP
C. Jackson	1	5	1	7	Smith	6	5	14	17
S. Jackson	2	2	1	6	Turner	4	0	2	10
Chapman	1	5	10	7	Simpkins	1	0	8	2
Shannon	5	0	3	11	M. Brown	1	0	1	2
Haywood	4	2	6	10	Forbes	1	0	0	3
Long	3	0	1	9	Western	3	0	4	6
Allen	1	0	6	2	T. Brown	0	0	0	0
Harper	0	0	0	0	Abdulla	1	1	3	3
Thrash	0	1	4	1	Phelps	2	5	3	9
Browning	1	0	0	2	Zielinski	0	0	0	0
<b>Totals</b>	<b>18</b>	<b>15</b>	<b>32</b>	<b>55</b>	<b>Totals</b>	<b>19</b>	<b>11</b>	<b>39</b>	<b>52</b>

1989 NIT QUARTERFINAL  
Storrs, Conn. | March 22, 1989 | Att: 4,604

UAB 85, UConn 79									
UAB	FG	FT	RB	TP	UConn	FG	FT	RB	TP
Turner	6	6	5	18	Robinson	7	9	8	23
Howard	3	5	6	11	DePriest	0	1	2	1
Ogg	4	3	7	11	Cyrulik	2	0	1	5
Bearden	2	2	8	8	Smith	3	2	3	9
Kennedy	7	2	3	22	Gamble	6	2	2	20
Rembert	2	2	6	6	McCloud	1	2	4	4
Kramer	0	0	2	0	Sellers	4	0	9	8
Lewis	1	0	0	0	George	1	4	1	6
Rogers	1	7	1	9	Gwynn	1	0	1	3
Smith	0	0	0	0					
<b>Totals</b>	<b>25</b>	<b>27</b>	<b>40</b>	<b>85</b>	<b>Totals</b>	<b>25</b>	<b>20</b>	<b>36</b>	<b>79</b>

1997 NIT FIRST ROUND  
Fort Worth, Texas | March 12, 1997 | Att: 5,185

TCU 85, UAB 62									
UAB	FG	FT	RB	TP	TCU	FG	FT	RB	TP
C. Williams	7	2	11	16	Johnson	7	1	6	16
Cobb	2	4	3	9	Oavis	2	3	6	7
V. Williams	2	0	8	4	Walker	3	0	4	4
Dixon	5	2	5	16	Jewler	7	3	4	18
Bailey	1	1	1	3	Jones	2	0	2	3
Ward	3	1	4	7	Burks	0	3	2	3
Lee	0	0	1	0	Allen	0	0	1	0
Jones	0	0	2	0	Jacobs	2	0	1	5
Lewis	0	0	1	0	Penny	8	0	4	17
Albritton	3	0	3	7	Iuialui	2	2	9	6
Ike	0	0	0	0	Barrett	0	0	0	0
Okam	0	0	0	0					
<b>Totals</b>	<b>23</b>	<b>9</b>	<b>39</b>	<b>62</b>	<b>Totals</b>	<b>33</b>	<b>15</b>	<b>41</b>	<b>85</b>

1989 NIT SEMIFINAL  
New York, N.Y. | March 27, 1989 | Att: 8,440

St. John's 76, UAB 65									
St. John's	FG	FT	RB	TP	UAB	FG	FT	RB	TP
Sealy	7	3	5	17	Howard	0	0	0	0
Williams	6	5	11	17	Turner	8	4	11	20
Werdann	4	4	11	12	Ogg	5	1	4	11
Brust	2	1	8	5	Bearden	5	5	4	14
Buchanan	3	6	2	12	Kennedy	3	3	4	9
Aiken	1	0	2	4	Rembert	1	0	1	0
Muto	1	0	1	2	Kramer	1	0	1	3
Singleton	3	1	1	7	Rogers	2	0	1	4
					Smith	2	0	2	4
					Lewis	2	0	2	4
<b>Totals</b>	<b>27</b>	<b>22</b>	<b>46</b>	<b>76</b>	<b>Totals</b>	<b>26</b>	<b>9</b>	<b>32</b>	<b>65</b>

1989 NIT SEMIFINAL  
New York, N.Y. | March 27, 1989 | Att: 8,440

St. John's 76, UAB 65									
UAB	FG	FT	RB	TP	Missouri	FG	FT	RB	TP
Cobb	5	4	1	17	Thames	6	5	10	18
Brown	5	2	2	12	White	8	6	8	22
Williams	8	7	10	23	Hardge	2	2	3	4
Ward	6	3	11	15	Ray	2	2	2	8
Dixon	8	0	2	19	Woods	10	1	2	29
Bass	0	0	0	0	Lee	0	0	3	0
Materic	0	1	0	1	Wampler	0	0	0	0
Ransom	0	2	1	2	Grawler	0	1	0	0
Jackson	2	0	2	4	Parker	2	1	3	5
<b>Totals</b>	<b>34</b>	<b>19</b>	<b>37</b>	<b>93</b>	<b>Totals</b>	<b>29</b>	<b>17</b>	<b>41</b>	<b>86</b>

1989 NIT THIRD PLACE GAME  
New York, N.Y. | March 29, 1989 | Att: 3,327

UAB 78, Michigan State 76 (OT)									
MSU	FG	FT	RB	TP	UAB	FG	FT	RB	TP
Redfield	1	3	7	5	Howard	0	3	9	3
Wolfe	0	0	2	0	Turner	12	2	4	26
Steigenga	4	2	1	10	Ogg	4	0	9	8
Montgomery	2	0	4	10	Bearden	9	0	1	26
Smith	9	2	4	20	Kennedy	4	3	4	14
Hickman	1	2	7	4	Kramer	0	1	2	0
Manns	11	2	3	29	Smith	0	0	0	0
Casler	1	0	0	2	Rembert	0	0	2	0
Sekal	0	0	0	2	Lewis	0	0	1	0
<b>Totals</b>	<b>29</b>	<b>13</b>	<b>35</b>	<b>76</b>	<b>Totals</b>	<b>29</b>	<b>9</b>	<b>37</b>	<b>78</b>

1998 NIT SECOND ROUND  
Minneapolis, Minn. | March 16, 1998 | Att: 14,045

Minnesota 79, UAB 66									
UAB	FG	FT	RB	TP	Minnesota	FG	FT	RB	TP
Cobb	4	4	3	15	Jacobson	4	4	7	13
Williams	5	1	4	11	Lewis	8	4	7	21
Brown	2	3	7	7	Sander	2	0	3	4
Ward	2	0	4	4	Clark	4	5	2	17
Dixon	2	2	1	6	Harris	4	7	2	16
Bass	2	0	2	4	Nathaniel	0	0	0	0
Materic	1	0	0	3	Schoenrock	0	0	0	0
Ransom	3	0	1	8	Stanford, Ja.	2	2	2	6
Jackson	4	0	6	8	Stanford, Je.	0	0	0	0
					Larver	0	2	4	2
<b>Totals</b>	<b>25</b>	<b>10</b>	<b>28</b>	<b>66</b>	<b>Totals</b>	<b>24</b>	<b>24</b>	<b>29</b>	<b>79</b>

2003 NIT FIRST ROUND  
Birmingham, Ala. | March 19, 2003 | Att: 5,343

		UAB 82, Louisiana-Lafayette 80							
UAB	FG	FT	RB	TP	ULL	FG	FT	RB	TP
Kennedy	6	0	5	19	Kandji	0	0	2	0
Eddins	3	0	4	7	Boyd	8	5	3	26
Ball	3	2	8	8	Lawrence	1	1	1	3
Bush	6	2	8	15	Bridges	4	2	5	11
Finley	5	4	4	17	Johnson	8	2	10	18
Broom	1	0	1	3	Landry	0	0	0	0
Johnson	0	0	0	0	Cameron	0	0	0	0
Jones	1	3	3	6	Washington	1	0	5	2
Davis	0	0	0	0	Williams	5	0	4	10
Tobias	3	1	5	7	Southall	3	4	5	10
<b>Totals</b>	<b>28</b>	<b>19</b>	<b>40</b>	<b>82</b>	<b>Totals</b>	<b>30</b>	<b>14</b>	<b>40</b>	<b>80</b>

2010 NIT FIRST ROUND  
Birmingham, Ala. | March 16, 2010 | Att: 3,081

		UAB 65, Coastal Carolina 49							
UAB	FG	FT	RB	TP	CCU	FG	FT	RB	TP
Soko	0	0	5	0	Harris	2	2	5	6
Crawford	4	4	3	12	McLaurin	1	1	4	3
Johnson	3	3	2	9	Johnson	0	0	0	0
Sanders	3	0	5	9	Edwards	4	0	2	9
Millsap	6	3	11	15	Greenwood	2	2	2	6
Cooper	2	4	1	8	Nieman	4	0	3	12
Fields	2	1	3	5	Moore	0	0	0	0
Drake	2	2	9	7	Evans	0	0	0	0
					Gray	5	0	4	12
					Pack	0	1	1	1
<b>Totals</b>	<b>22</b>	<b>17</b>	<b>41</b>	<b>65</b>	<b>Totals</b>	<b>18</b>	<b>6</b>	<b>25</b>	<b>49</b>

2003 NIT SECOND ROUND  
Albany, N.Y. | March 25, 2003 | Att: 7,230

		UAB 80, Siena 71							
UAB	FG	FT	RB	TP	Siena	FG	FT	RB	TP
Kennedy	7	0	12	14	Jordan	5	0	7	12
Eddins	8	3	8	19	Haddix	8	0	4	16
Ball	5	0	5	12	Miller	3	0	8	6
Finley	4	2	6	13	Mitchell	5	0	4	12
Bush	6	2	8	15	Karangwa	2	4	6	9
Broom	0	0	0	0	Jackson	0	0	0	0
Cobb	0	0	0	0	Andrews	3	1	1	8
Johnson	0	0	1	0	Williams	2	0	3	4
Jones	1	0	0	2	Snlezvk	1	2	6	4
Tobias	1	1	1	3					
<b>Totals</b>	<b>32</b>	<b>8</b>	<b>44</b>	<b>80</b>	<b>Totals</b>	<b>29</b>	<b>7</b>	<b>42</b>	<b>71</b>

2010 NIT SECOND ROUND  
Birmingham, Ala. | March 20, 2010 | Att: 4,096

		UAB 72, NC State 52							
UAB	FG	FT	RB	TP	NC State	FG	FT	RB	TP
Crawford	5	3	4	13	Scott	2	0	3	5
Cooper	4	0	2	8	Horner	7	8	8	23
Johnson	0	7	6	7	Smith	3	0	3	6
Sanders	3	0	6	6	Gonzalez	1	0	2	2
Millsap	11	5	15	27	Oegand	1	0	2	2
Fields	1	1	0	4	Howell	0	2	4	4
Drake	2	2	3	7	Painter	0	0	0	0
					Williams	2	1	3	4
					Mays	2	1	2	6
					Thomas	0	0	1	0
<b>Totals</b>	<b>26</b>	<b>18</b>	<b>38</b>	<b>72</b>	<b>Totals</b>	<b>19</b>	<b>11</b>	<b>33</b>	<b>52</b>

2003 NIT QUARTERFINALS  
Jamaica, N.Y. | March 27, 2003 | Att: 3,227

		UAB 71, St. John's 79							
UAB	FG	FT	RB	TP	St. John's	FG	FT	RB	TP
Kennedy	2	0	4	4	Glover	7	2	1	16
Eddins	3	1	3	7	Cuffe	3	4	9	10
Ball	2	0	6	5	Reynolds	5	4	14	14
Bush	10	1	3	23	Hatten	5	4	6	15
Finley	8	5	5	25	Ingram	0	7	3	7
Broom	0	2	0	2	Doyle	1	0	4	2
Cobb	0	0	0	0	Keita	0	2	11	2
Johnson	0	0	0	0	King	2	0	2	4
Jones	2	1	2	5	Scheiman	0	0	0	0
Davis	0	0	0	0	Shaw	3	2	1	9
Tobias	0	0	1	0					
<b>Totals</b>	<b>27</b>	<b>10</b>	<b>26</b>	<b>71</b>	<b>Totals</b>	<b>26</b>	<b>25</b>	<b>51</b>	<b>79</b>

2010 NIT QUARTERFINALS  
Birmingham, Ala. | March 23, 2010 | Att: 8,889

		UAB 55, North Carolina 60							
UAB	FG	FT	RB	TP	UNC	FG	FT	RB	TP
Crawford	1	3	7	5	Thompson	6	2	12	14
Cooper	0	3	5	3	Henson	7	0	3	14
Johnson	0	2	2	2	Ginyard	2	4	3	9
Sanders	4	5	3	17	Drew II	3	3	7	11
Millsap	7	4	7	18	Graves	0	0	3	0
Fields	2	0	3	5	Strickland	3	2	2	8
Soko	0	0	4	0	McDonald	0	0	0	0
Drake	1	2	5	5	Wear	1	0	0	2
					Zeller	0	2	7	2
<b>Totals</b>	<b>15</b>	<b>19</b>	<b>38</b>	<b>55</b>	<b>Totals</b>	<b>22</b>	<b>13</b>	<b>40</b>	<b>60</b>

2008 NIT FIRST ROUND  
Richmond, Va. | March 19, 2008 | Att: 4,103

		UAB 80, VCU 77							
UAB	FG	FT	RB	TP	VCU	FG	FT	RB	TP
Mayfield	2	0	5	4	Sanders	2	2	3	6
Huffman	10	1	9	21	Gwynn	1	0	5	2
Johnson	3	4	3	12	Maynor	8	5	4	22
Vaden	6	2	2	16	Rodriguez	5	1	1	5
Toney	2	2	4	6	Shuler	6	6	5	0
Berrios	0	1	1	5	Fameni	0	0	0	0
Holmes	0	1	0	1	Rozzell	1	0	2	3
Kinnard	2	8	8	13	Pishchalnikov	5	2	3	16
Davis, Jr.	0	0	0	0	Kearse	0	0	0	0
Crawford	0	2	1	2	Brown	0	0	0	0
					Nixon	0	0	0	0
<b>Totals</b>	<b>26</b>	<b>22</b>	<b>36</b>	<b>80</b>	<b>Totals</b>	<b>25</b>	<b>15</b>	<b>35</b>	<b>77</b>

2016 NIT FIRST ROUND  
Provo, Utah | March 16, 2016 | Att: 8,420

		UAB 79, BYU 79							
UAB	FG	FT	RB	TP	BYU	FG	FT	RB	TP
Baxter	3	1	0	4	Fischer	10	0	6	27
Norton	2	0	0	7	Emery	9	1	4	22
Cokley	5	3	7	13	Collinsworth	8	3	10	15
Brown	8	8	4	29	Davis	4	2	5	11
Lee	3	0	2	7	Kaufusi	2	2	5	6
Watts	1	0	0	2	Seljaas	3	0	3	8
Williams	3	1	3	10	Guinn	0	0	0	0
Mehinti	0	0	4	0	Chatman	0	0	1	0
Madison	0	0	0	0	Shaw	0	0	0	0
Smallwood	0	0	0	0	Austin	2	0	0	4
Sullivan	2	2	5	6	Hartsock	0	0	1	0
Love	0	0	0	0	Aytes	0	0	0	0
<b>Totals</b>	<b>26</b>	<b>15</b>	<b>25</b>	<b>79</b>	<b>Totals</b>	<b>38</b>	<b>8</b>	<b>35</b>	<b>97</b>

2008 NIT SECOND ROUND  
Blacksburg, Va. | March 24, 2008 | Att: 9,757

		UAB 49, Virginia Tech 75							
UAB	FG	FT	RB	TP	VT	FG	FT	RB	TP
Mayfield	2	0	2	4	Allen	3	0	6	6
Huffman	5	0	10	10	Witcher	2	1	6	5
Johnson	3	1	1	7	Vassallo	6	2	2	18
Vaden	3	2	5	9	Washington	6	2	6	16
Toney	2	0	2	5	Delaney	6	2	3	17
Berrios	1	0	1	3	Bell	0	0	1	0
Holmes	1	0	0	2	Hudson	0	0	0	0
Kinnard	3	1	6	7	Amalfie	0	0	0	0
Davis, Jr.	0	0	0	0	Iravis	0	1	3	1
Crawford	1	0	3	2	Thorns	0	2	2	2
Sarikopoulos	0	0	1	0	Vinson	0	2	1	2
Debnam	0	0	0	0	Thompson	4	0	7	8
					Diakite	0	0	0	0
<b>Totals</b>	<b>21</b>	<b>4</b>	<b>38</b>	<b>49</b>	<b>Totals</b>	<b>27</b>	<b>12</b>	<b>40</b>	<b>75</b>

2023 NIT FIRST ROUND  
Birmingham, Ala. | March 14, 2023 | Att: 2,237

		UAB 88, Southern Miss 60							
UAB	FG	FT	RB	TP	USM	FG	FT	RB	TP
Butten	11	7	12	26	Harris	3	0	9	6
Jemison	7	0	6	14	Finckney	5	4	2	15
Lovan	2	2	3	6	Haase	4	1	4	7
Gaines	2	1	5	5	Crowley	4	2	4	13
Walker	4	5	2	16	Arnold	0	0	3	0
T. Brewer	2	0	5	4	Ivory	3	0	1	6
L. Brewer	4	0	6	10	Morman	0	0	3	0
Davis	0	2	1	2	Aguirre	4	2	0	13
Toney	1	0	3	5	Peroz	0	0	0	0
Johnson	1	0	1	3	Armstrong	0	0	0	0
Coleman	0	0	0	0	Alfonso	0	0	0	0
Sigmon	0	0	0	0	Ryder	0	0	0	0
Donohoo	0	0	0	0					
<b>Totals</b>	<b>34</b>	<b>13</b>	<b>48</b>	<b>88</b>	<b>Totals</b>	<b>22</b>	<b>8</b>	<b></b>	

2023 NIT THIRD ROUND  
Nashville, Tenn. | March 22, 2023 | Att: 10,258

UAB 67, Vanderbilt 59												
UAB	FG	FT	RB	TP	VU	FG	FT	RB	TP			
Buffen	2	3	5	8	Smith	0	0	6	4	0	0	0
T. Brewer	1	0	5	2	Millora-Brown	2	0	7	8	4	0	0
Jemison	1	1	12	7	Lawrence	2	0	8	7	6	0	0
Lovan	1	7	2	5	Wright	0	0	8	1	15	0	0
Walker	1	6	7	21	Maqon	0	0	1	1	15	0	0
L. Brewer	0	0	1	0	Thomas	1	0	3	3	3	0	0
Davis	0	0	3	0	Dia	1	2	3	1	5	0	0
Gaines	5	4	7	14	Ansorg	3	1	0	9	6	0	0
Toney	0	0	0	0	Lewis	3	0	0	0	3	0	0
Johnson	0	0	0	0								
<b>Totals</b>	<b>24</b>	<b>17</b>	<b>47</b>	<b>67</b>	<b>Totals</b>	<b>25</b>	<b>1</b>	<b>46</b>	<b>59</b>			

UAB (24-12,13-5 AAC) -vs- Santa Clara (21-13,12-6 WCC)  
03/23/25 at Levey Center, Santa Clara, CA

Date: 03/23/25					Score By Period							
Time: 6:00 PM												
Attendance: 742												
Site: Levey Center, Santa Clara, CA												
Referees: Michael Mojica, Ben Cartmell, Ray Ames												
UAB	1	2	51	88	UAB	37	51	88				
Santa Clara	44	40	84									

#	Player	GS	MIN	FG	3PT	FT	ORB-DRB	REB	PF	A	TO	BLK	STL	PTS
03	Lendeborg,Yaxel	*	37	7-16	1-1	7-7	1-10	11	2	7	0	2	3	22
04	Coleman,Christian	*	30	8-11	0-0	5-7	3-3	6	2	2	0	0	2	21
02	McGhee,Ja'Borri	*	24	3-7	3-5	3-6	0-4	4	4	7	0	0	0	12
10	Vasquez,Alejandro	*	23	4-11	3-6	0-0	0-3	3	3	0	1	0	0	11
06	Toney,Tony	*	26	1-5	0-3	0-0	0-1	1	2	2	1	0	0	2
08	Johnson,Efrem		28	3-9	2-4	0-0	0-1	1	1	1	2	0	1	8
05	Moore,Tyren		19	2-6	2-5	0-0	0-2	2	1	1	0	0	0	6
22	Ezewiro,Bradley		12	1-2	0-0	4-6	2-0	2	0	0	0	1	1	6
07	Hargrove,Marquis		1	0-0	0-0	0-0	0-0	0	0	0	0	0	0	0
TM TEAM			0	0-0	0-0	0-0	2-2	4	0	0	0	0	0	0
<b>Totals</b>			<b>- 200</b>	<b>29-67</b>	<b>11-24</b>	<b>19-26</b>	<b>8-26</b>	<b>34</b>	<b>15</b>	<b>20</b>	<b>4</b>	<b>3</b>	<b>8</b>	<b>88</b>

Team Summary	FG	3PT	FT
First Half	12-34 35.29 %	5-12 41.67 %	8-12 66.67 %
Second Half	12-33 51.52 %	6-12 50.00 %	11-14 78.57 %
<b>Total</b>	<b>24-67 43.3 %</b>	<b>11-24 45.8 %</b>	<b>19-26 73.1 %</b>

Technical Fouls: none  
Lead Changed: 2 times(s)  
Second Chance Points: 14  
Points off Turnovers: 18  
Scores Tied: 4 times(s)  
Bench Points: 20  
Points in the Paint: 28  
Largest Lead: 0 0  
Fast Break Points: 23

Santa Clara 84														
#	Player	GS	MIN	FG	3PT	FT	ORB-DRB	REB	PF	A	TO	BLK	STL	PTS
10	Stewart,Carlos	*	30	6-14	4-8	3-4	1-2	3	2	2	2	0	1	19
13	Tilly,Christoph	*	24	8-12	0-0	1-2	5-7	12	4	4	0	0	0	17
01	Bryan,Tyreece	*	35	5-12	2-6	2-4	0-4	4	0	4	1	0	0	14
08	Mahi,Elijah	*	35	4-10	1-5	0-0	0-7	7	1	7	1	0	0	9
14	O'Neill,Johnny	*	15	2-6	2-5	0-0	1-3	4	5	1	2	1	0	6
21	Tongue,Cameron		14	3-6	0-0	2-3	0-3	3	1	1	1	0	0	8
00	Knapper,Brenton		20	3-4	0-1	0-0	0-3	3	0	4	3	0	1	6
12	Oboye,Bukky		2	1-1	0-0	1-1	1-1	2	0	0	0	0	0	3
44	Ensminger,Jake		25	1-3	0-0	0-0	3-3	6	4	0	1	0	0	2
TM TEAM			0	0-0	0-0	0-0	1-0	1	0	0	0	0	0	0
<b>Totals</b>			<b>- 200</b>	<b>33-68</b>	<b>9-25</b>	<b>9-14</b>	<b>12-33</b>	<b>45</b>	<b>17</b>	<b>23</b>	<b>11</b>	<b>1</b>	<b>2</b>	<b>84</b>

Team Summary	FG	3PT	FT
First Half	16-35 45.71 %	5-14 35.71 %	7-10 70.00 %
Second Half	17-33 51.52 %	4-11 36.36 %	2-4 50.00 %
<b>Total</b>	<b>33-68 48.5 %</b>	<b>9-25 36.0 %</b>	<b>9-14 64.3 %</b>

Technical Fouls: none  
Lead Changed: 2 times(s)  
Second Chance Points: 11  
Points off Turnovers: 6  
Scores Tied: 4 times(s)  
Bench Points: 19  
Points in the Paint: 48  
Largest Lead: 0 0  
Fast Break Points: 14

2023 NIT SEMIFINALS  
Las Vegas, Nev. | March 28, 2023 | Att: 2,931

UAB 88, Utah Valley 86 (OT)												
UAB	FG	FT	RB	TP	UVU	FG	FT	RB	TP			
Buffen	2	2	6	6	Fuller	6	2	8	14			
T. Brewer	13	0	12	30	Bandaogo	5	3	16	14			
Jemison	3	0	7	6	Harmon	6	3	4	16			
Lovan	4	4	7	6	Darthard	4	2	4	12			
Walker	5	6	9	17	Woodbury	5	6	12	16			
Davis	3	9	3	7	Nield	3	1	1	3			
Gaines	5	2	3	13	Potter	5	1	4	7			
Toney	2	0	3	5	Small	1	2	0	4			
L. Brewer	0	0	1	0								
<b>Totals</b>	<b>32</b>	<b>17</b>	<b>48</b>	<b>88</b>	<b>Totals</b>	<b>31</b>	<b>19</b>	<b>50</b>	<b>86</b>			

2023 NIT CHAMPIONSHIP  
Las Vegas, Nev. | March 30, 2023 | Att: 1,290

North Texas 68, UAB 61												
UAB	FG	FT	RB	TP	UNT	FG	FT	RB	TP			
Buffen	3	3	7	11	Scott	6	2	7	10			
T. Brewer	0	2	4	2	Sissoko	3	0	9	6			
Jemison	1	4	7	6	Perry	7	1	1	20			
Lovan	3	2	4	8	Huntsberry	4	3	5	21			
Walker	6	6	0	21	Jones	1	0	0	4			
Davis	2	3	1	4	Eady	0	0	2	1			
Gaines	1	0	1	4	Stone	0	0	1	0			
Toney	0	0	2	0	Martinez	1	0	1	2			
L. Brewer	0	2	1	2								
<b>Totals</b>	<b>16</b>	<b>24</b>	<b>30</b>	<b>61</b>	<b>Totals</b>	<b>26</b>	<b>10</b>	<b>36</b>	<b>68</b>			

Date: 03/26/25					Score By Period				
Time: 6:00 PM									
Attendance: 1,378									
Site: Bren Events Center, Irvine, CA									
Referees: Justin Shamion, James Ford, DG Nelson									
UAB	36	33	8	77	UC Irvine	31	38	12	81

#	Player	GS	MIN	FG	3PT	FT	ORB-DRB	REB	PF	A	TO	BLK	STL	PTS
04	Coleman,Christian	*	38	9-18	0-0	3-3	4-10	14	2	2	3	1	0	21
10	Vasquez,Alejandro	*	33	4-8	0-2	6-6	0-3	3	5	2	0	0	0	14
03	Lendeborg,Yaxel	*	44	5-13	1-2	2-3	2-15	17	4	4	4	0	1	13
02	McGhee,Ja'Borri	*	35	5-12	0-4	2-2	1-2	3	4	2	1	0	0	12
06	Toney,Tony	*	22	0-4	0-4	0-0	0-2	2	0	0	1	1	0	0
08	Johnson,Efrem		32	3-9	1-5	0-0	1-1	2	1	3	0	0	1	7
05	Moore,Tyren		13	2-4	2-3	0-0	0-0	0	1	1	1	0	0	6
22	Ezewiro,Bradley		8	2-6	0-0	0-0	2-3	5	1	1	1	0	0	4
TM TEAM			0	0-0	0-0	0-0	0-1	1	0	0	0	0	0	0
<b>Totals</b>			<b>- 225</b>	<b>30-74</b>	<b>4-20</b>	<b>13-14</b>	<b>10-37</b>	<b>47</b>	<b>18</b>	<b>15</b>	<b>11</b>	<b>2</b>	<b>5</b>	<b>77</b>

Team Summary	FG	3PT	FT
First Half	15-37 40.54 %	3-11 27.27 %	3-3 100.00 %
Second Half	12-28 42.86 %	1-8 12.50 %	8-8 100.00 %
OT 1	3-9 33.33 %	0-1 0.00 %	2-3 66.67 %
<b>Total</b>	<b>30-74 40.5 %</b>	<b>4-20 20.0 %</b>	<b>13-14 92.9 %</b>

Technical Fouls: none  
Lead Changed: 13 times(s)  
Second Chance Points: 6  
Points off Turnovers: 17  
Scores Tied: 8 times(s)  
Bench Points: 17  
Points in the Paint: 42  
Largest Lead: 0 0  
Fast Break Points: 15

UC Irvine 81														
#	Player	GS	MIN	FG	3PT	FT	ORB-DRB	REB	PF	A	TO	BLK	STL	PTS
11	Tillis,Devin	*	34	7-15	3-6	5-6	1-10	11	3	3	2	0	1	22
15	Leuchten,Bent	*	33	6-10	1-2	5-6	3-7	10	3	1	0	1	1	18
24	Dixon,Jurian	*	42	7-13	1-4	1-1	1-4	5	2	2	2	0	0	16
77	Che,Myles	*	35	4-13	3-4	2-4	0-5	5	3	5	3	0	0	13
02	Hohn,Justin	*	42	2-11	0-7	0-2	3-5	8	1	5	3	0	1	4
14	Evans,Kyle		12	3-4	0-0	2-2	1-0	1	1	0	1	3	0	8
01	Les,Torian		13	0-2	0-1	0-0	0-0	0	2	0	0	0	0	0
10	Ujalduphelle,Ofure		11	0-2	0-0	0-0	0-2	2	0	0	0	0	1	0
05	Egbo,Ben		3	0-0	0-0	0-0	0-0	0	0	0	0	0	0	0
TM TEAM			0	0-0	0-0	0-0	0-2	2	0	0	0	0	0	0
<b>Totals</b>			<b>- 225</b>	<b>29-70</b>	<b>8-24</b>	<b>15-21</b>	<b>9-35</b>	<b>44</b>	<b>15</b>	<b>16</b>	<b>11</b>	<b>4</b>	<b>4</b>	<b>81</b>

Team Summary	FG	3PT	FT
First Half	11-33 33.33 %	2-9 22.22 %	7-9 77.78 %
Second Half	15-32 46.88 %	5-14 35.71 %	3-5 60.00 %
OT 1	3-5 60.00 %	1-1 100.00 %	5-7 71.43 %
<b>Total</b>	<b>29-70 41.4 %</b>	<b>8-24 33.3 %</b>	<b>15-21 71.4 %</b>

Technical Fouls: none  
Lead Changed: 13 times(s)  
Second Chance Points: 8  
Points off Turnovers: 11  
Scores Tied: 8 times(s)  
Bench Points: 8  
Points in the Paint: 40  
Largest Lead: 0 0  
Fast Break Points: 13

UAB (23-12,13-5 AAC) -vs- Saint Joseph's (22-13,11-7 Atlantic 10)  
03/19/25 at Hagan Arena, Philadelphia, PA

Date: 03/19/25					Score By Period				
Time: 7:00 PM									
Attendance: 1,004									
Site: Hagan Arena, Philadelphia, PA									
Referees: Joe Switzer, Rob Riley, Wally Rutecki									
UAB	32	37	69	Saint Joseph's	33	32	65		

#	Player	GS	MIN	FG	3PT	FT	ORB-DRB	REB	PF	A	TO	BLK	STL	PTS
03	Lendeborg,Yaxel	*	38	5-16	1-2	5-8	5-12	17	3	7	2	3	16	
02	McGhee,Ja'Borri	*	30											

## A

Akabueze, Jude \_\_\_\_\_ Lagos, Nigeria (2019-20)  
 Albritton, Chris \_\_\_\_\_ Laurel, Miss. (1996-97)  
 Alihodzic, Fahro \_\_\_\_\_ Vlasenica, Bosnia (2012-2014)  
 Allen, Reginald \_\_\_\_\_ Alexander City, Ala. (1990-94)  
 Almquist, Tim \_\_\_\_\_ Forest Lake, Minn. (1978-81)  
 Anchrum, Norman \_\_\_\_\_ Birmingham, Ala. (1980-82)  
**Anderson, Dayjaun \_\_\_\_\_ Dayton, Ohio (2025-present)**  
 Ard, Jr., Terrell \_\_\_\_\_ Acworth, Ga. (2020-2021)  
 Armstrong, Bill \_\_\_\_\_ Oneonta, Ala. (1997-2001)  
 Arnold, P.J. \_\_\_\_\_ Memphis, Tenn. (2000-02)

## B

Bailey, Will \_\_\_\_\_ Chicago, Ill. (1995-97)  
 Baker, Bruce \_\_\_\_\_ Benton, Ill. (1984-88)  
 Ball, Sidney \_\_\_\_\_ Tuscaloosa, Ala. (1999-2004)  
 Bartow, Murry \_\_\_\_\_ Birmingham, Ala. (1980-85)  
 Bass, Leandrew \_\_\_\_\_ Birmingham, Ala. (1997-2001)  
 Batchelor, Eric \_\_\_\_\_ Memphis, Tenn. (2000-2002)  
 Baxter, Hakeem \_\_\_\_\_ Philadelphia, Pa. (2014-17)  
 Beard, Chance \_\_\_\_\_ Birmingham, Ala. (2024-2025)  
 Bearden, Barry \_\_\_\_\_ Birmingham, Ala. (1986-90)  
 Bearden, Jeremy \_\_\_\_\_ Brookside, Ala. (1993-96)  
 Benjamin, Jalen \_\_\_\_\_ Raleigh, N.C. (2019-2021)  
 Bentley, Derrick \_\_\_\_\_ Birmingham, Ala. (1978-79)  
 Berrios, Ed \_\_\_\_\_ Bronx, N.Y. (2007-09)  
 Bertram, Tyler \_\_\_\_\_ Cooperstown, N.Y. (2022-23)  
 Braden, Daryl \_\_\_\_\_ Memphis, Tenn. (1978-79)  
 Brewer, Ledarrius \_\_\_\_\_ Meridian, Miss. (2022-23)  
 Brewer, Ty \_\_\_\_\_ Meridian, Miss. (2022-23)  
 Brinson  
 Bristow, James \_\_\_\_\_ Montgomery, Ala. (1994-97)  
 Broom, Derrick \_\_\_\_\_ Cartersville, Ga. (2002-06)  
 Brown, Justin \_\_\_\_\_ Atlanta, Ga. (2021-22)  
 Brown, Dewayne \_\_\_\_\_ Bessemer, Ala. (1997-99)  
 Brown, Robert \_\_\_\_\_ Clermont, Fla. (2014-16)  
 Browning, Carlos \_\_\_\_\_ Selma, Ala. (1992-93)  
 Bryant, Zack \_\_\_\_\_ Hastings, Fla. (2017-20)  
 Buffen, KJ \_\_\_\_\_ Gainesville, Ga. (2021-23)  
 Bush, Eric \_\_\_\_\_ Anderson, Ind. (2001-03)  
 Butler, Will \_\_\_\_\_ St. Catharines, Jamaica (2018-20)  
 Bush, Leonard \_\_\_\_\_ Detroit, Mich. (1994-96)

## C

Calhoun, Jarvis \_\_\_\_\_ Trussville, Ala. (2014-15)  
 Campbell, Todd \_\_\_\_\_ Greenville, Ala. (1994-95)  
 Campbell, Will \_\_\_\_\_ Elmira, N.Y. (2000-02)  
**Carr, Lance \_\_\_\_\_ Dallas, Texas (2025-present)**  
 Carroll, Deandre \_\_\_\_\_ Birmingham, Ala. (2002-04)  
 Carson, Jason \_\_\_\_\_ Pinckneyville, Ill. (1987-88)

Chapman, Willie \_\_\_\_\_ Jackson, Ala. (1990-93)  
 Charles, Michael \_\_\_\_\_ Birmingham, Ala. (1984-88)  
**Chatman, Evan \_\_\_\_\_ Harker Heights, Texas (2025-present)**  
 Cobb, Damon \_\_\_\_\_ Evansville, Ind. (1995-99)  
 Cobb, Lee \_\_\_\_\_ Decatur, Ala. (2001-04)  
 Cokley, Chris \_\_\_\_\_ Savannah, Ga. (2014-18)  
 Coleman, Christian \_\_\_\_\_ Winnsboro, La. (2023-2025)  
 Coleman, Jon \_\_\_\_\_ Little Rock, Ark. (2019-24)  
 Collins, Denzell \_\_\_\_\_ Savannah, Ga. (2014-15)  
 Collins, Eddie \_\_\_\_\_ Marion Junction, Ala. (1984-88)  
 Collins, Jeffrey \_\_\_\_\_ Birmingham, Ala. (2001-03)  
 Cooper, Kenneth \_\_\_\_\_ Monroe, La. (2009-10)  
 Crawford, Howard \_\_\_\_\_ Eutaw, Ala. (2006-10)  
 Criswell, Anthony \_\_\_\_\_ Oklahoma City, Okla. (2010-11)

## D

Darling, Nate \_\_\_\_\_ Halifax, Nova Scotia (2016-18)  
**Das Chagas, Joao \_\_\_\_\_ Niquelandia, Brazil (2025-present)**  
 Davis, Cedric \_\_\_\_\_ Dayton, Ohio (2001-03)  
 Davis Jr., Mike \_\_\_\_\_ Bloomington, Ind. (2006-09)  
 Davis, Javian \_\_\_\_\_ Canton, Miss. (2022-24)  
 Davis, Reed \_\_\_\_\_ Birmingham, Ala. (2002-06)  
 Delaney III, Paul \_\_\_\_\_ Chamblee, Ga. (2004-09)  
 Devaughn, William \_\_\_\_\_ Birmingham, Ala. (1989-90)  
 Diedhiou, AD \_\_\_\_\_ Dakar, Senegal (2021-22)  
 Dixon, Cedric \_\_\_\_\_ Selma, Ala. (1994-98)  
 Donohoo, Ryan \_\_\_\_\_ Birmingham, Ala. (2021-2025)  
 Dortch, Taurus \_\_\_\_\_ Birmingham, Ala. (2006-07)  
 Drake, George \_\_\_\_\_ Calera, Ala. (2009-10)  
 Drum, Lex \_\_\_\_\_ Poplar Bluff, Mo. (1981-83)  
 Dunning Jr., Barry \_\_\_\_\_ Mobile, Ala. (2023-24)

## E

Eddins, Demario \_\_\_\_\_ Chicago, Ill. (2002-06)  
 Edmonds, Greg \_\_\_\_\_ Grant, Ala. (1991-92)  
 Ertel, Michael \_\_\_\_\_ Indianapolis, Ind. (2020-22)  
 Evans, Cedric \_\_\_\_\_ Fort Pierce, Fla. (1984-88)  
 Ezewiro, Bradley \_\_\_\_\_ Torrance, Calif. (2024-2025)

## F

Fields, Dexter \_\_\_\_\_ Orlando, Fla. (2009-11)  
 Finley, Morris \_\_\_\_\_ Lafayette, Ala. (1999-2004)  
 Foster, Luellen \_\_\_\_\_ Birmingham, Ala. (1980-84)  
 Foster, Russell \_\_\_\_\_ Hapeville, Ga. (1980-81)  
 Foster, Tracy \_\_\_\_\_ Fort Wayne, Ind. (1984-87)  
 Frazier, Chad \_\_\_\_\_ Charlotte, N.C. (2013-14)  
 Frericks, Tom \_\_\_\_\_ Bowling Green, Ky. (2000-01)

## G

Gaines, Eric \_\_\_\_\_ Lithonia, Ga. (2022-24)

Gause, Raymond \_\_\_\_\_ Memphis, Tenn. (1978-83)  
 Gibbs, Maurice \_\_\_\_\_ Carbondale, Ill. (2005-07)  
 Giles, Chris \_\_\_\_\_ Birmingham, Ala. (1979-82)  
**Gooch, Ari \_\_\_\_\_ Minneapolis, Minn. (2025-present)**  
 Gordon, Anthony \_\_\_\_\_ Memphis, Tenn. (1982-86)  
 Gordon, Greg \_\_\_\_\_ Chicago, Ill. (2024-Pres.)  
 Gordon, Rongie \_\_\_\_\_ Montgomery, Ala. (2020-23)  
 Gueye, Makhtar \_\_\_\_\_ Rufisque, Senegal (2017-20)

## H

Harper, Travis \_\_\_\_\_ Columbus, Ga. (1992-95)  
 Hamga, Beas \_\_\_\_\_ Douala, Cameroon (2010-12)  
 Hargrove, Marquis \_\_\_\_\_ Sacramento, Calif. (2023-2025)  
 Haywood, Frank \_\_\_\_\_ Birmingham, Ala. (1990-94)  
**Holloway, Justin \_\_\_\_\_ Opelika, Ala. (2025-present)**  
 Holmes, Eric \_\_\_\_\_ Pasadena, Calif. (1998-2000)  
 Holmes, Frank \_\_\_\_\_ Somerville, Tenn. (2004-08)  
 Howard, Dylan \_\_\_\_\_ Fort Wayne, Ind. (1985-89)  
 Huffman, Reggie \_\_\_\_\_ Birmingham, Ala. (2007-08)  
 Hurtado, Luis \_\_\_\_\_ Merida, Venezuela (2017-20)

## I

Ike, Earl \_\_\_\_\_ Tuscaloosa, Ala. (1996-97)

## J

Jackson, Antonio \_\_\_\_\_ Aliceville, Ala. (1997-99)  
 Jackson, Corey \_\_\_\_\_ Auburn, Ala. (1991-94)  
 Jackson, Quan \_\_\_\_\_ Tallahassee, Fla. (2020-22)  
 Jackson, Stanley \_\_\_\_\_ Valley, Ala. (1989-93)  
 James, Danny \_\_\_\_\_ Harvey, Ill. (1987-88)  
 Jeffries, Koby \_\_\_\_\_ Olive Branch, Miss. (2019-2021)  
 Jemison, Trey \_\_\_\_\_ Birmingham, Ala. (2020-23)  
 Johnson, Aaron \_\_\_\_\_ Chicago, Ill. (2007-11)  
 Johnson, Archie \_\_\_\_\_ Memphis, Tenn. (1983-86)  
 Johnson, Efrem "Butta" \_\_\_\_\_ Huntsville, Ala. (2022-2024)  
 Johnson, Jamal \_\_\_\_\_ Birmingham, Ala. (2021-22)  
 Johnson, Squeaky \_\_\_\_\_ New Orleans, La. (2003-06)  
 Johnson, Marvin Ray \_\_\_\_\_ Birmingham, Ala. (1981-85)  
 Johnson, Tony \_\_\_\_\_ Morganfield, Ky. (1999-2004)  
 Jones, Chad \_\_\_\_\_ Birmingham, Ala. (1993-97)  
 Jones, Eugene \_\_\_\_\_ Bessemer, Ala. (1982-84)  
 Jones, George \_\_\_\_\_ Memphis, Tenn. (1978-80)  
 Jones, Isiah \_\_\_\_\_ Pulaski, Ill. (2012-13)  
 Jones, Mike \_\_\_\_\_ Nashville, Tenn. (2007-08, 2010-11)  
 Jones, Richard \_\_\_\_\_ Oklahoma City, Okla. (2002-06)  
 Jones, Terence \_\_\_\_\_ Baltimore, Md. (2012-13)

## K

**Kahn, Joey \_\_\_\_\_ Mobile, Ala. (2024-Pres.)**  
 Kennedy, Andy \_\_\_\_\_ Louisville, Miss. (1988-91)

Kennedy, Gabe \_\_\_\_\_ Camden, Ala. (2002-04)  
 Kennedy Jr., Reginald \_\_\_\_\_ Fayetteville, Ga. (2024-2025)  
 Kimbrough, Mark \_\_\_\_\_ Dawson, Ga. (1999-2000)  
 Kinnard, Lawrence \_\_\_\_\_ Memphis, Tenn. (2005-09)  
 Kirkland, Simeon \_\_\_\_\_ Ocala, Fla. (2020-21)  
 Kramer, Jack \_\_\_\_\_ Quincy, Ill. (1988-91)

## L

Lane, Craig \_\_\_\_\_ Quincy, Fla. (1980-82)  
 LeBlanc, Sr., Josh \_\_\_\_\_ Baton Rouge, La. (2021-22)  
 Lee, Chris \_\_\_\_\_ Memphis, Tenn. (1994-97)  
 Lee, William \_\_\_\_\_ Selma, Ala. (2014-18)  
 Leet, Greg \_\_\_\_\_ Flat River, Mo. (1978-80)  
 Lendeborg, Yaxel \_\_\_\_\_ Pennsauken, N.J. (2023-2025)  
 Lewis, Hal \_\_\_\_\_ Eufaula, Ala. (1996-97)  
 Lewis, Marques \_\_\_\_\_ Milwaukee, Wisc. (2003-05)  
 Lewis, Tony \_\_\_\_\_ Memphis, Tenn. (1988-89)  
**Lindsay-Martin, KyeRon \_\_\_\_\_ Denton, Texas (2025-present)**  
 Little, Ernest \_\_\_\_\_ Monroeville, Ala. (2003-05)  
 Locure, Tyreke \_\_\_\_\_ New Orleans, La. (2021-22)  
**London, Salim \_\_\_\_\_ Hoover, Ala. (2025-present)**  
 Long, Carter \_\_\_\_\_ Winfield, Ala. (1990-94)  
 Lovan, Tavin \_\_\_\_\_ Franklin, Ky. (2018-23)  
 Love, Lionel \_\_\_\_\_ Huntsville, Ala. (2014-16)

## M

Mabrey, Tony \_\_\_\_\_ Albertville, Ala. (1979-80)  
 Madison, Tyler \_\_\_\_\_ Columbiana, Ala. (2013-17)  
 Marcus, Glenn \_\_\_\_\_ Alabaster, Ala. (1979-81)  
 Marsh, Tyler \_\_\_\_\_ Miami, Fla. (2006-08)  
 Mayfield, Jeremy \_\_\_\_\_ Dallas, Texas (2006-08)  
 McCabe, Scott \_\_\_\_\_ Peoria, Ill. (1981-82)  
 McCammon, Bill \_\_\_\_\_ Palm Springs, Calif. (1978-81)  
 McCord, Keith \_\_\_\_\_ Birmingham, Ala. (1979-80)  
 McCoy, Anderson \_\_\_\_\_ Indianapolis, Ind. (2017-19)  
 McDonald, Marvett \_\_\_\_\_ Memphis, Tenn. (2004-06)  
 McGhee, Ja'Borri \_\_\_\_\_ McComb, Miss. (2024-2025)  
**McPherson, Quaran \_\_\_\_\_ Queens, N.Y. (2025-present)**  
 Mehinti, Tosin \_\_\_\_\_ Lithonia, Ga. (2013-17)  
**Meyer, Jacob \_\_\_\_\_ Covington, Ky. (2025-present)**  
 Millsap, Elijah \_\_\_\_\_ Grambling, La. (2009-10)  
 Mincy, Jerome \_\_\_\_\_ Memphis, Tenn. (1982-86)  
 Mitchell, Steve \_\_\_\_\_ Memphis, Tenn. (1982-86)  
 Mitchell, Willie \_\_\_\_\_ Detroit, Mich. (1997-99)  
 Moore, Cameron \_\_\_\_\_ San Antonio, Texas (2008-12)  
 Moore, Chico \_\_\_\_\_ Lafayette, Ala. (1999-2000)  
 Moore, Tyren \_\_\_\_\_ Louisville, Ky. (2024-2025)  
 Morris, Leon \_\_\_\_\_ Memphis, Tenn. (1978-81)  
 Moton, Karl \_\_\_\_\_ Stone Mountain, Ga. (2009-2014)  
 Mukubu, Wen \_\_\_\_\_ Miami, Fla. (2005-07)  
 Myles, Makhi \_\_\_\_\_ Starkville, Miss. (2024-2025)

## N

Nicholas, Jonath \_\_\_\_\_ Brooklyn, N.Y. (1980-82)  
 Nicholson, Kassim \_\_\_\_\_ Jackson, Miss (2019-2021)  
 Nikolic, Igor \_\_\_\_\_ Zemun, Serbia (1997-2001)  
 Norton, Nick \_\_\_\_\_ Bloomington, Ill. (2014-pres).

## O

Ogg, Alan \_\_\_\_\_ Mount Olive, Ala. (1986-90)  
 Okam, Felix \_\_\_\_\_ Onitsha, Nigeria (1996-99)  
 Ollie, Roderick \_\_\_\_\_ Gentry, Miss. (2005-06)  
 Ortiz, Daniel \_\_\_\_\_ Shreveport, La. (2023-24)  
 Owens, Doug \_\_\_\_\_ Plainfield, Ind. (1978-79)

## P

Pearson, Tamell \_\_\_\_\_ Chicago, Ill. (2018-20)  
 Perry, Jalen \_\_\_\_\_ Louisville, Ky. (2017-19)  
**Pittman, Jordan \_\_\_\_\_ Sanford, Fla. (2025-present)**  
 Ponder, James \_\_\_\_\_ College Park, Ga. (1983-87)  
 Pruitt, Cliff \_\_\_\_\_ Carson, Calif. (1982-83)  
 Purifoy, Preston \_\_\_\_\_ Conway, Ark. (2010-2014)

## R

Ralat, Antonio \_\_\_\_\_ San Juan, P.R. (2019-20)  
 Ransom, Myron \_\_\_\_\_ Birmingham, Ala. (1997-2000)  
 Reese, Jason \_\_\_\_\_ Birmingham, Ala. (2000-2001)  
 Rembert, Larry \_\_\_\_\_ Orrville, Ala. (1986-90)  
 Reynolds, Hunter \_\_\_\_\_ Knoxville, Tenn. (2017-18)  
 Richards, Tim \_\_\_\_\_ Los Angeles, Calif. (1980-82)  
 Rideau, Thaddeus \_\_\_\_\_ Port Arthur, Texas (2013-14)  
**Rivera, Daniel \_\_\_\_\_ San Juan, Puerto Rico (2025-present)**  
**Robinson, Ahmad \_\_\_\_\_ West Orange, N.J. (2025-present)**  
 Robinson, Oliver \_\_\_\_\_ Birmingham, Ala. (1978-82)  
 Rogers, Elbert \_\_\_\_\_ Pascagoula, Miss. (1988-92)  
 Rose, Stan \_\_\_\_\_ Leeds, Ala. (1990-91)  
 Rotegaard, Tobias \_\_\_\_\_ Kongsberg, Norway (2020-21)  
 Rucker, Rod \_\_\_\_\_ Elberton, Ga. (2012-2014)

## S

Sanders, Jamarr \_\_\_\_\_ Montgomery, Ala. (2009-11)  
 Sarikopoulos, Zisis \_\_\_\_\_ Athens, Greece (2007-08)  
 Satterfield, KJ \_\_\_\_\_ Bronx, N.Y. (2023-24)  
 Savovic, Predrag \_\_\_\_\_ Herceg Novi, Montenegro (1997-98)  
 Scales, Stan \_\_\_\_\_ Chicago, Ill. (1978-80)  
 Scotland-Williamson, Alexander \_\_\_\_\_ London, England (2011-13)  
 Scott-Grayson, Tyreek \_\_\_\_\_ Brick, N.J. (2018-2021)  
 Shannon, Robert \_\_\_\_\_ Jackson, Ga. (1992-94)  
 Sharpe, Walter \_\_\_\_\_ Birmingham, Ala. (2007-08)  
 Shaver, Will \_\_\_\_\_ Birmingham, Ala. (2023-2025)

Shears, Willie \_\_\_\_\_ Marion, Ala. (1991-92)  
 Sigmon, Seth \_\_\_\_\_ Houston, Texas (2022-24)  
 Simcik, Scott \_\_\_\_\_ Simi Valley, Calif. (1978-83)  
 Sippial, Joshua \_\_\_\_\_ Montgomery, Ala. (2018-20)  
 Simon, Ladrick \_\_\_\_\_ Brookhaven, Miss. (1999-2000)  
 Singleton, McKinley \_\_\_\_\_ Memphis, Tenn. (1982-84)  
 Smith, J.J. \_\_\_\_\_ Memphis, Tenn. (1988-89)  
 Soko, Ovie \_\_\_\_\_ London, England (2009-12)  
 Speer, Donnie \_\_\_\_\_ Sylacauga, Ala. (1978-82)  
 Spicer, Larry \_\_\_\_\_ Memphis, Tenn. (1978-80)  
 Sullivan, Lewis \_\_\_\_\_ Hazel Green, Ala. (2014-19)  
 Swing, Jordan \_\_\_\_\_ Birmingham, Ala. (2011-2014)

## T

Tate, Elijah \_\_\_\_\_ Baton Rouge, La. (2021-22)  
 Tatom, Brad \_\_\_\_\_ North Highlands, Calif. (1983-84)  
 Taylor, Donell \_\_\_\_\_ Montgomery, Ala. (2003-05)  
 Taylor, Quincy \_\_\_\_\_ Wichita, Kan. (2010-13)  
 Taylor, Ronell \_\_\_\_\_ Montgomery, Ala. (2003-05)  
 Thomas, Chris \_\_\_\_\_ Alabaster, Ala. (1986-87)  
 Thomas, Anthony \_\_\_\_\_ Birmingham, Ala. (1994-96)  
 Thrash, Clarence \_\_\_\_\_ Atlanta, Ga. (1991-94)  
 Tobias, Brandon \_\_\_\_\_ Ft. Lauderdale, Fla. (2002-06)  
 Toney, Channing \_\_\_\_\_ Snellville, Ga. (2007-09)  
 Toney, Tony \_\_\_\_\_ Huntsville, Ala. (2020-2025)  
 Turner, Doug \_\_\_\_\_ Knob Knoster, Mo. (1989-90)  
 Turner, Reginald \_\_\_\_\_ Birmingham, Ala. (1985-89)  
 Tyler, Jekore \_\_\_\_\_ Port Arthur, Texas (2011-13)

## U

Underwood, Derrick \_\_\_\_\_ Boaz, Ala. (1999-2000)

## V

Vaden, Robert \_\_\_\_\_ Indianapolis, Ind. (2007-09)  
 Vasquez, Alejandro \_\_\_\_\_ Queens, N.Y. (2023-2025)

## W

Walker, David \_\_\_\_\_ Springfield, Tenn. (1999-2001)  
 Walker, Jordan \_\_\_\_\_ Long Island, N.Y. (2021-23)  
 Ward, Torrey \_\_\_\_\_ Birmingham, Ala. (1996-2000)  
 Washington, C.J. \_\_\_\_\_ Augusta, Ga. (2013-15)  
 Watts, Denzell \_\_\_\_\_ Flint, Mich. (2013-17)  
**Westry, Chance \_\_\_\_\_ Harrisburg, Pa. (2025-present)**  
 Whitaker, K.C. \_\_\_\_\_ Ashburn, Va. (2011-12)  
 White, James \_\_\_\_\_ Conyers, Ga. (2023-24)  
 Wiksell, Larry \_\_\_\_\_ Newbury Park, Calif. (1986-88)  
 Wilkerson, George \_\_\_\_\_ Birmingham, Ala. (1989-94)  
 Williams, Carlos \_\_\_\_\_ Detroit, Mich. (1994-97)  
 Williams, Fred \_\_\_\_\_ Queens, N.Y. (1997-99)  
 Williams, Norman \_\_\_\_\_ Birmingham, Ala. (1995-97)

**Assistant Coaches**

Jimmy Armstrong	1986-88
Murry Bartow	1989-96
Turner Battle	2014-20
Matt Bowen	1999-2002
Oscar Catlin	1979-85
T.J. Cleveland	2004-06
Robert Corn	1979-89
<b>Ryan Cross</b>	<b>2020-present</b>
Kevin Devitt	2016-20
Tracy Dildy	2006-07
Bob Donewald	2007-08
Kris Dunn	1991-93
Scott Edgar	2002-05
Robert Ehsan	2012-16
Joe Evans	1987-96
Wes Flanigan	2008-10
Walt Fuller	2010-12
Larry Finch	1978-79
Chris Giles	1983-86; 2002-06
Mike Hanks	1987-88
Jim Harter	1989-91
Lee Hunt	1978-82
Dannton Jackson	2016-20
Mike Jaskulski	2010-12
Thomas Johnson	1998-2002
Andy Kennedy	1996-2001
Chris Long	2009-10
Ben Mandelbaum	2016-18
Donnie Marsh	2006-12
Tom Massimino	1986-87
Dusty May	2007-09
Kevin Missouri	2008-11
Dan Monson	1986-87
Jim Nelson	1978-80
Terry Parker	2020-23
Philip Pearson	2020-24
Howard Pride	2007-08
John Prince	1982-86; 1989-92
Scott Rigot	1996-99
Richie Riley	2012-2014
Kerry Rupp	2006-07
Tom Schubert	2001-2002
Robert Scott	1996-98
<b>Chris Shumate</b>	<b>2024-present</b>
Donnie Speer	1985-87
Bill Walker	1986-87
<b>Robert Williams</b>	<b>2023-present</b>
Jeff Wulbrun	2012-16
Matt Zimmerman	2002-06

Carter Heston ..... 2025-present