WE ARE
FLY FISHING
Christmas
USA
SPECIAL
COLORADO
28·152
COLORFUL
25·1616
License Plate Art
Cody Richardson
CHRISTMAS / USA SPECIAL 2022
DRAAD
THREAD FIL FADEN FILO TRÅD HILO NIT CHI
Michael Harmon
CHRISTMAS 2022 · COVER: MICHAEL HARMON

A

Christmas

special

CONTENTS

5 WELCOME

6 WHO WE WORKED WITH (WAFF)

15 WHO WE WORKED WITH (DRAAD)

32 WONDERFUL, WONDERFUL COPENHAGEN

35 CAPTAINS LOG

40 ALL I WANT FOR CHRISTMAS

45 CRAYFLIES

50 ARTIST BRENDON FINNORN

60 THE BEAUTY OF THE BROOK

70 FLY TALK

79 WHY FISHING

88 CATSKILL'S

95 CATSKILL FLY FISHING CENTER & MUSEUM

101 BROTHERS ON THE BROOK

Art Director
Peter Sikking

Editor:
Dr Henk Verhaar

Published by:
Peter Sikking

Photo frontpage WAFF:
Cody Richardson

Photo frontpage DRAAD:
Michael Harmon

Photo by Piet Sikking

CONTENTS

114 **MARK MCLOONE**

120 **BONEFISH, AN ADDICTION**

129 **LICENSE PLATE ART**

140 **FINDING PEACE IN FLY FISHING**

148 COFFEE WITH GREG

155 POP'S FLIES

161 FLY TYING MICHAEL HARMON

169 HOW TO...

175 STREAMERS

184 LEATHER ACCESSORIES

194 FLY FISHING CAMP

196 OUTDOOR MOM

203 WHY I TIE FLIES

210 DEAR APRIL

215 FOOTBALL & FLY TYING

221 TROUT

228 DANISH SALMON

229 BE SOCIAL / COPYRIGHT & NEXT ISSUE

Photo by Piet Sikking

Christmas 2022

2022 was a rough year for me. I lost someone very close to me which left me feeling completely devastated. And even though this wasn't my first loss, it was, in every facet, different than the ones before. Maybe because I am different than I was before, who knows.

It feels very strange to admit this, but this magazine is basically what kept me on my feet, more or less. Part of this is that I like to think I am loyal. I promised some people that I would make a few more issues, and I am a stickler for keeping promises. And part of it is that for me, fly fishing is so much more than fishing. Fly fishing is the only occupation, next to writing about it, where in I can find peace with the world and with myself. Not skydiving or driving a motorcycle (and god knows I love doing both), but just taking a fly rod from the rack, putting it in its tube - I keep my entire collection of them on the wall, ready at a moment's notice - knowing 'we' will soon be together on some river or lake, or on a seashore of my choice, really can keep me going.

I hope you had a better year than I did. I also hope that you still have a roof over your head, and some people you love under that same roof.
Wishing you not only a steady casting hand, a sharp eye and a bent rod, but first and foremost a good health.

And of course a merry Christmas and a happy new year.

Peter Sikking

Photo by Aart Jan van Mossel

all the best for 2023

WEAREFLYFISHING MAGAZINE 2022

WHO WE WORKED WITH

SPRING 2022

WE ARE FLY FISHING

edition 11 - SPRING

SPRING 2022

weareflyfishing.com

WIN A Geoff Anderson clothing package

Wild spring trout: Brandon Smart

DIY Oman: interview Ray Montoya

Spring on the Ain: Fred Revel

Artist: Junichi Nakane

Spring time in Sweden: Stefan Larsson

Frozen fingers: Elias Petur Vidfjord Thorarinsson

Early Spring in Northern England : Mat

SPRING 2022

WEAREFLYFISHING MAGAZINE

Brandon Smart

Spring fishing: the best reason for the best season

As a student of rivers, I was taught by them that not all trout are created equal. Discovering that many public rivers were stocked with these artificial creatures that nature would be ashamed to be held responsible for. And with that awareness came the urge read more...

Elias Petur Vidfjord Thorarinsson

Are frozen fingers really worth it

Many fly anglers look at Iceland with admiring eyes; with its gin clear rivers, midnight sun and alleged abundance of big fish exciting them the most. But be aware that it is not always sunshine and pure happiness. read more...

Frédéric Revel

The time of the Gammarus on the lower river Ain

The lower Ain, flowing across a plains area, is a very wide river, whose bed is frequently modified by floods. Large gravel pits follow one another, separated by sectors of riffles. The trout density is rather low but on the other hand, the average size of the fish is read more...

Jesper Lindquist Andersen

Fly fishing on Funen for coastal seatrout

Springtime is absolutely the best time to fish for seatrout on the Danish coast. The rising temperature makes not only the seatrout, but also the angler more active. Due to an excellent stock of seatrout, this can provide unforgettable fishing days in spring read more...

Junichi Nakane

Artist Junichi Nakane

I started fly fishing 42 years ago under the influence of my father. These days, I work as an freelance reporter for a fly fishing magazine, I also do graphic design work. I wrote a book on fly tying, for which I provided all content, text, photography, and design. read more...

Matthew Eastham

Spring in Northern England

It's early spring in Northern England, and the countryside has been teetering on the brink of the new season for a few weeks now, with cold days belonging to the last knockings of winter punctuated by brief moments of hope: the barely perceptible change in the quality of read more...

Stefan Larsson

Spring in Sweden

I was born and raised near the Österdalälven river in Sweden, and I've been fishing that river and its tributaries since I was a kid. One day my father put a fly rod in my little hand and I've kinda held on to it ever since. Today I own a fly shop and a guide service on read more...

Ray Montoya

An interview with...

My full name is Raymond Anthony Montoya. I am the oldest of four children. My father was in the US military, so we grew up in many locations. I started fishing with my brother when I was ten years old. We pretty much lived outdoors, from sunup to read more...

SALT ISSUE
FLEXI-STRIPPER
WE ARE
FLY FISHING
Chasing Scottish Silver
Allan Liddle
On the shores of th
Julian Martino
The Nubian Flats of So
Charlotte
Like father like s
Cornelis
edition 12 - SALT
SALT 2022
weareflyfishing.com

SALT 2022

WEAREFLYFISHING MAGAZINE

Charlie Hall

Hunting for silver in the Stockholm archipelago

The seatrout season runs from about October through May. The best period for catching seatrout with a fly rod is from November through April. This is the period with the coldest water; temperatures between 0 and 6 degrees. If during winter-time there are read more...

Allan Liddle

Chasing Scottish Saltwater Silver

Saltwater fishing for seagoing trout around Scotland is a pursuit that has been going on for a very long time, and Scotland was at one time considered a “Mecca” for this angling discipline.
Many books and magazine articles have been read more...

Charlotte Chilcott

The Nubian flats of Sudan

In 2013/2014 there were rumours that flats covered in triggerfish had been found in Sudan and that GTs and bluefin trevally hunted the pinnacles and edges. And because I like to turn rumours into facts, I packed a bag and took the first flight to Sudan. On my read more...

Julian Martino

Chubut, Patagonia, Argentina.

My name is Julian Martino and I was born in the city of Puerto Madryn, in the province of Chubut, Patagonia, Argentina.
I have been a nature lover for as long as I can remember. I fished, like all young children who are fortunate enough to read more...

Jan Kubala

Finally, The Maldives...

A trip to The Maldives had been on my bucket list for a very long time. And although I am not new to tropical saltwater fishing – I am fortunate enough to have fished for bonefish, permit, tarpon and other saltwater species before – this was to be the read more...

Kesley Callagher

My Californial obsession

Corbina fly-anglers are a different species. Mostly from Los Angeles, they will traverse the still empty labyrinth of freeways before dawn to go to a specific beach, stumble around in the dark through the sand, dodging last nights sleeping partygoers, to arrive at the shoreline read more...

Ole Temmel

Summer seatrout

If you look at the seatrout's summer menu, you will notice that it is very varied and abundant. During summer, life is raging and there are loads of baitfish, crustaceans, isopods and worms on the move in the shallow coastal waters. This of course also means that read more...

Roland Henrion

Artist and avid flyfisher

Artist, graphic designer and photographer by profession, born in Belgium, 1960. Passionate fly fisherman, in both fresh and saltwater. I studied art and design in Antwerp, married Sophie and lived in Montpellier (France) for nine years. Then we moved to read more...

Cornelis van Leeuwen

Like father like son

When I was a little lad, many of our family vacations were spent in Scandinavia. After many years then, an adult by now, I felt the urge, to revisit the holiday destinations of my youth. And after warming my fishing friends to this idea by promising them great catches of pollack and read more...

DRAAD MAGAZINE 2022

WHO WE WORKED WITH

SPRING ISSUE

SPRING 2022

DRAAD MAGAZINE

Christian Ziegler-Kirchermeier

Christopher Deen

Fulvio Oliva

Christian

I was six when my father gave me my first fishing rod. I can still hear his words, ‘go get some roaches son'. And so I did. It started off my interest in angling, and not long after that I was targeting carp and catfish and even managed to land some really big ones. From the age of read more...

Christopher

Christopher
It wasn’t until my early twenties that I picked up my first fly rod; but since then, there’s been no turning back. I kicked it into high gear and went straight into freak-fanatic mode, once I learned that I read more...

Fulvio

The wonderful valley where I live has inspired in me a passion about nature from early childhood. This also made me take up fishing at a very early age. I must have been no older than five when I first picked up a fishing rod, learning the basics read more...

Gianluca Capizzi

Gustavo Angel Lindblom

Guido Lauff

Gianluca

My name is Gianluca. I was born in Cortona, a small town in Tuscany. I set my first fly fishing steps in 1995 in a small stream that runs a few meters from my home. After several years of fly fishing I discovered fly tying and became even more passionate about fly fishing read more...

Gustavo

I started fishing as a young lad, at the age of 4. My father, as well as my grandfather, have been fishing fanatics for as long as I can remember, and they both took me on fishing trips in fresh, and in saltwater.
I fished for Drum fish on several coasts, for read more...

Guido

I have been fishing since I was 6 years old. For the last 8 or so years I have only fished with flies. Being part of nature is very important to me. You might say it is my therapy :)
Fly tying of course is part of this read more...

Morten Hansen

Morten

My name is Morten Hansen. A factory worker turned photographer, film-maker, youtuber and social media expert. All because of fly tying and fly fishing.
I´m 37 years old and have been in this game for only read more...

Jeffrey Cook

Jeffrey

My name is Jeffrey Cook. I am married to my beautiful wife Rhiannon, and I currently reside in Eagle, Idaho. I started fly fishing and tying when I was about 8 years old, learning the fundamentals at that early age. when I was 18, I was diagnosed with cancer, so I stopped tying read more...

Michal Wierzbicki

Michal

Fly fishing in early spring in Poland can be very challenging. The water is still very cold and usually not sufficiently clear. Under these conditions it can be very difficult to outsmart fish; any fish. I always recommend using streamers during those early-season days. Usually a read more...

Stanton Jack

Tomas Skoging

Özgür Işler

Stanton

Stanton Jack is a professional classical guitarist and head of the Guitar and Harp Department of the Vancouver Symphony Orchestra's School of Music.
An accomplished fly tyer, Stanton applies the same read more...

Tomas

At that time, it were just a couple of Streaking Caddises, E12s, Dyret, Superpuppas and a few scruffy looking Adamses, nothing fancy. But they all got me into great fish. I had a fantastic summer that year, up north in Sweden, with this basic box. Catching fish read more...

Özgür

My name is Özgür Işler and I'm 44 years old. I have been fishing, under the supervision of my best fishing buddy – my father, since I was a little boy.
Later in life, I discovered fly fishing, and fly tying, which read more...

Vladimir Glamocak

Vladimir

I live on the banks of the beautiful and mighty Danube river, where, as a young boy, I fell in love with fishing. Growing up I always looked for new challenges (in life as well as in fishing). Unfortunately there are no rapid and clear fly fishing streams where I live, so that read more...

MAYFLY ISSUE
DRAAD
THREAD FIL FADEN FILO TRÅD HILO NIT CHI
A WAFF PUBLISHING · MAY · 2022 · MAY FLY · CHRISTIAN KIRCHERMEIER
Christian Kirchermeier
DRAAD
THREAD FIL FADEN FILO TRÅD HILO NIT CHI
A WAFF PUBLISHING · MAY · 2022 · MAY FLY · EUGENE BOROVIN
Evgenii Borovin
DRAA
THREAD FIL FADEN FILO TRÅD HILO N
Fabien Moulin

MAYFLY 2022

DRAAD MAGAZINE

Christian Kirchermeier

Christopher Krysciak

Evgenii Borovin

Christian

When I was 13 years old I was introduced to fly fishing, and I was intrigued from my very first casts. I really fell in love with this elegant way of catching a fish. Since then the desire to grow as a fly angler has dictated most of my spare time read more...

Christopher

Chris Krysciak manages Drift Outfitters & Fly Shop in Toronto, Canada. He also serves as their in-house fly tier and casting instructor. Chris has been tying for about 14 years now and still loves the constant learning opportunities it provides, as well as the read more...

Evgenii

I remember working high up in the arctic, north of the arctic circle, spending most evenings flipping through the various Instagram feeds, when I accidentally stumbled upon this type of fishing, which, incidentally, is not very common in Russia. I didn't have enough money read more...

Greg Liney

Guido Lauff

Jeffrey Cook

Greg

I've been fishing ever since my early school days, but only became fascinated with trout after I accidentally stumbled upon a run of spawning brown trout in a local river. Taking up fly fishing was a natural progression, and from there, fly tying became, read more...

Guido

I have been fishing since I was 6 years old. For the last 8 or so years I have only fished with flies. Being part of nature is very important to me. You might say it is my therapy :)
Fly tying of course is part of this read more...

Jeffrey

My name is Jeffrey Cook. I am married to my beautiful wife Rhiannon, and I currently reside in Eagle, Idaho. I started fly fishing and tying when I was about 8 years old, learning the fundamentals at that early age. when I was 18, I was diagnosed with cancer, so I read more...

Lucas Utrera

Mario Gonzalez

Peter Butler

Lucas

My name is Lucas Utrera, I'm 37 years old and I was born in Córdoba, Argentina but currently I live in Miami, USA with my wife Angie and my little dog Annabel. I'm an industrial designer, art director and, of course, passionate about fly tying read more...

Mario

Mario Gonzalez lets us in on the biology of one of the more iconic upwing flies – the March Brown. It is a long-time favorite of fly anglers and tiers because it is arguably the earliest mayfly to appear after winter, right when the trout season starts, it's easy to imitate and read more...

Peter

My dad taught me to fly fish for trout when I was 8 years old and it wasn't long after that I first tried my hand at fly tying. My dad had a small tying kit he used mostly for saltwater flies that he would fish in the surf around the San Francisco Bay Area. Imagine lots of bucktail read more...

Tomas Skoging

Tomas

At the beginning of spring two years ago I said to myself that I would only fish flies I tied myself from then on. So I rolled up my sleeves and started to fill up my first hometie box with a few classic patterns read more...

SALT ISSUE
DRAAD
THREAD FIL FADEN FILO TRÅD HILO NIT CHI
A WAFF PUBLISHING - SALT SPECIAL OCTOBER 2022 - PAUL PER TOFTING
A WAFF PUBLISHING - SALT SPECIAL OCTOBER 2022 - JOHN MADURO
JOHN MADURO
TOFTING
PAUL MONAGHAN

SALT 2022

DRAAD MAGAZINE

Fabrizio Gajardoni

Jeff Rowley

John Maduro

Fabrizio

It was in the early eighties that I first got interested in fly fishing. In those days - way before the internet - it was quite a challenge to gather information about fly fishing, as there was little to nothing published in Italian, so except from the occasional book in read more...

Jeff

My name is Jeff Rowley and I live in Amarillo, Texas, with my wife and two sons. I have been tying flies since 1982. I spend as much time as I can on the Texas coast targeting redfish, speckled trout, Spanish mackerel, sheepshead, and flounder. It's a passion I read more...

John

I was born surrounded by salt water, as I am originally from Aruba, a Dutch Caribbean island, and therefore more or less fishing from childhood. It was only when I moved to Ireland, 21 years ago, that I discovered fly fishing and fell in love with read more...

Paul Monaghan

Paul

When I asked Paul to work together the first thing he said was: "Pete, you know I mainly tie streamers"! Witch was shortly followed by: "maybe we can do something about materials.
For instance about bucktail. After all, the setup is read more...

Robert Panos

Robert

My name is Robert Panos, and fly fishing and fly tying are my passions… if not my obsession.
My designs are dedicated to all kinds of fish and water, but because my headquarters are located on the east coast of read more...

Per Tofting

Per

Fly fishing lit a fire in me, and my passion for fishing grew stronger by the day. I even ended up working in a tackle shop, where I got in touch with a large part of the fishing community. I still enjoy all kinds of fishing but fly fishing takes up well over 95 percent of read more...

Cory Wheeler

Giovanni De Pace

Kim Weflen

Cory

I have lived all of my life in south Florida, fishing freshwater and saltwater. I got into fly fishing when I was about 6 or 7, when my dad got me a cheap combo to catch panfish and bass with. From there I fell in love with the sport, and have been fly fishing ever since. Fishing read more...

Giovanni

My name is Giovanni De Pace, I was born in 1972 in Rome, but I now live in Cerveteri, a few kilometers to the southwest, in a small town adjoining the Tyrrenian Sea.
I took up fly fishing in 1990, and right from the read more...

Kim

Fly fishing and fly tying are my way of meditating. Zen is the consequence of mindful fishing and tying read more...

thank you all for working with us in 2022

True stories

WONDERFUL, WONDERFUL COPENHAGEN

When I was writing this title, I had to stop and play Danny Kaye's 'wonderful, wonderful Copenhagen'. Just to make sure the lyrics were in sync with my memory. Danny's chorus being about booze, and a beautiful woman (Copenhagen), made any doubts I possibly had about the accuracy of my recollection disappear.

We had twenty-four hours. Twenty-four hours to discover Copenhagen. Now I hate to rush. I seriously and without exception try to distance myself from it, and the people who make it a habit. But in this case we (Steven, Geoffrey and I) didn't have much choice. The Navy doesn't wait. For no one.

Text & photography
Peter Sikking

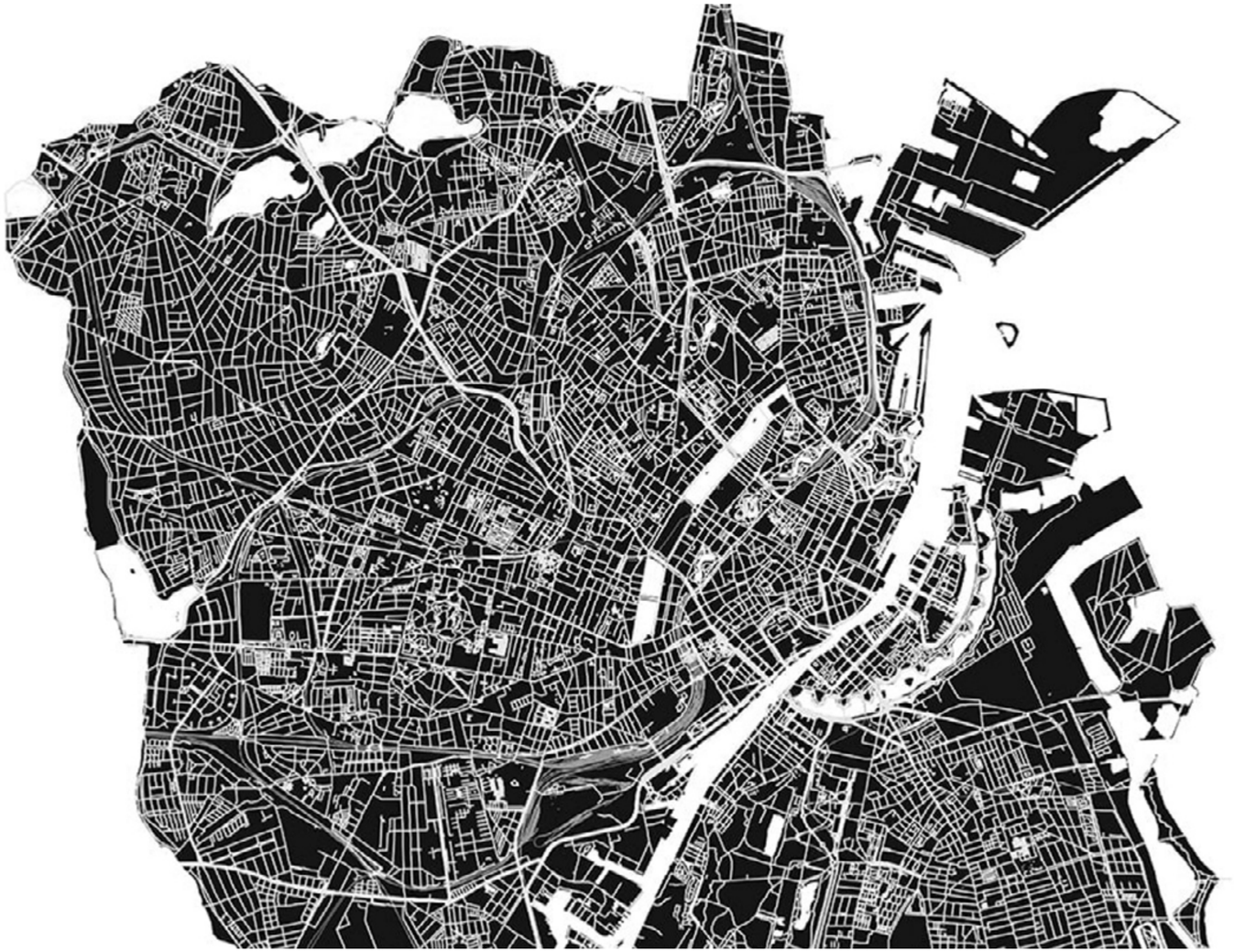

Copenhagen

The waitress

From the harbour, where our ship was docked, to the center of Copenhagen was a good 10 kilometers (6 miles) walking. And since we only had 24 hours, the walking was brisk. Once there, we spent, in about one hour, all our hard-earned money on clothes from Boss, Armani and Gucci.

A bit tired but content - anyone who thinks that only women can shop till they drop is sorely mistaken – we found ourselves at a cozy-looking restaurant just outside downtown Copenhagen.
It was the middle of the week, so it was quiet in the restaurant, and thus there was more than enough time to strike up a chat with the blazing beauty that was our waitress. From the usual “where are you from” and “what do you do” smalltalk, the questions became, as the appetizer was followed by the main course, more personal. From “what is your favorite hobby” to “what is your favorite drink,” and we all know how this goes.

In those days, and still to this day, my favorite drink was Southern Comfort - a whiskey liqueur - and surprise, surprise, this was also the favorite drink of our handsome waitress!

thanks to wallpaper.com

Southern Comfort

After a nice dinner, we said goodbye to the gorgeous waitress, and retraced our steps to were we came from: the busier part of downtown Copenhagen, in search of a dance venue that, at this late hour and in the middle of the week, would still be open. After several attempts, resulting in an equal amount of closed doors, we were about to opt for spending the rest of the night returning to our ship.
While discussing this premature departure, a taxi stopped in front of us, and a young beautiful woman stepped out of the car holding, high above her head, resplendent in the light of the street, and for everybody to see, a bottle of Southern Comfort.

While holding the bottle and the taxi at the same time, our waitress looked at me questioningly, and under loud cheers and whistles from Steven and Geoffrey, I walked up to her, gave her a friendly kiss on the cheek and said: “it would give me tremendous pleasure to share that bottle with you, but unfortunately there is a ship waiting for me.”
As I turned around to my friends, not sure if I should let this one go, she was already half and half back in her taxi. Decisions – both wrong and right – are often made in split seconds, and when I turned around to her I asked: “do you maybe know a nice place where my buddies and I can go tonight?” After a very short, but noticeable hesitation she said: “of course yes, I know a perfect place for you and your friends. You go that way…”.

Decisions – both wrong and right – are often made in split seconds

The club

The place our waitress mentioned looked and felt much like a luxury club, and although late, and in the middle of the week, the place was packed with people.

After making our way through the crowd and arriving at the bar, there were already 3 drinks waiting for us. “With the compliments of the gentlemen over there,” the bartender said, pointing to a group of guys at the end of the bar. ‘Thanks guys,” we shouted in chorus, skål! And against each other: “good guys those Danes!”
I believe it was Geoffrey who, after coming back from the restrooms, was the first to get a little suspicious. He said he more or less was stalked all the way from the bar to the toilets. More drinks came our way, and just as I was turning from the bar, planning to thank one of our liquor providers personally, I noticed that there were actually very few women among the crowds…
And like in a cartoon a light bulb went on. I saw her pretty face again, and the subtle, yet noticeable hesitation when I declined her offer, and asked if she knew of any nice joints for my friends and me. She had taken her revenge, and directed us to a gay club.

Captains log

Naknek

So many places for the avid Spey angler to choose from, from steelhead to Atlantic salmon, but no other place on earth offers a chance to swing up the rainbow of a lifetime like the Naknek River in King Salmon, Alaska does.

Captain John McCloskey

The Naknek River flows into Bristol Bay, allowing anglers a chance to catch multiple species, depending on the season. Five different pacific salmon species swim up the Naknek on their way to their spawning grounds. Swinging up a King (or Chinook) salmon is an incredible experience on a two-handed rod, and conveys bragging rights amongst fellow anglers; it is definitely a fish to target during late June and early July.



If you are a trout fisherman, the Naknek can offer something truly special. Have you ever seen a 30” rainbow? 30” is a very sought after number and the Naknek River produces many fish well past that particular mark. During the early season, you will find big rainbows chasing smolts (juvenile salmon) all around the river, which offers fantastic streamer fishing.



This lasts well into the middle of the season and it gets even the most experienced anglers shaken up and aggravated as big trout come in fast chasing a fly, only to turn at the last second and refuse to take the offering . What an adrenaline rush!
The opportunity to swing up a big rainbow is possible all season. Early season offers a lot of fun on a lighter trout Spey, with the average fish around 20”, with the occasional giant taking you deep into your backing. So much fun on a light Spey rod and a clicker reel!

As the Sockeye salmon start to turn red the excitement grows, as this is a sign that the really big trout aren't far behind, and once the salmon start to drop eggs, the big trout are there to enjoy the feast, adding to their numbers daily. During this time the swing dwindles but the bead fishing is incredible! It's a lot of fun as a trout eats your bead and goes crazy when the hook is set. Jump after jump and into the backing with gusto. So much fun if you prefer a nymphing style of fishing, with or without a bobber. You can bead until the end of the season with great success but once the egg drop comes to an end, the swing cranks back up around mid September or so and this is what gets the Spey angler excited!

The average Spey rod this time of year is a 7wt or 8wt, swinging T-7 or lighter all the way to T-20 lines, depending on where in the system you've decided to swing. Offerings are all over the place from sculpins to leaches to traditional Spey flies. Even the occasional skated fly will be tried.

The rainbows' interests in the fly vary from a bump to several bumps to a solid grab. When the solid grab happens, the trout turns and the reel comes to life screaming at high pitches and the angler lifts and starts running down the river or chasing the trout down the river in a boat. Some trout jump over and over and some hold to the bottom or anything in between. The old, heavy bucks are my favorite, with their big kypes and scars. The big hens are so hot and magnificent and they don't give up easily. Some of the rainbows are absolutely dime bright while others have some color. The power of these rainbows and the mighty Naknek River make netting these wonderful trout a real challenge that any 'swinger' would be proud to accomplish.

Captain John McCloskey
@dryflyjohn
678-873-6079
Naknek River Camp

AHREX
All I want for Christmas

AHREX

Ahrex PR378 Predator Swimbait

The Ahrex PR378 GB Predator Swimbait hook is perfect for your large deep-swimming streamer patterns. The PR378 has room for cones, barbells, bulky materials and more. Create a swimmimng, jigging action fly pattern with a wicked sharp hook. Available in size 6/0, 4/0, 3/0, 2/0, 1/0, 1, 2 & 4. Chemically sharpened with small barb.

Ahrex Handknit Woven Patch Beanie

Ahrex “Handknit” Woven Patch Beanie – Black. Beanies are perfect for colder conditions, and the perfect type headwear for fishing or just being outside in windy and cold circumstances.

Ahrex Thermo Bottle

Double-insulated thermos in stainless steel that holds hot and cold drinks well. Keeps the drink warm for up to 12 hours and cold for up to 24 hours! Preheat the thermos with hot water (or cold) to keep the drink at the desired temperature for longer. Capacity: 500 ml.

AHREX

Ahrex Flexi - Stripper Black

It is much smaller than a standard strippingbasket and does not disturb the view as a normal basket. The flex stripper is equipped with 28 flexible “spikes” that effectively keep track of your loose-flyline but still allow the line to run freely when throwing and shooting line. It is super lightweight and extremely easy to use, and perfect for travel as it does not fill much when unpacked.

Ahrex Koozy No More Bullshit

The Ahrex Koozy will fit a standard soda can, beer can or most 125ml bottles and keep your preferred beverage cool for a little longer. Equipped with a belt loop that attaches to belt and packs makes them a little more versatile.

Ahrex Leather Patch Trucker

We have produces a whole serie of high-quality caps in different styles and colors. This navy cap wit a logo-leather patch just give you the right stylish look.

AHREX

Ahrex Flexi - Stripper Pink

It is much smaller than a standard strippingbasket and does not disturb the view as a normal basket. The flex stripper is equipped with 28 flexible “spikes” that effectively keep track of your loose-flyline but still allow the line to run freely when throwing and shooting line. It is super lightweight and extremely easy to use, and perfect for travel as it does not fill much when unpacked

Ahrex TP 605 Trout Predator Light Streamer

A lighter version of the TP610. Thin – yet strong wire. Big hook gap aids tracking and hook up percentage on bulky modern streamers, deer hair and mouse pattern designs. Black Nickel Finish. Available in size 6/0, 4/0, 2/0, 1/0, 1, 2 & 4. Chemically sharpened with small barb.

Ahrex Thermo Mug Blue & Black

Ahrex thermo mugs are perfect to take on a fishing trip, in the car or just to always have hot coffee nearby. Double-walled mug with screw-lid and drink opening with tilt lid. Available in blue or black. Capacity: 350 ml. Stainless steel and PP plastic

Cray Cray

Crayflies by Svend Diesel



Ps

#SVENDFLIES

SVEND FLIES

Artist

When you're a creating person, you often get asked the same question: "What inspires your art"? We likely have the same answer as any other fishermen describing their motivation to cast a line: the memories. The same reason we take photographs of our fish, or recount epic battles with a leviathan from the depths.

Dr. Brandon Finnorn

19

©2022
ARTWORK by Brandon Finnorn
@thebonniefly

©2022
ART OBRK by Brandon Finnorn
@thebonniefly

Memories

My memories started on a pier on Dauphin Island, Alabama. On that pier, we would wait for the moments when Jack Crevalle would come close enough to pick an exhilarating fight. My brothers and I would spend countless hours wading for speckled trout all spring and summer. You look back through those photos and relive the moments. It is about the opportunity to touch something wild and unpredictable, while watching more sunrises than most, feeling the open space on the water, and hearing the silent sounds of nature.

and relive the moments. It is about the opportunity to touch something wild and unpredictable, while watch-

When I struggled with my career choice as a medical doctor, nearly 8 years into my studies, with titles and a few diplomas, I found myself going back to fishing to clear my mind. I would spend hours on streams in Pennsylvania hoping an answer would present itself during the hooksets.

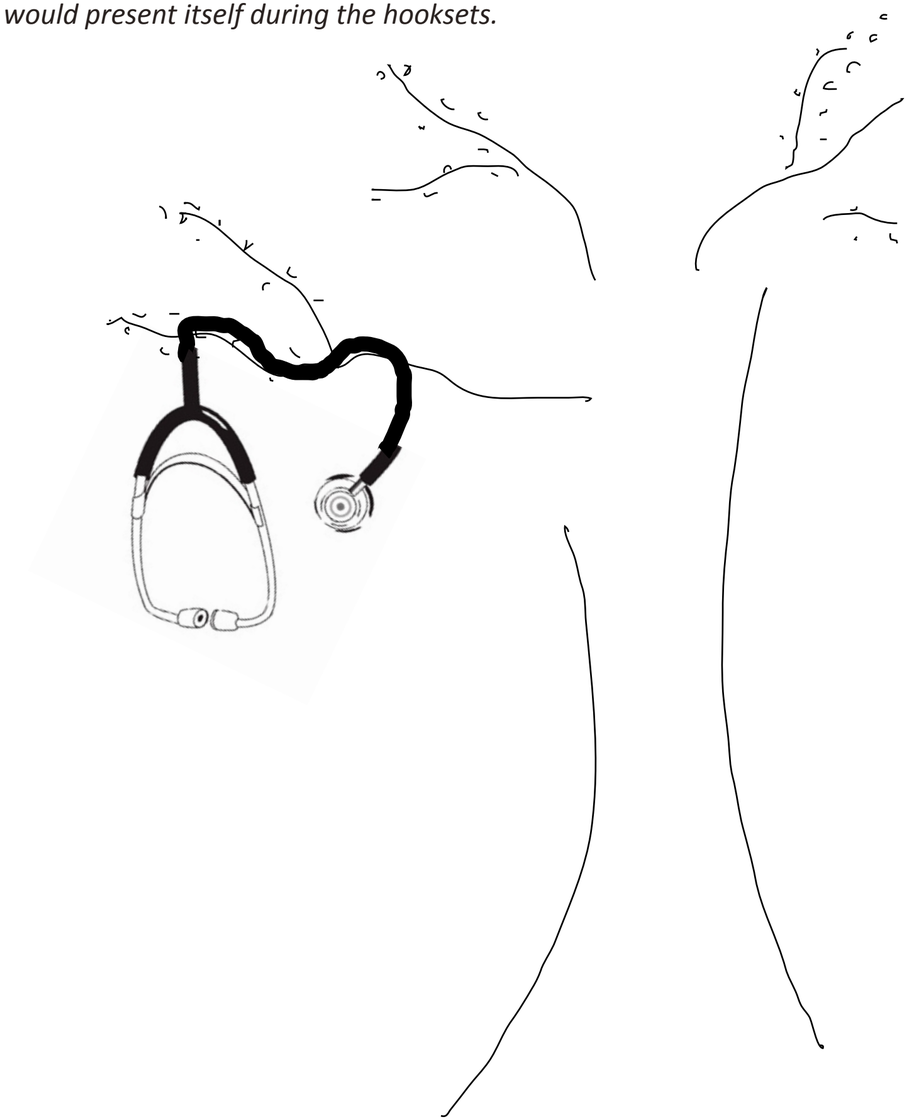

Becoming an artist

And then in late 2016, I left medicine for good, not knowing what I would do next. But I sat down and started sketching the things I enjoyed and the catches that I had captured on camera. The sketches nurtured the idea of becoming an artist, which then turned into consistently showing my work to others.

Eventually, brands, commissions, and freelance work fell into place. Before I knew it, I was filling my schedule with client work I actually enjoyed, instead of booking patients and writing clinical notes. All the early rises to hunt down redfish and venturing beyond sight of land to find big snapper somehow created a log of memories that I could recapture in my art for others to enjoy.

I have always wanted my best work to reflect the emotions behind a day on the water. I wasn't trained as an artist. I don't usually know the correct terms to use for brushes or coordinating colour, but many of the jazz musicians of the early days didn't know how to read sheet music or follow along with an orchestra. When I hear the crash of a tarpon as it breaks the surface after I complete a charcoal or feel the weight of a brown trout as it takes a fly in my digital work, I know it's the recollection of those moments that drove what I put into the piece.

Brandon Finnorn

USE A RUBBER

Christmas
USA
SPECIAL
WE ARE
FLY FISHING
The beauty of the Brook
Devin Davenport
CHRISTMAS // USA SPECIAL 2022
wearefly fishing.com

THE BEAUTY OF THE BROOK

I grew up fishing the Southern Appalachian Mountains of Tennessee and North Carolina. This region not only offers beautiful nature, but also a great many fly fishing opportunities. Its rivers are extremely diverse. To wit: the state of Tennessee hosts more than 300 species of fish and 125 species of freshwater mussels living in its waters.
The lower elevation rivers and lakes hold a variety of bass and other game-fish. Musky and smallmouth bass are two of the major targets for the fly angler. Smallmouth are abundant and are pound for pound one of the strongest fighting fish.

Text and photography Devin Davenport



not only Brook trout

I fell in love with fly fishing at a young age. With the passing of the years, fly fishing became my medicine against the daily worries of our modern life. It is truly amazing what time spent in the outdoors can do for the body and mind.

Higher into the mountains, trout begin to replace the warmwater species in our streams. Wild brown and rainbow trout can be found in the larger streams. The rainbow trout are generally easy to catch, but the brown trout become old, wise, and big. Many anglers focus on these streams in pursuit of a large brown, however, my favorite target fish lives far up, into the head-waters.

The brook trout is the only native trout in the Appalachians. Due to environmental factors, but increasingly also habitat destruction, they only live in the most remote, high elevation streams. Reaching these fish often requires a strenuous hike, but once you get there they will eagerly rise to dry flies. These creeks are often small and very closed in by vegetation. The general habitat here is temperate rainforest with many types of plants.
Once you get out there, you are far away from people and one with nature. A bow and arrow cast is necessary in tight spaces, and you will have to stealthily crawl over large boulders in order to cast into the next hole.

The fish are beautiful, and it is easy to fall in love with their orange fins, red dots with blue halos, and the vermicular markings on their backs. They are small, but always pretty, and very much worth the journey.

Somehow, the pursuit of a fish transforms us into who we are supposed to be. The chase of each new fish symbolizes growth and our ability to adapt to the different conditions in our lives. No matter what fish you are pursuing, it will change your life for the better.

Devin Davenport

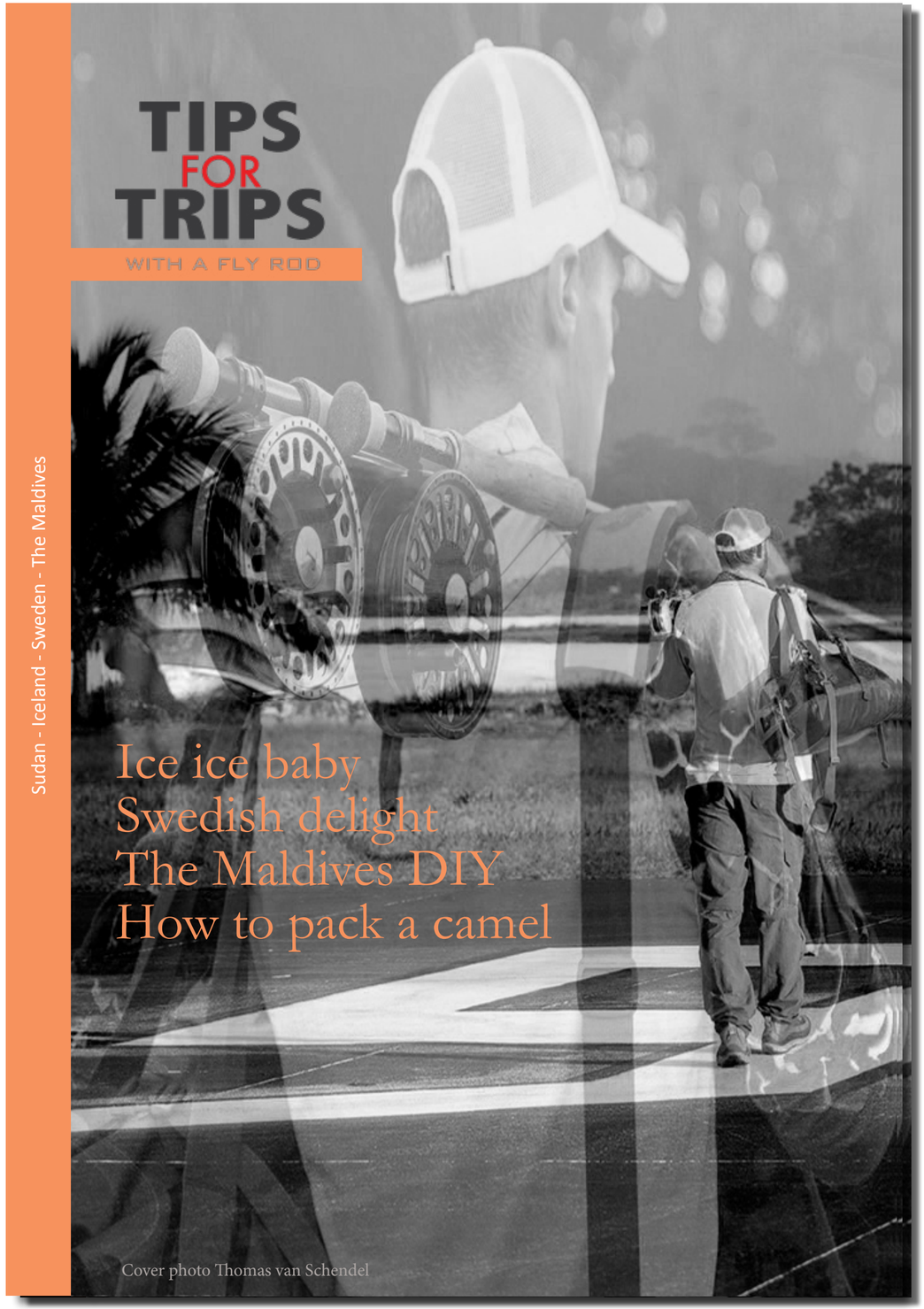

A NEW MAGAZINE COMMING SOON

TIPS FOR TRIPS

WITH A FLY ROD

Fly talk with Freddy Block

When I was 9 years old, the river we lived near started calling my name (and quite a bit too) and fishing became a major part of me and my life. I took up fly fishing and tying flies at 14 but stopped within the year because I could not get enough traction and material funding was tough at the time. During the years between my first attempt at fly fishing and my reconnection with fly fishing some 40+ years later, I continued to fish use spin casting gear, but the thoughts of fishing flies would never cease. My second go at fly fishing and fly tying was steeped with an incredible amount of traction for throwing at this rekindled passion.

At 9 years old, the river we lived near would call my name (quite a bit too) and fishing became a major part of me and my life.

Text and tying and photography: Freddy Block

WE ARE
FLY FISHING
Christmas
USA
SPECIAL
CHRISTMAS / USA SPECIAL 2022
weareflyfishing.com
Interview
Freddy Block

Tying flies

Working with my hands and building things, regardless of what that 'thing' happens to be at the time, has always been something I enjoy doing. As a kid it started with car models, electronics projects, and woodworking. I love using tools – especially the tools related to the 'things' I like building. Upon reflection, I can safely say that I seem to find myself enjoying work that is 'smaller' and more 'intricate' in nature.

With that acknowledgement, it should come as no surprise that tying flies was in my future. Tying opened another possibility for me to work with my hands, tools, and materials, but also gave me an opportunity to 'fish' with the flies I tied. What could be better? However, when I got back into fly tying, it was a slow start. I watched more YouTube videos about tying flies than getting around to tying them myself.

Rio grande king dry

Fast forward to late September 2018, when I was looking for winter patterns to tie and happened to discover that there was a vast number of incredible tiers and fly images on Instagram. I opened an account and stalked the feeds for about two solid months while finding myself constantly wanting to be at the vise more and more. The amount of inspiration that I was getting from Instagram truly pushed me to dive in deep, with the following goal in mind: "To stay inspired with hopes of one day inspiring others!" My first IG post was at the very end of December 2018.

Hardys favorite dry

My first tie

A ‘Woolly Bugger’! I purchased a Woolly Bugger tying kit from my local fly shop because at the time I had no clue what I needed in my material arsenal but I wanted to get to tying! Further, I had only heard great things about this pattern, as well as that it was perfect for new tiers and fly anglers. Those voices were correct! The buggers I tied were black and the fish willingly ate them... "Heaven on earth!"

Wet wooly worm variant

My favorite tie

Absolutely, 100%, most definitely, and unequivocally, it's soft hackles! While my goal, always, is to learn more about tying and be diversified in the types of patterns I tie and fish, wrapping soft hackles for me is still number one! There's something about selecting and wrapping that perfect feather and getting those barbules to lay back "just right" that soothes me no end. This might be because when I was new to tying, these flies were quite a challenge. But like anything, do something enough times and it becomes easier and easier.

Proud

It should come as no surprise it's a soft hackle, and a rather simple one to tie at that. I was playing with a new dubbing I had never used before and found its properties quite unique in a cool way and it gave me ideas. As I was tying the fly, everything just ‘clicked’ for me. The dubbing, the shading, the ribbing just peeking through, and the badger hackle – it all just came together. After the fly was tied, the photography session ‘clicked’ too, with the lighting and composition that all helped to make this the fly I'm most fond of. As a tier that posts a lot of his flies on Instagram, I do tie flies to catch fish, but truth be told, I'm tying flies for the camera too. The macro lens does not lie! LOL!

Soft turk boit sulph org ruffed grouse

My most memorable fly fishing experience

My first thought brought me to the first fish I'd ever caught on a fly. It was during the dead of winter and I was very excited to try out this ‘fly fishing’ thing. I managed to bring a stocked trout to the net; the fly was a Zug Bug. About 30 minutes later I caught a second trout on a Frenchie nymph. However, that wasn't in fact the ‘most memorable’ experience, as awesome as it was. My most memorable trip would be my first time fishing dry flies, on a local river, on a section of it I had never fished before. This little adventure was also the first time I was out fishing a brand new 3 wt. setup I had just finished putting the line on. The river was teeming with redbreast sunfish on this early fall afternoon and they were smoking' my flies up and down the river. One young smallmouth also added to the fun! I know that trout dominate the popularity charts for fly fishing but it's not that way for me in the rivers and lakes I frequent and I couldn't be happier about it!

Freddy Block

BEST BUDDY

THE BEST FISHING BUDDY OF 2022

This box, filled with goodies, is not for you, sorry!
This box is for the best fishing buddy of 2022
Tell us why you nominate him or her, and win the weareflyfishing suprise box
for *your best fishing* buddy!

box

suprise

NOMINATE HERE!

we are fly fishing
MAGAZINE
suprise box

Best fishing buddy award is made possible by:
Ahrex Hooks - Geoff Anderson - WAFF - Semperfli

Christmas
USA
SPECIAL
WE ARE
FLY FISHING
Why fishing
Josh Schaaf
weareflyfishing.com
CHRISTMAS // USA SPECIAL 2022

Why fishing

Early this spring I was asked this question by a new business colleague who was making the standard ‘getting to know you’ conversation as we met at a job site. It went like this, “…So they told me you’re really into fly fishing - I don’t fish, and no one in my family does - so what is it about this fishing?”

And truly, what is it about fishing? Well, I’ve been fishing longer than I can remember. Put to paper, that sounds like the ego utterance of an enfant terrible – as if I was born bombing out perfect 90 foot loops, perfectly presenting exquisitely tied flies to fish helpless to resist. But he truth is far more mundane.

Text and photography Josh Schaaf

I was born in the north woods of the upper Midwest (USA), where things like fishing and hunting are simply a way of life. A day spent on the water is no different from chopping wood for winter, or going to the post office to pick up the mail. The tin full of dog-eared photos showing a smaller self holding up a stringer of walleye or a pike big enough to need both hands to hold it is simply a reminder that it was a Saturday and the weather was particularly good that day.

Activities like fishing seem less and less frequently to be the things that boys just do with their fathers or grandparents as a matter of course, as they were when I was a kid. My day-to-day turns at a faster speed than it has at any time that I can remember, and my friends shuttle children from one activity to the next in between remote work and conference calls and endless demands on their time and attention. So what is it about fishing?

For me fishing represents the ultimate rebellion against a world that finds increasingly effective ways to put demands on our time and attention, and it allows the fisherman to be a sort of quiet revolutionary against a breakneck pace of life. Feet in a stream and rod in hand, there is only one task that needs doing. The cell phone doesn't ring. Nothing requires management beyond the fly line and nothing needs to be added to the calendar except the next time your buddy can join you for a trip to that great spot you haven't been to in a while. The world shrinks to the one, two rhythm of cast and back cast and the only feeling is the feeling of the line in your fingers telling you the story of the world below the surface. The only sounds being the wind, the bird call, the gasp that you exhale at the sudden grasp of the line and a burst of straining life coming into view.

...the line in your fingers telling you the story...





Why fishing? Because it takes you into a world that runs parallel to this world. A quieter world where you decide how to spend your attention. A world where your thoughts are your own thoughts and the only tasks are the silent prayers sent out by your casts, each one an opportunity for perhaps the greatest moment of your life.

Josh Schaaf

TEAM DRAAD

Fabien Moulin's

'Catskill's'

EDITOR TEAM DRAAD MAGAZINE

WE ARE
FLY FISHING
Christmas
USA
SPECIAL
CHRISTMAS // USA SPECIAL 2022
WEAREFLYFISHING.COM
Catskill fly tying
Fabien Moulin

F. Moulin

F. Moulin

F. Moulin

F. Moulin

F. Moulin

Catskill Fly Fishing Center & Museum

Catskill Fly Fishing Center and Museum is a non-profit cultural organization located in the southwestern Catskill Mountains of New York in the birthplace of American dry fly fishing.

Education

We provide educational programs for youth and adults, public programs, and interpret the heritage of fly fishing through our museum, Wulff Gallery, and bamboo rodmaking shop. We are located on 53 beautiful acres that include a nature trail system and access to the famed Willowemoc Creek.

Our region

The Catskills Mountains is the birthplace of American dry fly fishing. From it's pristine, protected waters to it's abundant wildlife and unique bug life, fly fishers from around the world come to fish on the famed Beaverkill, Willowemoc, Neversink, Upper Delaware and Esopus rivers, while many legendary fly fishers have made their home in the peaceful mountains just two hours north of New York City.

The rivers

The Beaverkill River
As late as 1873, when the first fishing club appeared on the river, access to the upper Beaverkill was still primitive; a wagon road came up from Roscoe but stopped a a Shin Creek sawmill. From there to the headwaters was still only a footpath; members of the club found it quicker to come in over the top from the next valley to the east.
Read more...



Willowemoc Creek
In the 1870's, when the railroads opened up the Catskills to visiting fishermen, Willowemoc Creek became a tender bit of accessible remoteness. It's diverse and bubbling waters beckoned and the anglers followed. New Yorkers rose early, bundled their gear and lunch and jumped the ferry to Weehawken, New Jersey.
Read more...

The Esopus River
The Esopus is the most hospitable of the Catskill rivers. Some who know its often muddy and turbulent waters may wonder why. Simply, the Esopus welcomes all comers. It was home to the Algonquin tribe, who chose its gentler valley over those of the Beaverkill, the Willowemoc, and the Neversink, into all of which they traveled to hunt.
Read more...

The Neversink River
"For some men the Neversink was like a mistress." Its intimate beauty and seductive charm could overwhelm the beholder with an irresistible urge to posses, whether it took the form of outright ownership or just a little overnight poaching. One such man was Clarence Roof. The two branches of this river "went private" in 1882.
Read more...



Adopt a Bench
You can now adopt a bench along our trails and preserve a memory at the Center. Show your support for CFFCM by having a custom message on a bronze plaque secured to a bench, giving visitors a place to relax and appreciate our beautiful surroundings. This can be a gift, "in honor/ memory of", a momentous occasion, or to promote your business.
Read more...

Museum and Gift Shop:
Friday - Monday 10am to 4pm

1031 Old Rte 17
Livingston Manor NY 12758
(845) 439 4810

CATSKILL FLY FISHING CENTER & MUSEUM

Ahrex
HOOKS.com
Established 2018
Ahrex
HOOKS.com

WE ARE
FLY FISHING
Christmas
USA
SPECIAL
Brothers of the Brook
Addison Cornell
CHRISTMAS / USA SPECIAL 2022
weareflyfishing.com

Brothers of the Brook

Like with so many others, my journey to becoming a fly fisherman began next to my father. At the banks of the small pond behind our neighbors' house, we could see bluegill eagerly plucking grasshoppers and damselflies off the water's calm surface. The popping bug at the end of my leader was just begging to be slurped. I picked a target, pulled some fly line from the reel, and started my casting strokes. I had seen my dad do this many times, and it looked effortless. How then, did my fly keep getting snagged in the tall grass behind me, tangled with the line in mid-air, and finally stuck in the back of my hat? With some crash-coaching from my dad I finally got the fly out on the water; and a big bluegill speedily rose to the apparent feast, despite my sloppy presentation.

Text and photography Addison Cornell

Dad

The popping bug at the end of my leader was just begging to be slurped. I picked a target, pulled some fly line from the reel, and started my casting strokes. I had seen my dad do this many times, and it looked effortless. How then, did my fly keep getting snagged in the tall grass behind me, tangled with the line in mid-air, and finally stuck in the back of my hat? With some crash-coaching from my dad I finally got the fly out on the water; and a big bluegill speedily rose to the apparent feast, despite my sloppy presentation.

I set the hook. Fish on! Success. It was wonderful, exhilarating actually, but I was unchanged. Don't get me wrong, I loved it. I continued to embrace outdoor recreation with my dad for the rest of my childhood and teenage years. We would hunt, fish, hike, and camp together. But it was more about the time with my dad than what we were doing together. Often my younger brother, Marshall, would tag along, but fishing wasn't really his thing.

Brothers

Fast forward 10 years, and I've just graduated from college with an engineering degree and a whole lot of free time on my hands. I made the move back to the Southern Appalachians, close to home, for a job. That summer was a catalyst for two things: rebuilding my relationship with my brother and our respective addictions to fly fishing—neither of which happened independently of the other.

Marshall had just finished his first year of college and was home for the summer, working in the family business. He had really changed during that first year of college. Becoming more independent in his studies, growing as a student leader, and making his own the faith in God he grew up with. He was becoming a man… not too far behind me in age, and beyond me in many areas of leadership and maturity. Our relationship through our teenage years was not broken, but always distant. We had trouble relating to each other due to lack of common interest and starkly different personalities.

When we were young, my younger brother, Marshall, would tag along with my dad and I, but fishing wasn't really his thing

Together again

So It all started when he purchased this little discounted 4 wt rod to mess around with at a creek near his college. After having his fill of stocked rainbows, he came home for summer with one thing on his mind: chasing the famed Southern Appalachian Brook Trout, the only native trout on the East coast. He was heading out one weekend to prospect some new creeks and invited me to come along. I borrowed a 3wt and a handful of dry flies from my dad, and we were off.

Marshall

We both already knew how to cast and even how to tie some simple flies, but that summer we became fishermen. In many respects we were on even ground—sharpening one another's skills, sharing new tips, trading flies. Yet, I always looked up to Marshall as my superior. He taught me how to approach a run from below and cast upstream to avoid cross-current drag. He showed me how to tie a Parachute Adams and a beadhead Frenchie, our two favorite flies. Being 7" taller than me, he also retrieved my flies from overhanging branches way too many times. I learned, and continue to learn, so much from him.

We spent just about every weekend together in the mountains of Tennessee, North Carolina, and Georgia. It seemed to us that there was not a blue line we hadn't explored. Sometimes the streams were empty or filled with nothing but creek chubs. However, usually we would find an abundance of feisty wild rainbows, occasionally a few brown trout, and —if everything was just right— we would hit the jackpot with brook trout water. The days were filled with beautiful trout and true fellowship between brothers. And the warm summer nights were spent hammock-camping under the stars.

That summer fly fishing transformed into something new — not just a hobby or something to do in my spare time as it had been before. It became a passion. It became the glue in a bond between brothers. It became the outlet of my constant desire for adventure. And most importantly, fly fishing took me to places where I love to spend time with my God and Creator, enjoying his gracious blessings to me in the tangible form of a wild trout.

Fast forward

Fast forward five more years, and here I am in Colorado, living in arguably the most beautiful part of North America—the Rocky Mountains. Many things have changed for me in this new chapter of life, but my passion for fly fishing has not. I'm married now, and my wife Victoria has replaced my brother as my adventure partner for the most part.

This past summer I've discovered a whole new category of fly fishing—alpine lakes. And it has been a joy to have Victoria by my side at the shores of these pristine waters, teeming with cutthroat trout. She's not a fly fisher, but loves to hike, backpack, and sit and watch while I fish. Or maybe she just loves me. Either way, I feel like I have reached the pinnacle of fly fishing when I get to enjoy catching the most beautiful fish in the world, in the most beautiful place in the world, with the most beautiful woman in the world by my side.

I'm only 26. I honestly don't know how the rest of my life can get any better. Maybe it will be teaching my son about God and life on the banks of a river. I hope so. I'm along for the ride wherever this path takes me. In summary, you can be sure of two things about me: One, I'm always looking to build relationships through fly fishing. Two, there's a 5wt and a box of flies in my trunk.

Addison Cornell

WE ARE
FLY FISHING
Christmas
USA
SPECIAL
Orange Heron
Mark McLoone
CHRISTMAS / USA SPECIAL 2023
weareflyfishing.com

TEAM DRAAD

Mark McLoone

EDITOR TEAM DRAAD MAGAZINE

Sol Duc (variant)

Hook – Blue Heron Spey Hook, #2
Thread – Uni 8/0, Red.
Tag – Uni Mylar Flat Silver, #14
Rear Body – Uni Floss (Burnt Orange)
Front Body – Orange Seals Fur
Rib - Uni Mylar Flat Silver Tinsel, #14, with Uni French Oval Tinsel, large, ribbed just behind
Body hackle – Yellow Schlappen, wound just behind the Uni French Oval Tinsel.
Front hackle – Heron Dyed Black, wound twice.
Wing – Hot orange cock hackle tips. Two from the left side of cape and 2 from the right side of the cape to get correct curvature.
Head - Uni 8/0, Red, finished with 3 coats of Sally Hanson Hard as Nails.

Mr Glasso (variant)

Hook – Blue Heron Spey Hook, #2
Thread – Uni 8/0, Red.
Tag – Uni Mylar Flat Silver, #14
Rear Body – Uni Floss (Burnt Orange)
Front Body – Orange Seals Fur
Rib - Uni Mylar Flat Silver Tinsel, #14.
Front Hackle, Rear – Large Heron Dyed Black, wound twice.
Front hackle, Front – Guinea fowl dyed orange, wound twice.
Wing – Hot orange cock hackle tips. Two from the left side of cape and 2 from the right side of the cape to get correct curvature.
Head - Uni 8/0, Red, finished with 3 coats of Sally Hanson Hard as Nails.

Orange Heron (variant):

Hook – Blue Heron Spey Hook, #2
Thread – Uni 8/0, Red.
Tag – Uni Mylar Silver Tinsel, #14
Rear Body – Uni Floss (Burnt Orange)
Front Body – Orange Seals Fur
Rib - Uni Mylar Flat Silver Tinsel, #14, with Uni French Oval Tinsel, large, ribbed just behind.
Body hackle – Grey Heron wound counter to the Uni Mylar Flat silver, and locked in with the Uni French Oval Tinsel.
Front hackle – Widgeon, stripped on one side and wound twice.
Wing – Hot orange cock hackle tips. Two from the left side of cape and 2 from the right side of the cape to get correct curvature.
Head - Uni 8/0, Red, finished with 3 coats of Sally Hanson Hard as Nails.

' all together now...'

Mark McLoone

WE ARE
FLY FISHING
Christmas
USA
SPECIAL
CHRISTMAS / USA SPECIAL 2021
weareflyfishing.com
Bonefish addiction
Mathias Rosenmejer Ibsen

Bonefish, an addiction

I have fished in many places, all over the world. Back home, fishing for seatrout and salmon gets most of my attention, but whenever I get on a plane, and head south, it's for the one species that always haunts my thoughts; the bonefish. To me, a bonefish is simply the most ideal fish to catch on a fly rod.

Text and photography Mathias Rosenmejer Ibsen

First and foremost, the bonefish (Albula vulpes) is a beautiful creature – but bonefish have many other features in their favor: They prefer to feed in very shallow water – amazing when you, like me, love sight fishing. The fish can be found cruising water so shallow that their backs and tails are completely out of the water. A thrilling sight that gets your heart racing every time.

With predators like sharks, barracudas and ospreys all chasing these silvery fish, bonefish are spooky and alert at all times. That also raises the bar for you, as a fisherman. You need to wade silently, and be very quiet as soon as you are approaching the fish. It's also important that your casts and your stripping are on point – otherwise you will only spook fish instead of catching them..

But when you do everything right, when the cast is perfect, and your stripping of the fly entices a fish to react and it starts chasing the fly – with an erratically moving tail – finally inhaling it while tailing in ankle-deep water, it all comes together, and a passion for flats fishing is lit. And when a four-pound fish then takes you fifty meters into your backing in its first run, that fire will burn forever. At least it does for me.

There are days when the fish just keep coming, and you might catch many in a single day. While that's certainly a lot of fun, I like the challenge of one difficult fish just as much, or possibly even more. That one fish that you catch with a great cast, or even a lucky cast, or that one-in-a-million presentation – those are the fish I will never forget.

One of those fish came after a difficult day's fishing. The wind was blowing hard, as it often does in the Caribbean, and the flats had seemed unusually empty of fish. During the last two hours of fishing, we had slowly made our way back to the flat where we started out that morning. Now, the water was dropping fast and we had the sun in our back. And finally, the fish came pouring out of the mangroves. All over the flat there were singles, doubles and larger schools of bonefish, all swimming in the same direction, like a well-synchronized army. It was perfect – apart from the fact that that we had to cast directly into the wind, and at fast-moving fish.

Fortunately, Danish seatrout fishing had prepared us for casting in strong winds, and during the next hour, we had the kind of fishing we dreamt about when we had started our long journey to the tropics. All of us landed several good fish, and I ended the day with an absolute brute – still my biggest Bahamian bone to this day.
A final word of warning: Once you experience this kind of fishing, you will have to come back for more. Again and again.

Mathias Rosenmejer Ibsen

SEATROUT BIBLE give away

YOU CAN'T DO WITHOUT IT!

Just send us a message and include the words seatrout & Fyn

117

FINE FISHING SPOTS

WE ARE
FLY FISHING
Christmas
USA
SPECIAL
COLORADO
28·152
COLORFUL
25·1616
License Plate Art
Cody Richardson
CHRISTMAS / USA SPECIAL 2022
weareflyfishing.com

Meet the artist

Cody Richardson is a Colorado native who grew up exploring the rivers and streams of the Rocky Mountains. He switched gears from a career in fire fighting to pursue a personal passion for fly fishing and unique artwork, initially just creating personal designs in his home shop for friends and family. Soon however, these pieces caught on, through local Colorado fly shops and are now carried by stores around the world.

Text and photography Cody & Ann Richardson

82 FRONT B C 83
84 GTO
69 WHZ
FRONT BC
Baja California
BHK-14-70
HEA 67
84 GTO MEX 85

The best job in the world

I think I have the best job in the world because I get to make original artwork, meeting amazing people, and getting into some crazy international adventures to find unique license plates . . . all with a fly rod in hand.

There are diverse styles of license plates, especially in the United States, which could denote a war hero, dignitary, limited color edition, or made by prisoners, that all tell a story. When I blend these plate styles and fish species together I get to become the author of stories from past to future. These original stories are then expressed in my artwork and displayed on your walls.

License plate pursuits

During license plate pursuits, leaving the beaten path and meeting the locals and their families is quite rewarding. It's so cool to immerse oneself into the grittier side of countries instead of just hitting the tourist areas. After a day's excursion, I'm honored to have a drink in the local pub, share a family meal in a private home, or seek out secret fishing spots with legendary guides. My art goes full circle, knowing that the purchase of these plates is actually helping a family, small business, or native guide.

I like to keep around 15,000-20,000 plates on hand, so domestically I use license plate collectors and antique pickers to be efficient

From Russia to...

Gathering license plates from Russia can be precarious. I work with a guy named Igor who works (let's say) in the law enforcement branch of the Russian government. He is able to procure civilian and military plates. Some plates are cut in half, depending on their previous 'life' on public transportation or police vehicles, so if you look closely at my Russian artwork you may still see the marks.

International

I use only authentic plates, so I need to acquire these from around the world. Every country has a unique way of getting license plates ready to leave their home country. Sometimes this means going to a country's traffic department and offering cash for plates (hoping to not get arrested). Other times it's hiring a native to drive me around to look for scrapyards, mechanics, or the town hoarder. I chuckle that it's really 'I know a guy who knows a guy' kind of situation with locals, over something benign as license plates. Getting the plates back into the United States has also required some creative work, such stowing them in a charter plane's fuselage, mixing them in with my wife's belongings, or mailing them in bricks of nondescript brown paper packages back

When I'm toting 200 license plates in a Yeti duffle bag through an airport, I do raise a few security eyebrows. When I am able to pass through customs and security there is a secret thrill AND big sigh of relief.

Dealers

Acquiring plates has become more difficult especially in Central America as some countries consider license plates government property. Drug dealers also use license plates to switch out on transport vehicles. Ironically Central America is also a hot spot for permit, tarpon, and bonefish themes, which is a huge demand for my business. When I do a Central American piece, I can only imagine the secrets some of those plates conceal..

Drug dealers also use license plates to switch out on transport vehicles

Cuba

Cuban plates are also a rare commodity. These colourful snapshots from the past are plates that denote a person's job, class level, or government status, and being in possession of the wrong colour plate could land you in a communist jail. To sweat the illusive search even more, nostalgic pre-embargo plates are now being replaced with rectangular Euro-style license plates. I am one of a handful of collectors in the world who is fortunate to have original plates, so my custom Cuban pieces are rare and meaningful.

being in possession of the wrong color plate could land you in a communist jail


CUBA
PARTICULAR
HM 69115
CUBA
9364
CUBA
CUBA
CSB097
PIQUERA
HA 6963
CUBA
CUBA
CUBA

BELIZE CITY
BELIZE C.A.
DGA
C-02816
DANGRIGA TOWN
BELIZE C.A.
-8372
BELIZE CITY
BELIZE C.A.
B. C31850
BELIZE C.A.
Sugar City
C08479
ORANGE WALK
PRIVATE
BELIZE C.A.
BELIZE C.A.
La Isla Bonita

179
MONTANA
WYO
793
TREASURE STATE
20·602
MONTANA
66
YOMING
4503
Scenic IDA
RAR 518
FAMOUS POTATOES

'If you'd like to know more about Cody and his art . . .'
Please check out my website at: www.codysfish.com, Instagram at codyrichardsonscreations, or give me a shout as I'm always interested to hear from you and how we might be able to collaborate on artwork to commemorate your fishing trips

Cheers!

Ann Richardson
Cody's Fish Office Manager
(970)732-0379
www.codysfish.com

Christmas
USA
SPECIAL
WE ARE
FLY FISHING
Finding peace in fly fishing
Logan Seymour
CHRISTMAS / USA SPECIAL 2022
weareflyfishing.com

Finding peace

Fishing has always been a major part of my life. Fishing is part of who I am. It has helped build me as a person.
I grew up in a family that spent every extra minute they had on the water.

Text: Logan Seymour
Photography: Logan & friends

Grandpa

It all started with my grandpa. He would take me out day and night, rain or shine, on Red Cedar Lake where he lived. Whether he was after largemouth bass, giant black crappie, or his favorite of all time, shiny golden walleye, I was there next to him. That is where he found his peace. That was his time away from the real world. And that is what fly fishing does for me.

Here I am

Nobody in my family, or anyone else I knew for that matter, did the whole ‘fly fishing’ side of it all, except for my stepdad. I remember him telling me stories of him and his buddies going to different states, chasing big trout on the fly in crazy terrain. After seeing pictures of him and his buddies and watching endless videos on YouTube, I thought to myself, “I want that. I want to do all of that.” However, I never really picked up or even touched a fly rod. Until I met my good friend Landon, that is, at Gander Outdoors, where we worked together in the fishing department. He took me out on a small, local lake in my hometown for my first fly experience, and the rest, as they say, is history. Here I am.

BRIXTON
MFG. CO.
FLYC
WORLD WIDE
SPORTSMAN

Good and bad days

Fly fishing to me is everything. It's my passion. On good days or bad days, if I have extra time, you will find me on the water chasing big, buttery brown trout, slimy green musky, or football-like smallmouth. I cannot say I really prefer one fish over the other, as each one is different; from the water they thrive in to the fish themselves, they all have a spot in my heart.

The puzzle

Fly fishing is like a puzzle I could say. From choosing which river to fish, picking the right fly, reading the water flow, to just casting. You have all these different factors or puzzle pieces that go together to make it what it is. It's truly an art form, and it is beautiful. All of that aside, there is nothing quite like the feeling of that first strip set, when you are wondering what it is, and then that battle that can sometimes take your breath away, to finally holding that fish, that makes it a trip worth taking.



Life

I guess when I really think about it, it reminds me of the game of life. You make choices, you set a goal and you set out to accomplish that goal. You do your best. You win some and you lose some. But, in the end, it's all about what you take from the trip/experience that matters most.







Logan Seymore

DRAAD
THREAD FIL FADEN FILO TRÅD HILO NIT CHI
Coffee with Greg
Greg Liney
AAD
TRÅD HILO NIT CHI

Coffee with Greg

Greg loves, lives and works in the Yarra Valley, Victoria, Australia.
By day he is owning and operating a coffee roasting business, while at night he ties flies.

Text and photography Greg Liney

Fly fishing

I've been fishing ever since my early school days, but only became fascinated with trout after I accidentally stumbled upon a run of spawning brown trout in a local river. Taking up fly fishing was a natural progression, and from there, fly tying became, of course, inevitable.

In those early days, I only tied a handful of classic patterns that worked on my local waters, and my materials would fit into a scant few large tackle boxes. After a couple of house moves, opportunities to fish became much less and rather than tie additional flies I relied on my existing supply.

Fast forward 12 years, when a severe bushfire swept through our valley and across our house, destroying all of my fly tying gear and materials and all of my fishing gear, except one rod and reel. After suffering PTSD from the horrifying experience of having the fire pass over me and destroy my business, I totally quite both fishing and fly tying. Nine years later, in 2016, my son, who had been spin fishing since he could walk, showed up on my doorstep, requesting that I show him how to fly fish. The rest, as they say, is history, recorded for the sake of posterity on my instagram page.

After suffering PTSD from the horrifying experience of having the fire pass over me and destroy my business...

PS

Coffee

Coffee was very much part of the wine and food culture, not only generally in Australia but particularly here in the Yarra Valley with its connections into Melbourne, where Australia's coffee culture really took off, and continues to lead the way.

I had been roasting at home for myself since 2007, and when the winery I was selling my fruit to, bought a large commercial roaster for their cellar in 2011, not only was I asked to develop a blend for them, I was asked to roast their coffee, which I did one morning each week.

When I had to reinvent myself after the 2009 bushfires, coffee was an obvious direction to take. Not only was it intertwined with the same community & industry I had already been working in, it has its roots in agriculture.

Yarra Valley

The roastery has had two locations since commencing, both have been on rural acreage and had expansive and incredible views over the natural environment of the valley.
The current location, on a ten acre (4 ha) property, has some of the best views of any property in the Yarra Valley.

I am located an hour and 15 minutes from the Melbourne CBD and one hour from Melbourne Airport. Being in such a beautiful, forested part of the valley is important for my personal well-being, first and foremost as a flyfisher: the natural environment feeds my soul and nourishes my daily life. The proximity and easy access to the city gives me the best of both worlds.

My brainchild

My background in wine grape growing has given me a personal focus on the farmers who grow the coffee cherries and produce the beans for the huge world market. All too often it is the original source of raw agricultural products which suffers the most in the world economic system. Green coffee beans are the world's second most traded commodity, next to oil, yet coffee producing countries are amongst the poorest and most marginalised.

Green beans are sourced from all coffee-producing regions of the world, Central and South America, as well as eastern Africa; the birthplace of coffee. Beans from Ethiopia, Rwanda, Kenya, Guatemala, Costa Rica, El Salvador, Brazil, Bolivia, and Colombia are featured in Chum Creek Coffee products, along with beans from many other countries.

With this awareness, Chum Creek Coffee only sources coffee that is traded outside of the base commodity market and only uses small, independent ethical brokers and importers. Beans sourced by Chum Creek Coffee must fall into one or more of the following categories:

- Direct Trade: This is where the broker negotiates a price directly with the farmer.
- Certified Organic: These beans attract a premium price due to higher production costs and lower yields. FairTrade is the main source of organic coffee worldwide.
- Rainforest Alliance: Coffee farms working in sustainable harmony with the environment, where coffee trees are grown interspersed with the natural forest and not in a plantation. RFA coffee is often organic as the established ecosystem allows natural control of pests and diseases.
- Bird Friendly: Coffee farms working to maintain the natural ecosystem of the land and provide and maintain a corridor of forest for both local and migratory birds. These birds forage amongst the coffee trees and help control pests and disease.

Chum Creek Coffee Co. and Fifth Element Coffee Roasters are the brainchild of Greg Liney.

Pop's flies

Text Ray Cameron
Photography by Saltbox

Pop's flies

Ray Cameron

I've been fly fishing since I was a teenager in the 1980s. However, I didn't start tying flies until 2019, and shortly after, my dad gave me a little black notebook that my great-grandfather kept in the 1960s. When I opened it I immediately knew it was something special.



A treasure

Little black notebook

The notebook has entries for 90 flies, hand-drawn with colored pencils, including a list of materials for each. There was also a stack of index cards with another 79 hand-drawnings of flies. Nearly 100 different patterns are represented between the notebook and index cards, including classic flies such as the Adams, Royal Coachman, and Rio Grande King, as well as some less familiar patterns like the Mormon Girl and Devil's Spouse, and even an original pattern, the Noremac – our family name spelled backward.

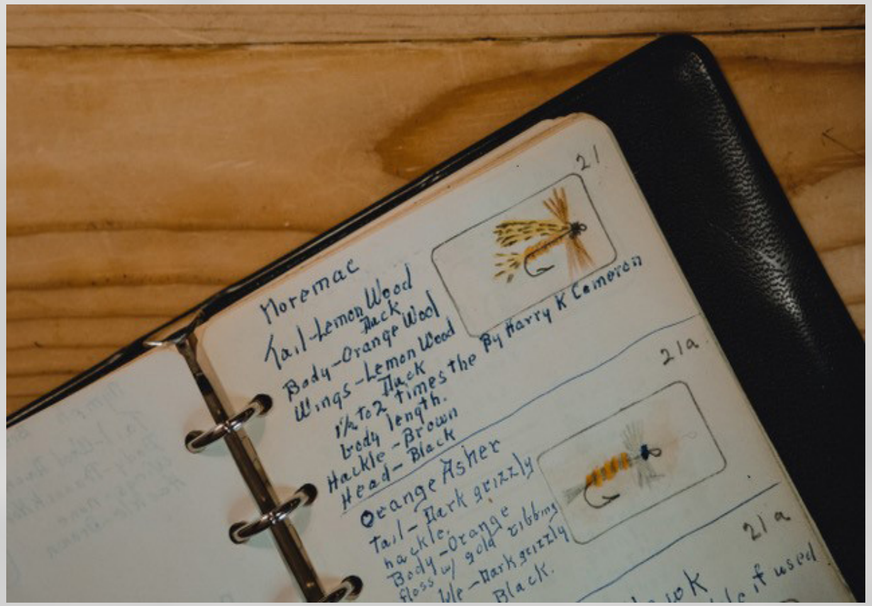

I shared a few of Pop's flies and photos on Instagram in 2019 but couldn't figure out a format I was happy with. Earlier this year I decided to learn how to edit the drawings and found a format that worked. Once I started posting in the new format I quickly gathered a following of some incredible people in the fly fishing and tying community. As of today, over fifty flies have been tied, photographed, and posted by tyers from across the country as well as Canada, Russia, and Italy.

Footsteps

My great-grandfather, Harry K. Cameron (1894-1973), also known as 'Pop,' lived in Colorado Springs, Colorado for most of his life. His home waters were the Arkansas and South Platte rivers, the same ones I fish today.

Ray Cameron

WE ARE
FLY FISHING

BECOME PART OF THE WEAREFLYFISHING FAMILY



NEW: READER TRIPS

SEND US A MESSAGE FOR MORE INFO

info@weareflyfishing.com

2023 YOUTH CAMPS

MORE INFO

SPRING TRIPS 2023

SALMON DENMARK

NEW

If your wife has never pretended excitement at seeing yet another fake bug, can you even call yourself a decent fly tier?

Text, tying and photography: Michael Harmon

WE ARE
FLY FISHING
Christmas
USA
SPECIAL
Michael Harmon
Fly tying
CHRISTMAS // USA SPECIAL 2022
wearefly fishing.com

FLY LIFE

Michael is a Software Strategy Director by day and professional bug maker by night

FLY LIFE

Like many of you reading this, I have found a deep connection to and love for angling. Nothing quite grounds my soul like being able to escape to the mountains and get away from my 5 rowdy kids.

The hopeful moment right after my fly kisses the water being a close second. When something affects you so deeply, it naturally becomes a significant part of who you are.

I like to think that some of that love and identity spills over into the flies I tie, allowing others to see a bit of who I am through their quality, colours, and design.

Nothing quite grounds my soul like being able to escape to the mountains

FLY LIFE

One of my favorite things to do is to tie a freestyle fly that represents special things about people I am close to. I gift the flies and explain those special things I see in them.

Michael Harmon

Michael specializes in tying traditional trout and salmon patterns. He is a Pro Team member for Renomed USA, Partridge of Redditch, and Sprite Hooks. And a Brand Ambassador for Moonshine Rods and Stonfo.

We get a lot of questions about photography. And although I published Svend's article about photography - a few tips - in an earlier edition, I decided to publish it again. Hope it helps.

HOW TO PHOTOGRAPHY

Svend Diesel

a few tips

PHOTOGRAPHY

Tips based on how I photograph my flies

1. Get a GOOD light

I have been using a desk lamp I purchased off Amazon some years ago. The key features of this lamp that have been instrumental in taking better pictures are: firstly that the LED bulb is diffused. Diffused bulbs help to spread the light evenly, avoiding creating a shiny white spot or ring. Secondly, that I can control the temperature of the light from white daylight to warm indoor light. This is very helpful since everyone has different lights in their home and I can use this feature to standardize the overall lighting. Third is a fully adjustable and rotatable lamp. This helps to eliminate shadows and can also be used to create depth. Fourth is a dimming feature. Sometimes a light can be too bright and either needs to be moved further away, or simply dimmed. And finally, a good desk lamp will not only help when taking photos of your flies, but also help relieve eye strain during tying.

2. Zoom in when focusing the lens.

First you want to align the fly in the frame and get it roughly focused. Then zoom in on the most important aspect of the fly, the one that you'd like to be the primary focus of your picture. Twist the lens ever so slightly clockwise and back (counterclockwise) to determine optimal focus. Then take the photo. There are ways of doing this remotely, or auomatically, by connecting your SLR to a computer, but I like to have hands-on control of the camera, plus this eliminates the often cumbersome step of plugging my camera into the computer.

3. Always use a tripod

Whether taking your picture with a camera phone or an SLR, you absolutely should use a tripod. By setting a shutter delay of 3-10 seconds on your camera, you can eliminate the vibrations induced when pushing the button on the camera phone or SLR. No matter how steady and delicate you are, releasing the shutter will shift the camera and create vibrations while taking the photo. By having your device on a tripod and using shutter delay, or remote release, you can eliminate the shake and ensure a steady environment for taking a macro photo. I use shutter speed as an additional variable to control exposure, and the tripod allows for longer shutter times while still allowing crisp photos. Just make sure not to bump your tripod or kick a leg as you press the shutter button and walk away.

4. Shoot the fly from multiple angles.

This is a great tip for beginners to not only improve quickness of aligning, focusing, and capturing the fly, but also help them become better tyers. Over time when capturing macro images of my flies, I have noticed small errors or blemishes not seen to the naked eye which have led to change the way I tie the fly. The fish wont care, but as a fly tyer I do. Also, by shooting multiple angles you can decide which angle you like the best and over time create a “style”. Most anglers have a particular angle or setting they generally use.

Hoh Bo Spey Flies

Materials:
Shank: Partridge Intruder Shank 45mm trimmed to length
Thread: Semperfli Classic Waxed thread 6/0
Hook: Ahrex Trailer Hook HR482 size 2
Wire: Spyder Wire 50lb
Body: Semperfli Sparkle Dubbing
Hackle: Whiting Farms Guinea Fowl
Collar: Natures Spirit Fish Hunter Marabou and Amherst
Eyes: Jungle Cock

Svend Diesel

Peter Simonson has been fly tying for 25 years, initially just creating flies needed for fishing. He enjoys tying historic streamers from the Rangeley region of Maine. Of special interest are the unnamed and other lesser known streamer patterns of Carrie G. Stevens, who was the most well-known tyer of streamer flies in the early to mid 20th century.

Text, tying and photography: Peter Simonson

WE ARE
FLY FISHING
Christmas
USA
SPECIAL
Streamers
Peter Simonson
CHRISTMAS / USA SPECIAL 2002
WEOREFLYFISHING.COM

Peter is a retired signal processing systems engineer, and when he's not tying, he enjoys fly-fishing, kayaking, and hiking. A favorite is fishing for brook trout and big land-locked salmon from pocket water and deep pools in the upper Connecticut River of New Hampshire and from the Rangeley region of Maine. Peter has two grown sons, and lives with his wife Lynne in New Hampshire, where they have been pouring money into a small farmhouse for nearly 40 years.

Why do I tie these

I became interested in the streamers of Carrie Stevens not long after I began tying. After reading Graydon Hilyard's Carrie Stevens book I started tying the patterns published in that book, and then eventually also fished them. Carrie Stevens' streamer patterns are unweighted and swim in the top meter of the water column, allowing me to see the large fish coming up from the depths to attack the fly. Re-reading the Hilyard book, I became fascinated with the small set of unnamed streamers captured in a photograph in that book. Several years of searching both museums and various private collections, helped by fly tyers and aficionados of Carrie Stevens' streamers, led to the development of a database of about 180 unnamed, unknown, and unusual streamer-patterns by Carrie Stevens.

The Gray Ghost

Gray Ghost is undoubtedly the most well-known fly created by Carrie G. Stevens of Upper Dam, Maine. The fly pictured is my dressing of this very effective streamer.

Hook: Originally Allcock 1810 Extra Long Shank sizes 2/0 to 8
My dressing: a reworked Edgar Sealy 1797B in size 1/0
Tag: Flat silver (metal) tinsel
Body: Orange floss
Rib: Flat silver (metal) tinsel
Shoulder: silver pheasant flank
Underbelly: 4-6 strands of peacock herl, then white bucktail
Underwing: Golden Pheasant crest
Throat: White hackle fibers, then Golden Pheasant crest
Cheek: Jungle cock
Wing: 4 gray saddle hackles
Head: black (Carrie Stevens also applied a red-orange band, which was her signature)

Kelly's Killer

Hook: Originally Allcock's 1810 Extra Long Shank, sizes 2/0 to 8
My dressing: a reworked Edgar Sealy 1797B in size 1/0
Tag: Flat silver (metal) tinsel
Body: Orange floss
Rib: Flat silver (metal) tinsel
Underbelly: White bucktail
Throat: White hackle fibers
Wing:, 2 lavender saddle hackles, flanked by silver badger hackles
Shoulder: Lady Amherst Pheasant rump (dark with tan edge)
Cheek: Jungle Cock
Head: Black thread. Carrie Stevens added a red-orange band, her signature

Kelly's Killer and the Pirate are both beautiful patterns by Carrie Stevens, dressed by Peter Simonson

The Pirate

Hook: Originally Allcock 's1810 Extra Long Shank, sizes 2/0 to 8
My dressing: a reworked Edgar Sealy 1797B in size 1/0
Tag: Flat silver (metal) tinsel
Body: Red floss
Rib: Flat silver (metal) tinsel
Underbelly: White bucktail
Underwing: 4-6 strands of peacock herl
Throat: Red hackle fibers, then yellow hackle fibers
Wing: 4 gray saddle hackles
Shoulder: Peacock breast
Cheek: Jungle Cock
Head: Black thread. Carrie Stevens added a red-orange band, her signature

Great North Woods

Hook: Reworked Edgar Sealy 1797B in size 1/0
Tag: Flat silver (metal) tinsel
Body: Dark orange floss
Rib: Flat silver (metal) tinsel
Underbelly: 4-6 strands of peacock herl, then white bucktail followed by pale orange bucktail, and a few hairs (?) of pink bucktail.
Underwing: Golden Pheasant crest
Throat: White hackle fibers
Wing: Pair of tan saddle feathers, flanked by burnt orange, slightly shorter, flanked by dark green saddle hackles.
Shoulder: Lemon Woodduck flank
Cheek: Jungle Cock
Head: Black thread

Unnamed streamer

Hook: Originally Allcock's 1810 Extra Long Shank, sizes 2/0 to 8
My dressing: a reworked Edgar Sealy 1797B in size 1/0
Tag: Flat silver (metal) tinsel
Body: Orange floss
Rib: Flat silver (metal) tinsel
Underbelly: White bucktail
Underwing: Lady Amherst Pheasant crest
Throat: Yellow grizzly hackle fibers
Wing: 2 claret saddle hackles, flanked by yellow grizzly saddle hackles
Shoulder: Lady Amherst Pheasant rump (dark with tan edge)
Cheek: Jungle Cock
Head: Black thread. Carrie Stevens added a red-orange band, her signature

Peter has tied at the International Fly Tying Symposium and The Fly Fishing Show for many years, as well as at smaller shows and at museum events. His work appears in Fly Tyer magazine, and in several books and websites. Peter studied streamer tying under Mike Martinek, among others, and credits several old-school social media sites with providing him a rich interactive learning environment for tying streamers and classic Atlantic Salmon flies. Peter's website www.petersimonsonflydresser.com contains a pattern library of the unnamed, unknown, and unusual streamer patterns of Carrie G. Stevens.

Peter Simonson

AHREX™ Flyhooks

AHREX TROUT PREDATOR SERIES

The Streamer scene has changed quite dramatically over the last two decades. Creative fly fishermen and fly tiers like Kelly Galloup, Russ Maddin, Tommy Lynch and several others have pushed streamer fly tying in new and innovative directions. The way we fish for large predatory trout is now much more aggressive and we target them with much bigger flies.

Therefore we felt an urge at Ahrex Hooks to design hooks specifically for predatory trout – hence the name for this group of hooks – Trout Predator.

Swedish fly tier Andreas Andersson has played a huge role in the design phase and a lot of his thoughts and ideas are clearly visible in the hooks.

Ahrex Hooks are made without compromise – designed by Scandinavian fly fishermen for fishing all over the world.

We are using innovative technology and the best materials available for each specific hook.

Happy fly tying – The Ahrex Team

Rainbow Sex Dungeon on TP610 – tied by Andreas Andersson.

Chartreuse Wiggle Sculpin on TP610 – tied by "Pikelinkan" Andreas Lindquist.

Flat Frog on TP612 – tied by Soren Flarup.

Baby Bow on TP605 – tied by Jorge Garcia Huertes.

Bauer Water Pusher on TP610 – tied by Niklaus Bauer.

Blue Mini Sid on TP650 – tied by Andreas Andersson.

Multi Colour Deer Hair Diver on TP610 - tied by Andreas Andersson.

www.ahrexhooks.com
info@ahrexhooks.com

Follow us on Instagr. ... am, Faceb ... ook and YouTube

DRIVEN BY PASSION

HANDMADE LEATHER FLY FISHING ACCESSORIES

The name:

My name is Artūras Merkevičius, better known as Art Merk, which is easier to memories for my international friends and fellow fisherman around the world.

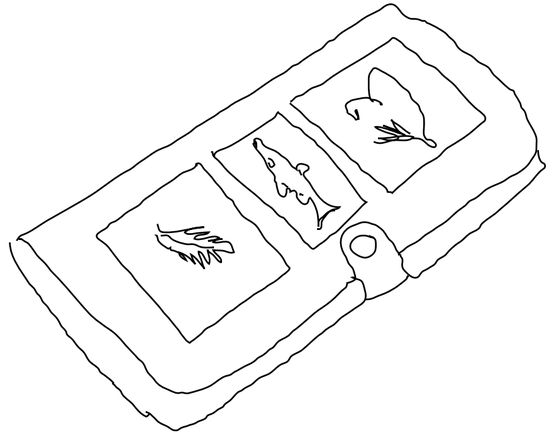

WE ARE
FLY FISHING
Christmas
USA
SPECIAL
HANDMADE LEATHER
FLY FISHING ACCESSORIES
By Art Merk
WeareFlyfishing.com
CHRISTMAS / USA SPECIAL 2022

The Art Merk Studio:
In the Art Merk Studio, my passions for fly fishing and for ‘crafts’ (leatherwork) come together. Beautiful words and definitely true, but it didn't all came naturally....

The story behind the brand

The combination of leathercraft skills, which I had to learn from scratch during my free time (I had a regular day job, like most people), and techniques I have developed over the years, all resulted in the exquisite handmade fly wallets you see in the pictures. When developing these, I actually started with the question what I would like to use personally. And what I wanted is for them to be useful **and** beautiful. Leather is a luxury material. It should feel nice when holding it, and also work well in all weather conditions. So I had to implement some production aspects, to make sure these fly wallets look good, and also perform well. Below are the main features, which I use to describe my leather fly accessories by:

- I use full-grain high quality vegetable-tanned leather.
- The images on the leather (trout, salmon or other species) are tooled by hand applying old leather carving techniques.
- The leather is sealed with a beeswax mixture, in order to prevent it from absorbing water in. As a result, the leather doesn’t get soggy when it gets wet.

- The fly wallets are stitched by hand using thick and durable thread.
- The pins I use in my tube fly wallets are made from copper, so they will not rust.
- At the final stage, the fly wallets are varnished 3 times in order to protect the leather and provide a nice, glossy look.

The most important feature of my wallets, and the feature that makes these fly portfolios excellent, is that I invented a process (now patented) for hardening the sides. This process ensures that the wallets are not crushed when carried in a pocket and that the flies are protected and not flattened inside it. Consequently, they can even be used for fly dry flies!

We give away this Art Merk Tube Fly Wallet.
Just follow Art Merk on Ista, and send us a message with the words Art & Merk. To info@weareflyfishing.com

Blue Charm
Green Highland
Jock Scott

Fly Fishing

I started fly fishing when I was about eighteen years of age (now 20 years ago). During that time I have been very fortunate to fish for salmon in Denmark, Norway, Iceland and Lithuania. I also travelled for trout and grayling to the United States, United Kingdom, Sweden, Slovakia, Poland, and the Czech Republic. On my trips I gained a lot of experience and I hope also some knowledge of how to fish for different species and how to read and approach different water. But the main thing is that I have met a lot of wonderful people and made many friends.

Grateful

I am grateful, and quite thrilled, that I have been able to develop and create these fly wallets, to the point where I can present them with absolute confidence. I am thankful that the leathercraft allows me to travel internationally, and present my fly wallets at different fly fairs and other events, not to mention meeting new people and making new friends.

More about my leather craft you can find:
www.artmerkstudio.com
Facebook: @artmerkleather
Instagram: @art.merk
Email: art@artmerkstudio.com

YOUTH FLY FISHING CAMPS

NORWAY - DENMARK - SWEDEN

2023

FOR ALL YOUR QUESTIONS, AND OUR BROCHURE PLEASE CONTACT US

CERTIFICATES

TRANSPORT

WHAT TO PACK

ESSENTIALS

WHAT IS

WHAT ISN'T

INSURANCE

INCLUDED

NOT INCLUDED



YOUTH FLY FISHING CAMPS

BOOK NOW

FLY FISHING AND OUTDOOR
CAMPS FOR YOUNG ADULTS

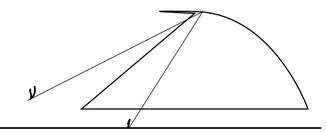

a weareflyfishing initiative

Christmas
USA
SPECIAL
WE ARE
FLY FISHING
OUTDOOR MOM
Elizabetha Cochran
CHRISTMAS / USA SPECIAL 2022
WeAreFlyFishing.com

Mom with an outdoor lifestyle

Fly fishing motivates me more than anything ever has. The places I get to see, the challenges I overcome and the achievement I feel motivate me to be better. More productive, confident and healthy.

Text: Elizabetha Cochran
Photography: Elizabetha & friends

Being a mom with an outdoor lifestyle is intimidating at times. It takes a lot of work and preparation to get outdoors for a couple hours as a family. I do it to make my daughter happy and give her amazing experiences. I share it to let other mothers know they can do it too!

At times it can be incredibly frustrating and exhausting. You come home feeling drained, but no matter how draining the day may have been you will always look back on those memories with pride. Every moment is worth the stress and struggle

Elizabetha Cochran

Win an
Ahrex Flexi -Stripper

TO GET ONE, YOU DON'T HAVE TO FOLLOW US!
JUST INSPIRE OTHERS WITH YOUR STORIES AND LIFE STYLE, **AND WE FOLLOW YOU!**



Why I tie flies

Why do I tie? Hmm…That is a great question and something I haven't really thought a lot about until recently. I tie for probably a dozen different reasons... and believe it or not, it's most definitely not just for the fish.

Text, tying and photography: Kyle Ludwig

WE ARE
FLY FISHING
Christmas
USA
SPECIAL
why I tie
Kyle Ludwig
CHRISTMAS / USA SPECIAL 2022
weareflyfishing.com

Freeing my mind

Those reasons will vary from day to day. Some days it is for the fish. Other days I tie for myself, some days I tie for my customers and most days I tie for my favorite reason. To relax and free the mind.

The Stones

Fasination

I actually got into tying before I started fly fishing for real. The idea of twisting up my own bait fascinated me. I could make them any way I wanted. The possibilities were endless and that really drew me in. The idea than I could change the colour, size, profile, texture, weight, etc. The options were never-ending. That is what attracted me to it. It’s a never-ending journey.

Functional art

Tying brings me a lot of things. It brings me peace, joy, and a way to express myself through art. And not just any art: functional art. And that is what makes fly tying so special. Fly tying will forever be a part of me and a part of my daily routine.

Some people relax by going on a long walk, or reading a good book. I grab feathers, fur and some thread, and my mind just relaxes. In those moments of tying, I have no worries, no anxiety or fear. It's just me, the vise and tranquility…

Kyle Ludwig



Dear April

I like April Vokey. To which you'd probably respond like: "Duh?! Join the club, man." But that is _not_ why I like her. I like her because she a] actually answers incoming messages; and b] really knows what she's talking about. April is not just another pretty lady with a fly rod. And mind: staying in this business for wellnigh 20 years, you need a whole lot more than just a pretty face.

So if you are just starting out on the path to becoming a fly fisherman, Google her name, and take her teachings to heart. And for those of you who are already aware of her existence, and the work she has done over the years, I say: please give a warm welcome to April Vokey!

Text: April Vokey & Peter Sikking

Anchored Outdoors

It all started with the podcast. I'd created a platform for long-form conversation, with the intention of preserving our sport's history and the people in it. It didn't take long for a community to form around it and for requests to filter in.

Community, video and support

It was getting tricky to describe various techniques and skills using audio only, without the aid of visual support, let alone live instruction… so we created Anchored Outdoors, by combining these three things (community, video and support)!

AnchoredOutdoors.com

www.AnchoredOutdoors.com is a membership site consisting of interactive virtual events, online masterclasses, a three-phase incentivised program, community, members-only events and perks, and much more.
I'm actively involved and have grown to know and love our members. They were the missing piece for me, and I can honestly say that I've never been this fulfilled in my 20-year long career in the outdoors.

Women

The world has changed a lot over the last couple of decades, and while there are certainly positive and negative aspects of change, it’s undeniable that there are more women than ever on the water. My advice is to embrace this as a status quo and to run with it. Work hard, work smart, invest in courses and other educational opportunities (in both business and the outdoors), sleep less, give back, and don’t let anyone tell you that dreams don’t come true. Most of all, though, have fun and remember that these careers often have expiry dates, so enjoy every moment of it now.

sleep less, give back, and don’t let anyone tell you that dreams don’t come true

April Vokey



A NEW MAGAZINE COMMING SOON

TIPS FOR TRIPS

WITH A FLY ROD



Football & fly tying

Its interesting how such a seemingly unimportant thing like tying a fly can have such an impact on your life. Beyond just the obvious effect of taking up a not insignificant amount of my time, tying has given some really great opportunities and has allowed me to meet some really great people. I have thoroughly enjoyed putting my content out on the internet through Instagram and Youtube, with the intention of helping new and experienced tiers alike hone their skills.

Text, tying and photography: Gary Morin

Christmas
USA
SPECIAL
WE ARE
FLY FISHING
Football & Fly tying
Gary Morin
CHRISTMAS // USA SPECIAL 2022
wearefly fishing.com

It’s interesting to realize at this point that this all started from a completely unrelated scenario…an injury sustained in a football game. I threw an interception in a flag football game and, in a moment of sheer stupidity, forgot that I was not playing in the Super Bowl and ran the defender down. The result was a torn ACL, MCL (both cruciate ligaments), lateral meniscus as well as a broken tibia and tibial plateau (shinbone injuries). This required surgery that laid me up for quite some time.

s I was recovering, I did a lot of reading and decided to give fly tying a try. I bought a small fly tying tool kit and can still remember looking at the most basic of tools thinking…"what in god's name does this do? I picked a couple patterns and bought the appropriate materials. I tied and tied those specific flies and perfected the skills required until I was able to expand to other patterns and techniques. As I progressed, I fell in love with the creative freedom that comes with tying and the endless possibilities at your fingertips.

I tend to tie 3 main types of flies…dry flies, nymphs, and stillwater flies. Even though dry flies and nymphs can also fall into the stillwater category, I modify certain patterns specifically for stagnant waters which is why they are in their own category. A library of many patterns in each category can be found on my Instagram account (@adkflytying), and tying tutorials can be found on my Youtube page (@adkflytying or gary morin).

My favorite nymphs to tie are the classic pheasant tail nymph, copper johns and golden stonefly imitations. One of these patterns can be found on the business end of my line most of the time. I drift them close to the bottom on a double nymph rig, either under an indicator or on a euro nymph setup

Gary Morin

WE ARE
FLY FISHING
Christmas
USA
SPECIAL
Golden trout
Russell Davie
CHRISTMAS / USA SPECIAL 2022
weareflyfishing.com

Trout

I picked up a fly rod for the first time in 2007. Although I had just made my third consecutive U.S National Team in wrestling, I also suffered a devastating loss in the U.S. National Championships final, and broke my ulnar and radius, incapacitating my arm. Knowing I would not be wrestling for the months ahead I decided to try something different to pass the time. Over the next ten years I tried juggling becoming a dad, becoming a high school teacher and coach, with finding time for myself.

Text:Russell Davie
Photography: Mark Wojcik

Then six years ago I found myself turning to the sport of flyfishing once again. Recently divorced and going through a traumatic custody battle I found comfort in hiking in the mountains and finding time to think. I used to bring my fly rod along and what started as therapy soon became the greatest passion of my journey so far.

On one of the early hikes, I carried a fly rod; and I was fortunate enough to come across a 20” Colorado River cutthroat. My first ever alpine catch was made on a dry fly, a mosquito pattern, on which I landed a stellar 18” specimen.

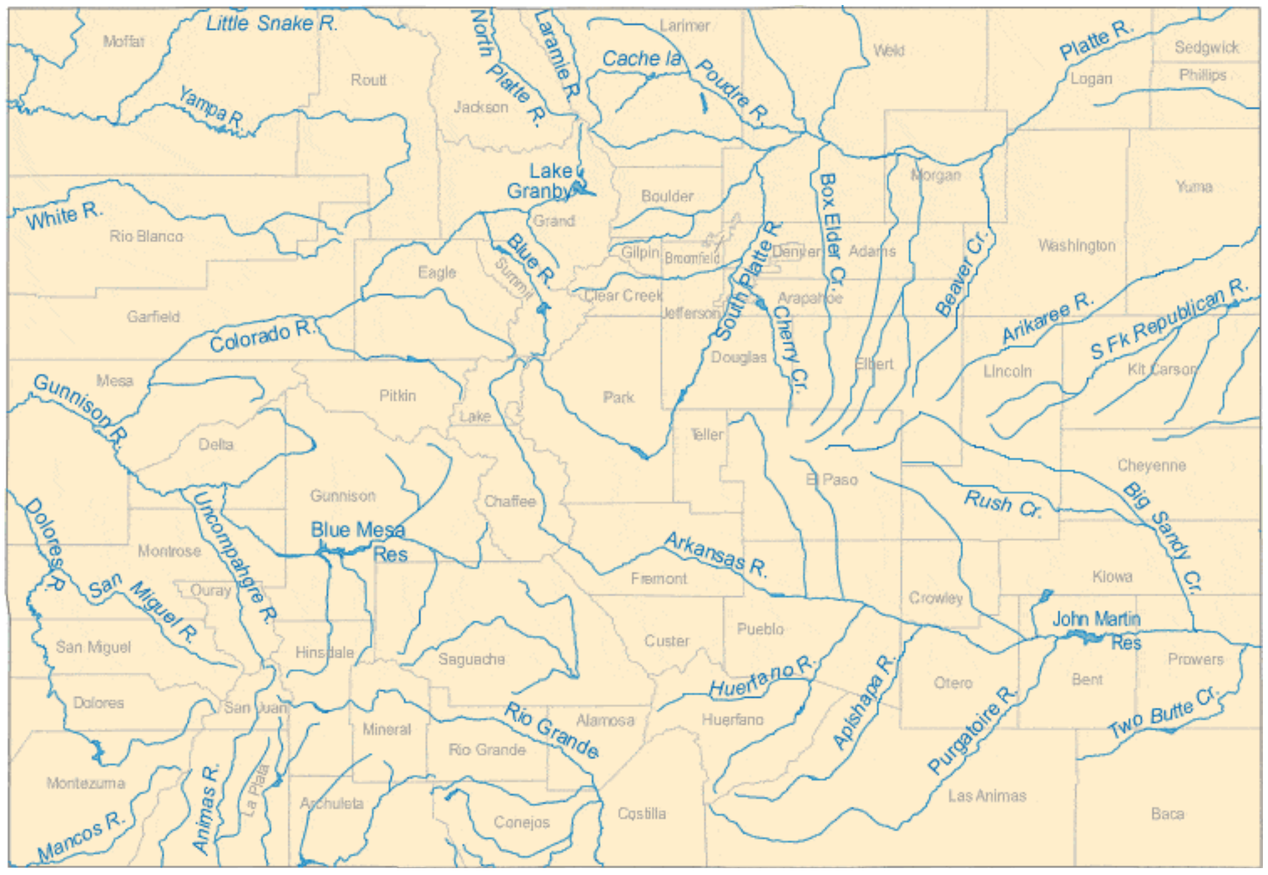

Over the next five years I spent entire winters studying maps, reading books, sifting through blogs, and plotting courses. Since then I have hiked over 2,800 miles, more than 560 miles per year and have visited over 400 alpine lakes. I have caught some of the rarest species of trout on Earth – Rio Grande cutthroat, Greenback cutthroat, Colorado River cutthroat, and Golden trout) and some of the largest of their kind.

I truly fell in love with Golden trout (*Oncorhynchus aguabonita*) and they became my beacon of backpacking. My friend Mark pushed me to do the unthinkable and backpack for 10 day trips covering nearly 100 miles… just to find special places and the fish that live there.

I I have now trekked for up to a week alone. I have discovered that flyfishing opens up avenues for exploration and adventure I wouldn't have found otherwise. Camping, swimming, geeking out about waterfalls and wildflowers, digging for crystals, archery and other activities have become passions too, thanks to flyfishing.



Soul

Flyfishing has healed more than my elbow or my heart… it has strengthened my soul. My new quest is for conservation and awareness of native trout versus invasive species. I have worked to help biologists identify native species of wild trout, and locations which need further development and restoration. I share my journey in hope that these incredibly special fish can help others find purpose and adventure, as they have helped me. In turn we can provide safe habitat for them to flourish for posterity.

Russell Davie, Colorado Springs Colorado

READER TRIP: DANISH SALMON

Spring 2023 weareflyfishing is organizing a 5 day all inclusive salmon trip to one of the best salmon rivers in Denmark.

Including:
Accommodation, all meals and 3 full days professional guiding by mister salmon himself.

For more information please contact us at info@weareflyfishing.com

ADVENTURE IS ONLY ONE CAST AWAY

FROM 1095,-PP

READER TRIP FOR DANISH SALMON

BE SOCIAL

A NEW MAGAZINE CAN USE ALL THE SUPPORT IT CAN GET.
ESPECIALLY IF MADE WITHOUT ANY BUDGET AND SHARED FOR FREE!
THANK YOU IN ADVANCE.



READING MAGAZINES FOR FREE? IT ALL STARTS WITH YOU!

HELP US TO KEEP MAKING HIGH QUALITY MAGAZINES

BECOME A PARTNER OF *WE ARE FLY FISHING*

CONTACT US AND WE TELL YOU ALL ABOUT THIS GROWING FLY FISHING FAMILY

CONTACT

GET YOUR CUSTOMERS HOOKED

ADVERTISING

adv@weareflyfishing.com

BE SOCIAL

Photo by Peter Sikking

© right...copyright.....

We get a lot of questions concerning authors rights and copyright.

It is very simple: everything you find in the magazine is made under copyright. This protects us (WAFF) as well as the people who work on these issues. So you can not copy anything without permission from the publisher. Please contact us if you need more information.

INFO@WEAREFLYFISHING.COM

Next issue
February 2023

Photo Aart-Jan van Mossel